

Appendix B. Test Photos

1. Photographs of Conducted Emissions Test Configuration

<For EUT 1 >

Test Mode: Mode 4

FRONT VIEW



REAR VIEW




<For EUT 2 >

Test Mode: Mode 1

FRONT VIEW



REAR VIEW



2. Photographs of Radiated Emissions Test Configuration

9kHz ~30MHz

FRONT VIEW



REAR VIEW




30MHz ~1GHz


<For EUT 1 >

Test Mode: Mode 2

FRONT VIEW




REAR VIEW



<For EUT 2>

Test Mode: Mode 1

FRONT VIEW




REAR VIEW



Above 1GHz

FRONT VIEW



REAR VIEW




Co-location

<For EUT 1>

Test Mode: Mode 1 ~ Mode 3

FRONT VIEW



REAR VIEW

