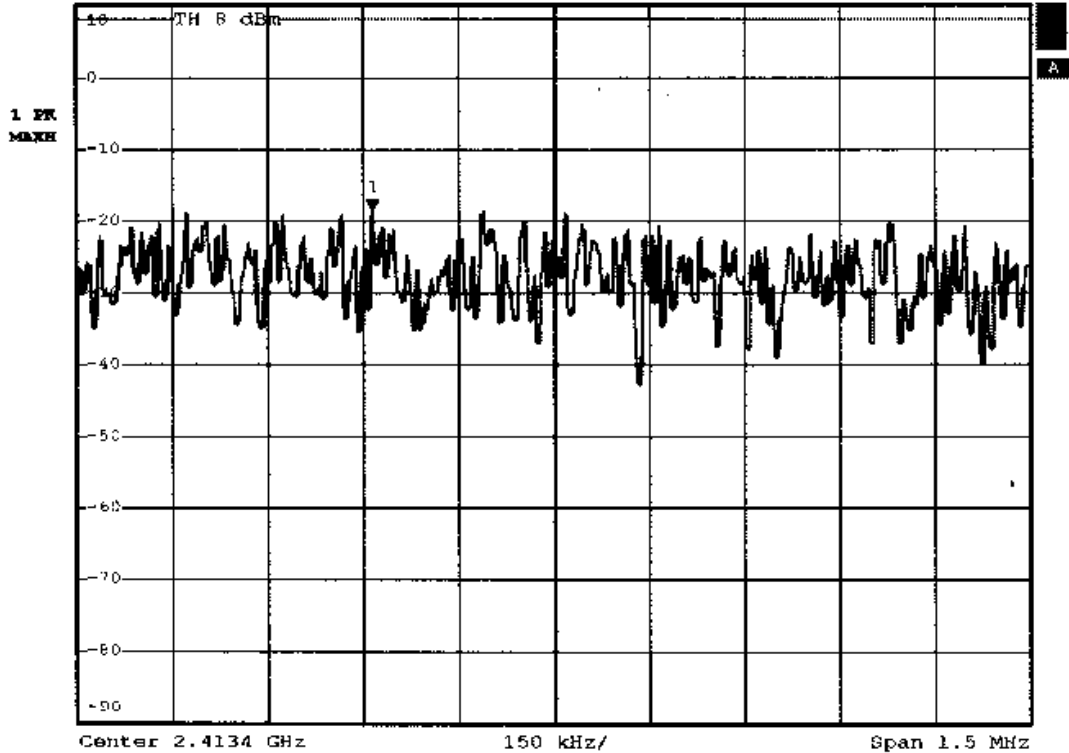




*RBW 3 kHz Marker 1 [T1]
VBW 10 kHz -18.49 dBm
*SWT 500 s 2.413115000 GHz

Ref 10 dBm *Att 20 dB



Comment A: Power spectrum density at low channel
APF=3dB CL=1dB
Date: 7.AUG.2002 19:57:48

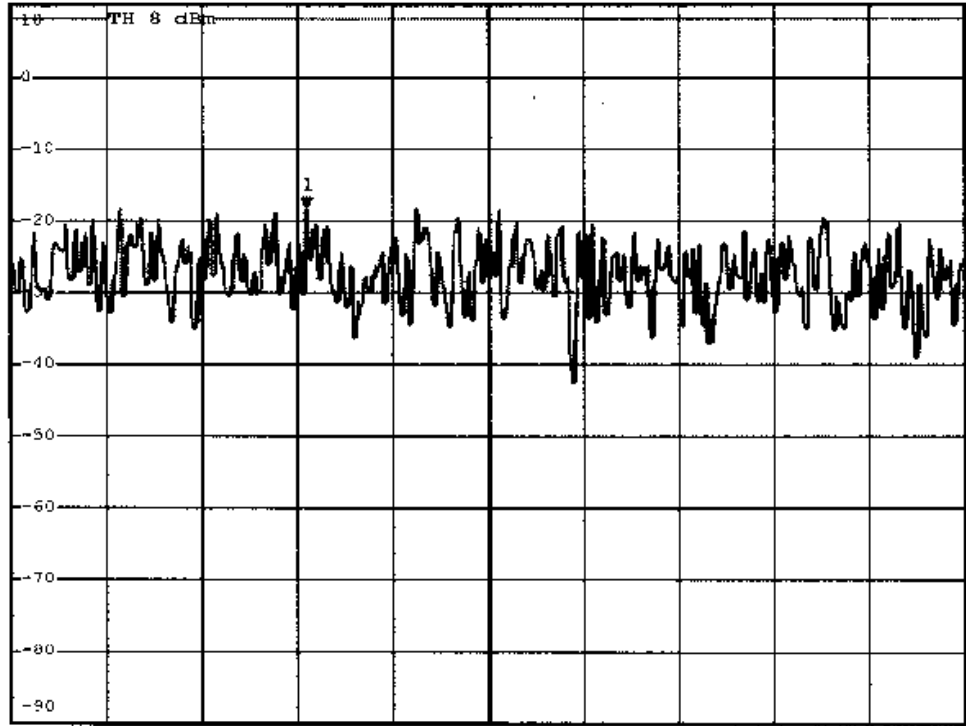


*RBW 3 kHz Marker 1 [T1]
VBW 10 kHz -18.19 dBm
*SWT 500 s 2.438115000 GHz

Ref 10 dBm

*Att. 20 dB

1 PK
MAXH



Comment A: Power spectrum density at middle channel
ATT=3dB CL=1dB
Date: 7.AUG.2002 15:50:47

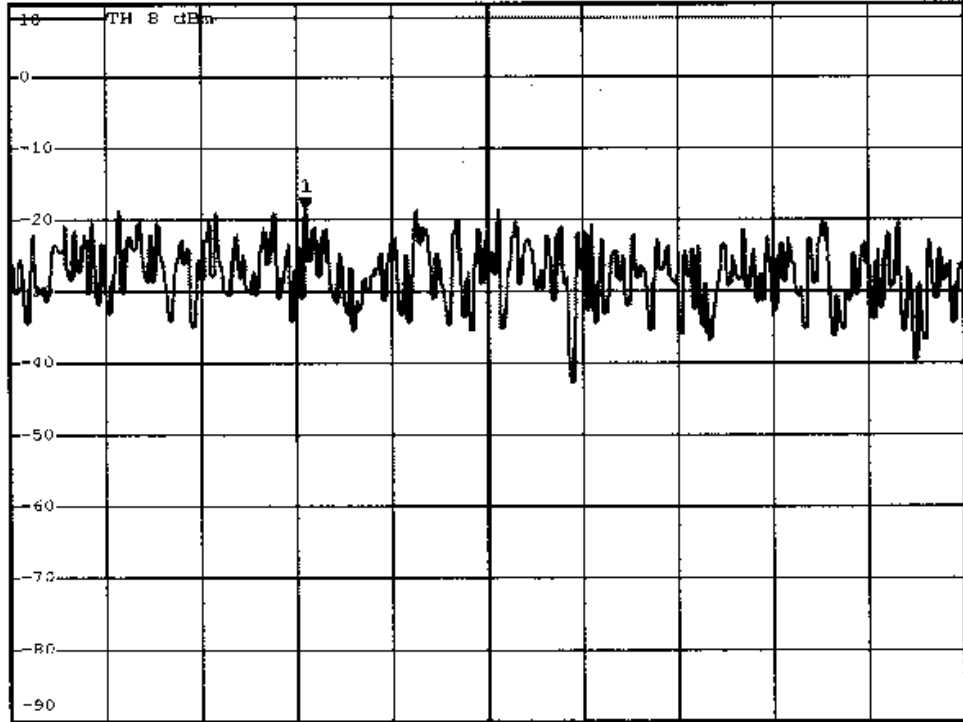


*RBW 3 kHz Marker 1 [T1]
VBW 10 kHz -18.53 dBm
*SWT 500 s 2.463115000 GHz

Ref 10 dBm

*Att 20 dB

1 PK
MAXH



Comment A: Power spectrum density at high channel

ATT-3dB CL-1dB

Date: 7.AUG.2002 15:48:46