

## 5 PHOTOGRAPHS OF THE TEST CONFIGURATION



### CONDUCTED EMISSION TEST (Test Mode 1)



(Test Mode 2)





RADIATED EMISSION TEST  
(Test Mode 1 – X axis)







(Test Mode 1 – Y axis)



(Test Mode 1 – Z axis)





(Test Mode 2)

