

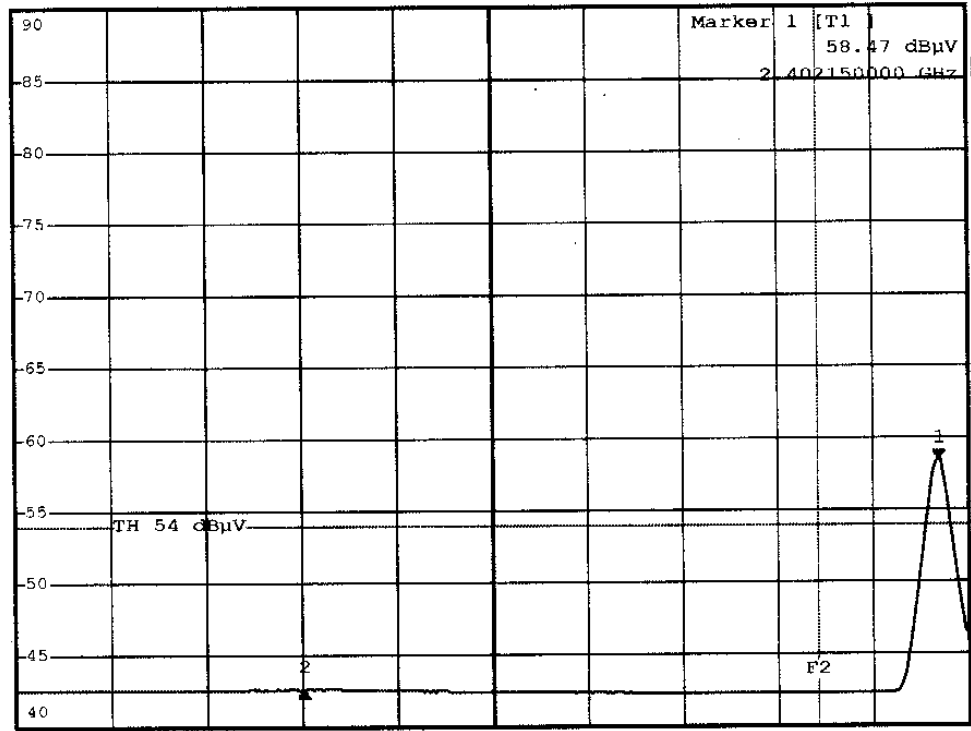


*RBW 1 MHz Delta 2 [T1]
*VBW 10 Hz -15.81 dB
SWT 24 s -63.46000000 MHz

Ref 90 dBuV

*Att 0 dB

1 PK
MAXH



Comment A: Band-edge at low channel ▲
F2=2390MHz

Date: 10.SEP.2002 16:41:40

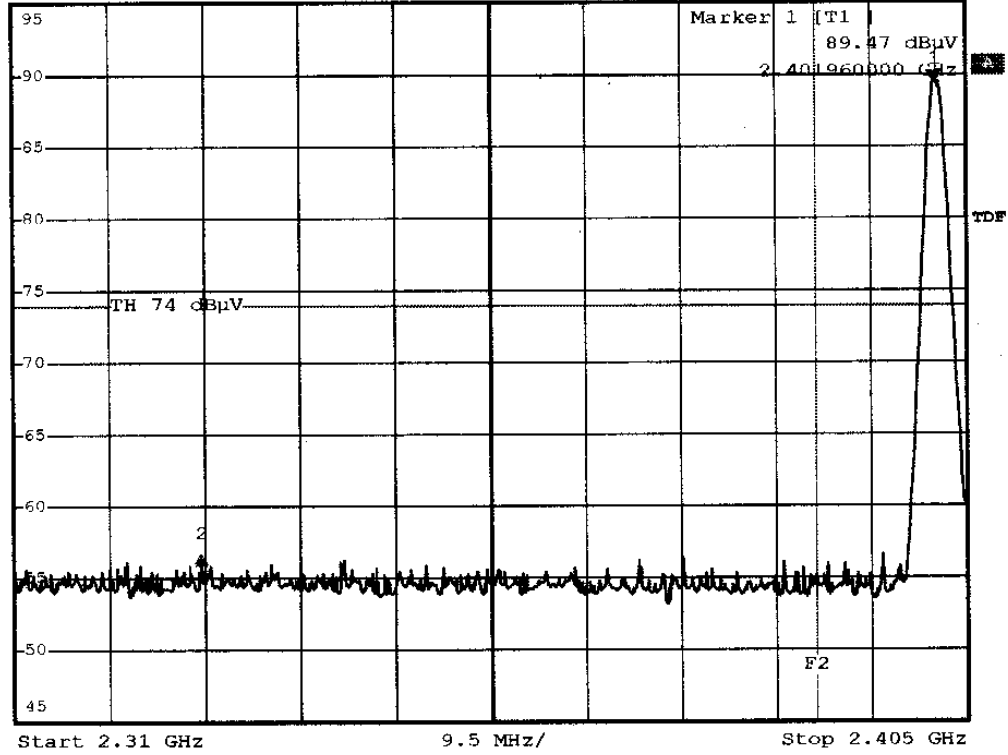


*RBW 1 MHz Delta 2 [T1]
*VBW 1 MHz -32.84 dB
SWT 2.5 ms -73.34000000 MHz

Ref 95 dBμV

*Att 0 dB

1 PK
MAXH



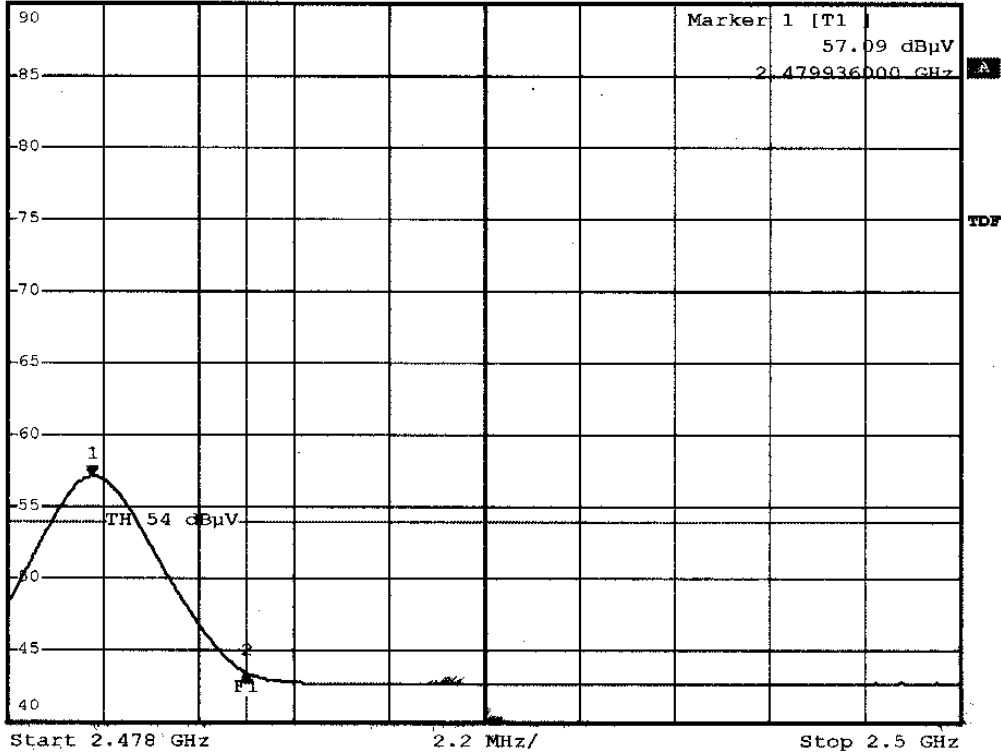
Comment A: Band-edge at low channel
F2=2390MHz
Date: 10.SEP.2002 16:38:34



*RBW 1 MHz Delta 2 [T1]
*VBW 10 Hz -13.61 dB
*Att 0 dB
SWT 5.6 s 3.564000000 MHz

Ref 90 dBuV

1 PK
MAXH

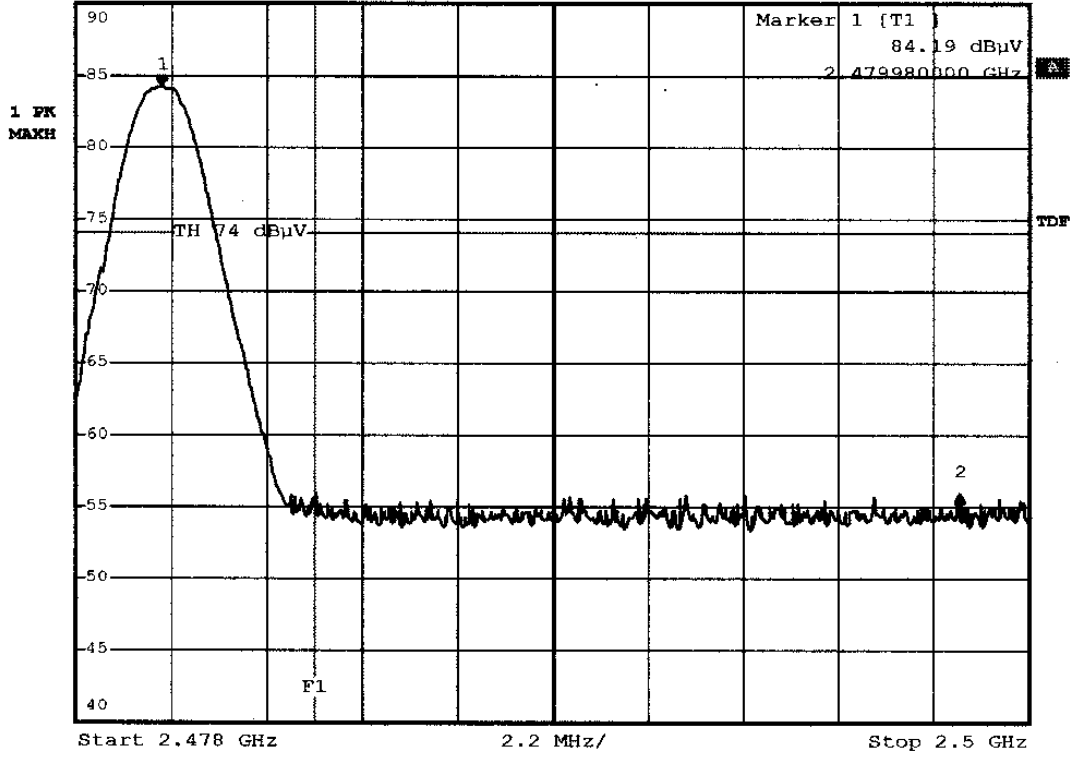


Comment A: Band-edge at high channel
F1=2483.5MHz
Date: 10.SEP.2002 16:46:54



*REW 1 MHz Delta 2 [T1]
*VBW 1 MHz -28.24 dB
SWT 2.5 ms 18.436000000 MHz

Ref 90 dB μ V *Att 0 dB



Comment A: Band-edge at high channel ← ▽

F1=2483.5MHz

Date: 10.SEP.2002 16:44:36