


1.1.1. Photographs of Conducted Emission Test Configuration

- The photographs show the configuration that generates the maximum emission.


FRONT VIEW



REAR VIEW



SIDE VIEW




Photographs of Radiated Emission Test Configuration

- The photographs show the configuration that generates the maximum emission.

F
R
O
N
T

V
I
E
W



R
E
A
R

V
I
E
W

