

APPENDIX 3: Photographs of test setup

Radiated Emission



Photo 1





Photo 2


Worst Case Position

Below 30MHz (Controller: X-axis / Antenna: X-axis)
Above 30MHz (Controller: Horizontal: X-axis, Vertical: X-axis)
Above 30MHz (Antenna: Horizontal: X-axis, Vertical: X-axis)


X-axis




X-axis




Y-axis




Y-axis



Z-axis



Z-axis




Worst case position

Mechanical Key (Inserted)



Mechanical Key (Not Inserted) Worst



UL Japan, Inc.

Head Office EMC Lab.

4383-326 Asama-cho, Ise-shi, Mie-ken 516-0021 JAPAN

Telephone : +81 596 24 8116

Facsimile : +81 596 24 8124