
APPENDIX 3: Photographs of test setup

Radiated Emission
(Below 1 GHz)




Photo 1



Photo 2

Radiated Emission
(Above 1 GHz)




Photo 1




Photo 2

Worst Case Position

Below 1 GHz (Horizontal: Z-axis / Vertical: Z-axis)

Above 1 GHz (Horizontal: X-axis / Vertical: X-axis)

X-axis



Y-axis



Z-axis



End of Report