


**APPENDIX 1: Photographs of test setup**

**Radiated Emission**

**Front**



**Rear**




**Worst Case Position**


Receiver (Horizontal: X-axis/ Vertical: X-axis)

Antenna (Horizontal: X-axis/ Vertical: X-axis)


**Receiver/ X-axis, Antenna/ Y-axis**



**Receiver/ Y-axis, Antenna/ Y-axis**



**Receiver/ Z-axis, Antenna/ Y-axis**



---

**UL Japan, Inc.**

**Head Office EMC Lab.**

4383-326 Asama-cho, Ise-shi, Mie-ken 516-0021 JAPAN


Telephone : +81 596 24 8116

Facsimile : +81 596 24 8124


**Worst Case Position**

**Receiver (Horizontal: X-axis/ Vertical: X-axis)  
Antenna (Horizontal: X-axis/ Vertical: X-axis)**

**Receiver/ X-axis, Antenna/ X-axis**



**Receiver/ Y-axis, Antenna/ X-axis**



**Receiver/ Z-axis, Antenna/ X-axis**

