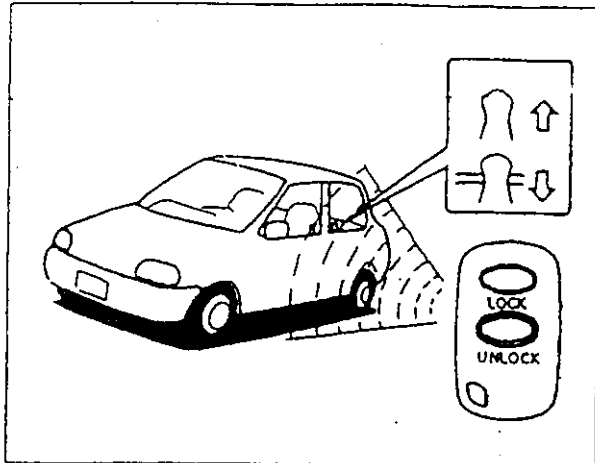


## OWNER'S MANUAL (DRAFT)

Operating instructions for this system, named Remote Control Door Lock, will be contained in the owner's manual of the vehicle and its contents will be as follows:

### Remote Control Door Lock (if equipped)

You can lock all doors simultaneously or unlock the driver's seat door only and all doors simultaneously by operating the transmitter near the vehicle. For the wagon model, the tailgate lock is controlled, too.



Push the "LOCK" button on the transmitter to lock the all doors. Be sure the doors are locked after you operate the "LOCK" button. Push the "UNLOCK" button on the transmitter one (1) time to unlock the driver's seat door. Push the "UNLOCK" button on the transmitter again to unlock the all doors within about 5 seconds after the "UNLOCK" button is first pushed. The doors will automatically lock again if no door is opened within about 30 seconds after the "UNLOCK" button is finally pushed.

#### NOTE:

- \* The maximum operating distance is about 3 m (10 ft.), but this can vary depending on the surroundings, especially near other transmitting devices such as radio towers or CB (Citizen's Band) radios.
- \* The door locks can not be operated with the transmitter;
  - if the ignition key is in the "ON" or "START" position, or
  - if any door is open.
- \* If you lose your transmitter, ask your Suzuki dealer as soon as possible for a replacement and to have the lost one deactivated.

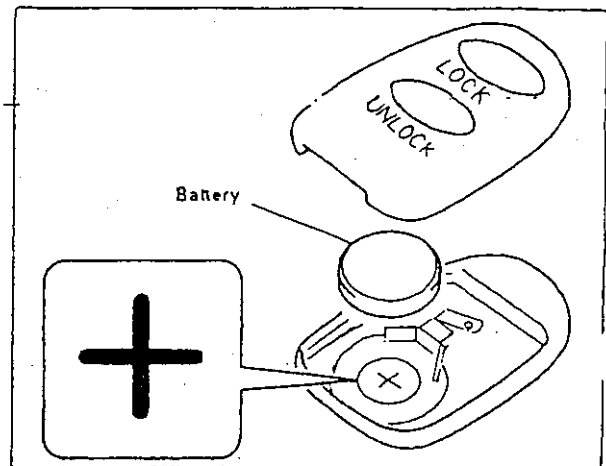
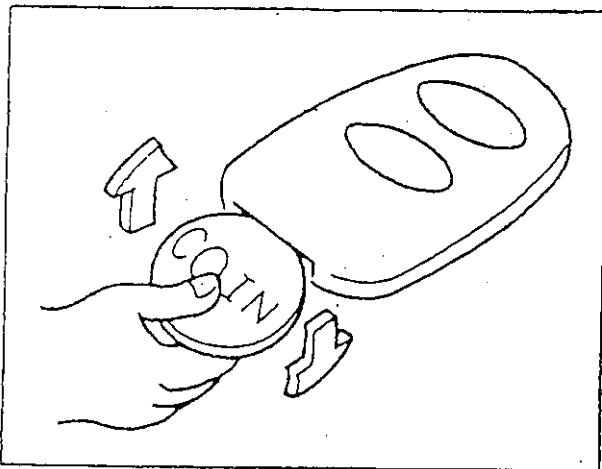
#### **▲ CAUTION**

The transmitter is a sensitive electronic instrument. To avoid damaging the transmitter, do not expose it to impacts, moisture, or high temperature (such as on the dashboard under direct sunlight).

## Replacement of the transmitter battery

If the transmitter becomes unreliable, replace the battery.

- 1) Put the edge of a coin or a flat blade screw driver in the slot of the transmitter and pry it open.
- 2) Replace the battery (lithium disc-type CR2032 or equivalent) so its + terminal faces the "+" mark of the transmitter.
- 3) Close the transmitter firmly.
- 4) Make sure the door locks can be operated with the transmitter.
- 5) Dispose of the used battery properly according to applicable rules or regulations. Do not dispose of lithium batteries with jordinary household trash.



### ⚠ WARNING

Swallowing a lithium battery will cause serious internal injury. Do not allow anyone to swallow a lithium battery. Keep lithium batteries away from children and pets. If swallowed, contact physician immediately.

### ⚠ CAUTION

The transmitter is a sensitive electronic instrument. To avoid damaging the transmitter, do not expose it to dust, moisture, or tampering the internal parts.

For vehicles sold in U. S. A.:

**MADE IN JAPAN**

This device complies with Part 15 of the FCC Rules.  
Operation is subject to the following two conditions:

- (1) this device may not cause harmful interference, and
- (2) this device must accept any interference received, including interference that may cause undesired operation.

**CAUTION**

Changes or modifications not expressly approved by the party responsible for compliance could void the user's authority to operate the equipment.

For vehicles sold in Canada:

This device complies with RSS-210 of industry Canada.  
Operation is subject to the following two conditions:

- (1) this device may not cause interference, and
- (2) this device must accept any interference, including interference that may cause undesired operation of the device.