



**APPENDIX 3: Photographs of test setup**

**Radiated Emission**




**Photo 1**



**Photo 2**

**Worst Case Position (Horizontal: X-axis/ Vertical:X-axis)**

**X-axis**



**Y-axis**



**Z-axis**



**End of Report**