


## 7. Photographs of the Test Set-Up


Photograph 1: Set-up for Conducted Emissions




Photograph 2: Set-up for Radiated Emissions, below 1GHz




**Photograph 3: Set-up for Radiated Emissions, above 1GHz**



**Photograph 4: Set-up for Spurious Emissions (9kHz-30MHz)**



**Photograph 5: Set-up for Spurious Emissions (30MHz-1GHz)**



**Photograph 6: Set-up for Spurious Emissions (1GHz-26GHz)**

