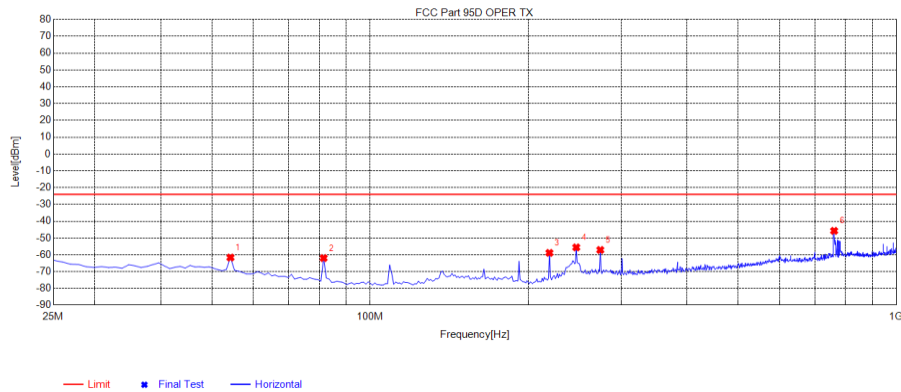
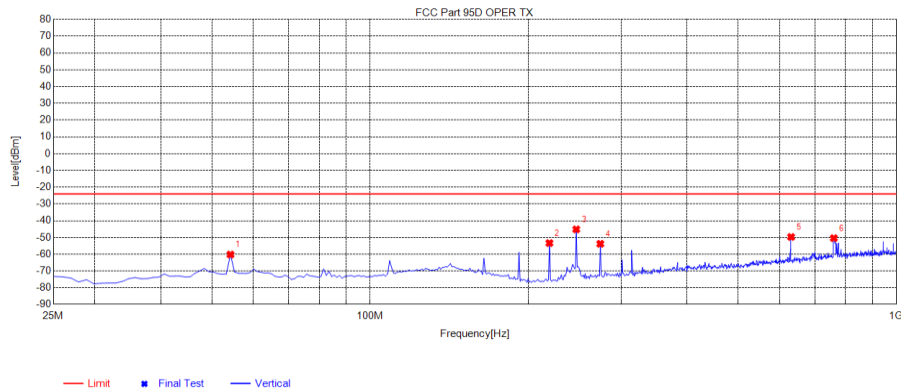


Test Mode: TX-CH40 by battery DC 9V AM Polarity: Horizontal



NO.	Freq. [MHz]	Reading [dBm]	Level [dBm]	Limit [dBm]	Margin [dB]	Factor [dB]	Angle [°]	Polarity
1	54.25	-94.06	-61.62	-23.00	38.62	32.44	200	Horizontal
2	81.55	-88.38	-61.93	-23.00	38.93	26.45	90	Horizontal
3	219.025	-87.48	-58.85	-23.00	35.85	28.63	150	Horizontal
4	246.325	-87.71	-55.60	-23.00	32.60	32.11	170	Horizontal
5	273.625	-90.29	-57.11	-23.00	34.11	33.18	220	Horizontal
6	761.125	-87.87	-45.73	-23.00	22.73	42.14	120	Horizontal

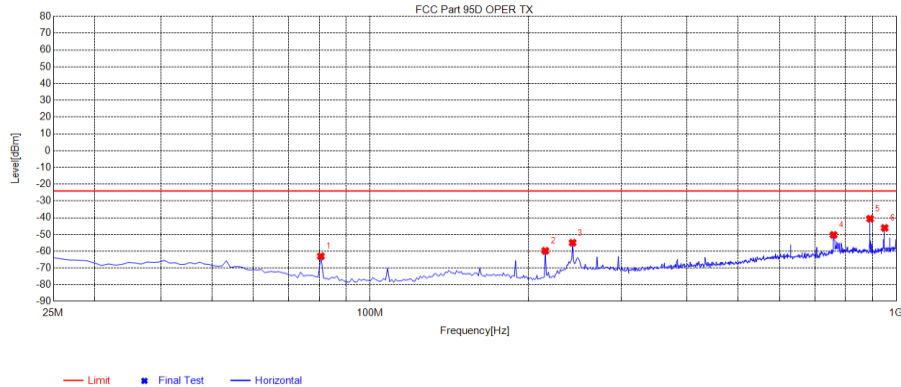
Test Mode: TX-CH40 by battery DC 9V AM Polarity: Vertical



NO.	Freq. [MHz]	Reading [dBm]	Level [dBm]	Limit [dBm]	Margin [dB]	Factor [dB]	Angle [°]	Polarity
1	54.25	-90.67	-60.19	-23.00	37.19	30.48	130	Vertical
2	219.025	-81.04	-53.34	-23.00	30.34	27.70	230	Vertical
3	246.325	-74.35	-45.18	-23.00	22.18	29.17	70	Vertical
4	273.625	-84.10	-53.79	-23.00	30.79	30.31	120	Vertical
5	630.475	-88.97	-49.72	-23.00	26.72	39.25	330	Vertical
6	760.15	-92.03	-50.42	-23.00	27.42	41.61	240	Vertical

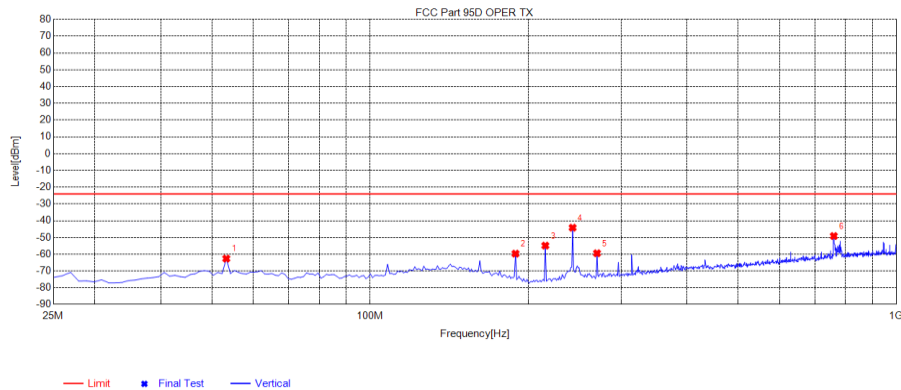
Any report having not been signed by authorized approver, or having been altered without authorization, or having not been stamped by the "Dedicated Testing/Inspection Stamp" is deemed to be invalid. Copying or excerpting portion of, or altering the content of the report is not permitted without the written authorization of AGC. The test results presented in the report apply only to the tested sample. Any objections to report issued by AGC should be submitted to AGC within 15days after the issuance of the test report. Further enquiry of validity or verification of the test report should be addressed to AGC by agc01@agccert.com.

Test Mode:	TX-CH1 by battery DC 9V FM	Polarity:	Horizontal
------------	----------------------------	-----------	------------



NO.	Freq. [MHz]	Reading [dBm]	Level [dBm]	Limit [dBm]	Margin [dB]	Factor [dB]	Angle [°]	Polarity
1	80.575	-89.62	-63.00	-23.00	40.00	26.62	170	Horizontal
2	215.125	-88.06	-59.78	-23.00	36.78	28.28	300	Horizontal
3	242.425	-86.95	-54.92	-23.00	31.92	32.03	160	Horizontal
4	759.175	-92.32	-50.25	-23.00	27.25	42.07	340	Horizontal
5	890.8	-83.59	-40.61	-23.00	17.61	42.98	170	Horizontal
6	949.3	-90.12	-46.11	-23.00	23.11	44.01	290	Horizontal

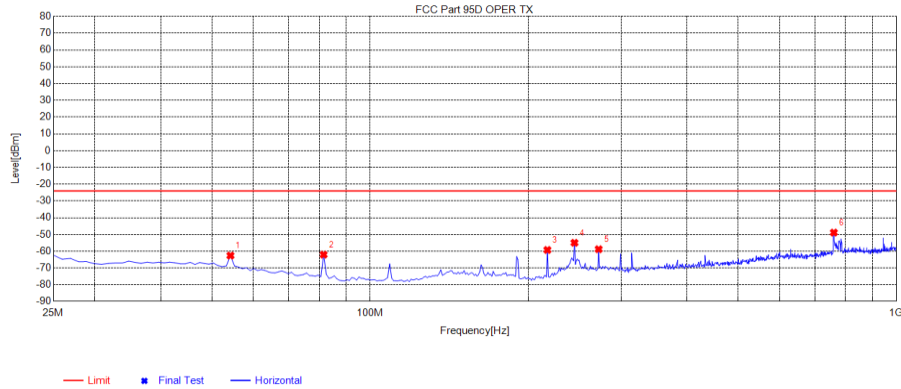
Test Mode:	TX-CH1 by battery DC 9V FM	Polarity:	Vertical
------------	----------------------------	-----------	----------



NO.	Freq. [MHz]	Reading [dBm]	Level [dBm]	Limit [dBm]	Margin [dB]	Factor [dB]	Angle [°]	Polarity
1	53.275	-92.95	-62.63	-23.00	39.63	30.32	300	Vertical
2	188.8	-88.63	-59.67	-23.00	36.67	28.96	170	Vertical
3	215.125	-82.41	-54.86	-23.00	31.86	27.55	10	Vertical
4	242.425	-73.28	-44.18	-23.00	21.18	29.10	170	Vertical
5	269.725	-89.49	-59.43	-23.00	36.43	30.06	170	Vertical
6	760.15	-90.78	-49.17	-23.00	26.17	41.61	290	Vertical

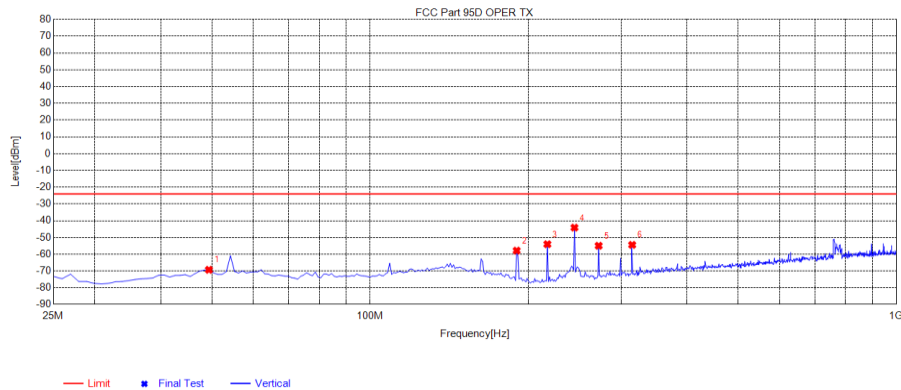
Any report having not been signed by authorized approver, or having been altered without authorization, or having not been stamped by the "Dedicated Testing/Inspection Stamp" is deemed to be invalid. Copying or excerpting portion of, or altering the content of the report is not permitted without the written authorization of AGC. The test results presented in the report apply only to the tested sample. Any objections to report issued by AGC should be submitted to AGC within 15days after the issuance of the test report. Further enquiry of validity or verification of the test report should be addressed to AGC by agc01@agccert.com.

Test Mode:	TX-CH20 by battery DC 9V FM	Polarity:	Horizontal
------------	-----------------------------	-----------	------------



NO.	Freq. [MHz]	Reading [dBm]	Level [dBm]	Limit [dBm]	Margin [dB]	Factor [dB]	Angle [°]	Polarity
1	54.25	-95.05	-62.61	-23.00	39.61	32.44	80	Horizontal
2	81.55	-88.50	-62.05	-23.00	39.05	26.45	300	Horizontal
3	217.075	-87.69	-59.24	-23.00	36.24	28.45	330	Horizontal
4	244.375	-87.04	-54.97	-23.00	31.97	32.07	120	Horizontal
5	271.675	-91.89	-58.82	-23.00	35.82	33.07	120	Horizontal
6	760.15	-90.99	-48.89	-23.00	25.89	42.10	90	Horizontal

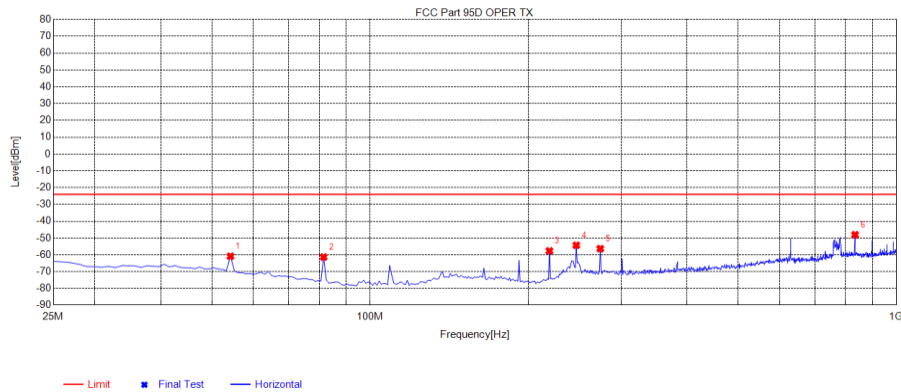
Test Mode:	TX-CH20 by battery DC 9V FM	Polarity:	Vertical
------------	-----------------------------	-----------	----------



NO.	Freq. [MHz]	Reading [dBm]	Level [dBm]	Limit [dBm]	Margin [dB]	Factor [dB]	Angle [°]	Polarity
1	49.375	-99.00	-69.29	-23.00	46.29	29.71	280	Vertical
2	189.775	-86.64	-57.85	-23.00	34.85	28.79	270	Vertical
3	217.075	-81.66	-54.03	-23.00	31.03	27.63	200	Vertical
4	244.375	-73.28	-44.14	-23.00	21.14	29.14	300	Vertical
5	271.675	-85.13	-54.95	-23.00	31.95	30.18	230	Vertical
6	314.575	-85.95	-54.43	-23.00	31.43	31.52	30	Vertical

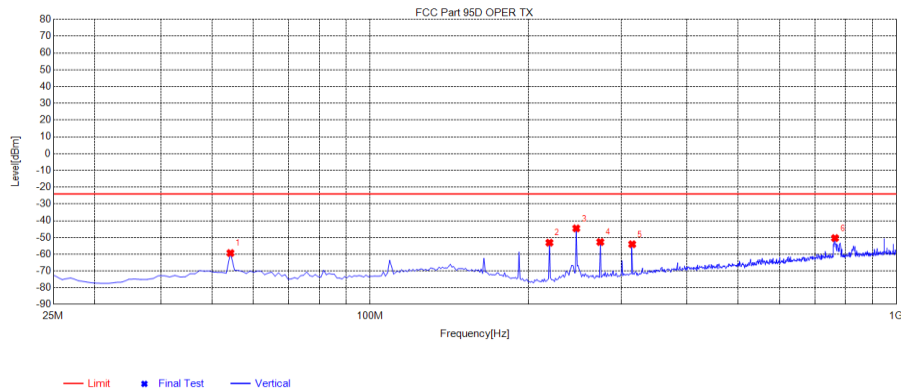
Any report having not been signed by authorized approver, or having been altered without authorization, or having not been stamped by the "Dedicated Testing/Inspection Stamp" is deemed to be invalid. Copying or excerpting portion of, or altering the content of the report is not permitted without the written authorization of AGC. The test results presented in the report apply only to the tested sample. Any objections to report issued by AGC should be submitted to AGC within 15days after the issuance of the test report. Further enquiry of validity or verification of the test report should be addressed to AGC by agc01@agccert.com.

Test Mode:	TX-CH40 by battery DC 9V FM	Polarity:	Horizontal
------------	-----------------------------	-----------	------------



NO.	Freq. [MHz]	Reading [dBm]	Level [dBm]	Limit [dBm]	Margin [dB]	Factor [dB]	Angle [°]	Polarity
1	54.25	-93.30	-60.86	-23.00	37.86	32.44	40	Horizontal
2	81.55	-87.78	-61.33	-23.00	38.33	26.45	180	Horizontal
3	219.025	-86.31	-57.68	-23.00	34.68	28.63	180	Horizontal
4	246.325	-86.46	-54.35	-23.00	31.35	32.11	80	Horizontal
5	273.625	-89.55	-56.37	-23.00	33.37	33.18	250	Horizontal
6	834.25	-91.34	-48.08	-23.00	25.08	43.26	360	Horizontal

Test Mode:	TX-CH40 by battery DC 9V FM	Polarity:	Vertical
------------	-----------------------------	-----------	----------



NO.	Freq. [MHz]	Reading [dBm]	Level [dBm]	Limit [dBm]	Margin [dB]	Factor [dB]	Angle [°]	Polarity
1	54.25	-89.78	-59.30	-23.00	36.30	30.48	340	Vertical
2	219.025	-80.82	-53.12	-23.00	30.12	27.70	280	Vertical
3	246.325	-73.77	-44.60	-23.00	21.60	29.17	280	Vertical
4	273.625	-83.04	-52.73	-23.00	29.73	30.31	70	Vertical
5	314.575	-85.56	-54.04	-23.00	31.04	31.52	340	Vertical
6	764.05	-92.07	-50.38	-23.00	27.38	41.69	310	Vertical

Any report having not been signed by authorized approver, or having been altered without authorization, or having not been stamped by the "Dedicated Testing/Inspection Stamp" is deemed to be invalid. Copying or excerpting portion of, or altering the content of the report is not permitted without the written authorization of AGC. The test results presented in the report apply only to the tested sample. Any objections to report issued by AGC should be submitted to AGC within 15days after the issuance of the test report. Further enquiry of validity or verification of the test report should be addressed to AGC by agc01@agccert.com.

HARMONIC Emission

Test Mode:	TX-CH1 by car charger DC 13.8V AM					Polarity:	Horizontal	
NO.	Freq. [MHz]	Reading [dBm]	Level [dBm]	Limit [dBm]	Margin [dB]	Factor [dB]	Angle [°]	Polarity
1	53.275	-92.63	-59.91	-24.51	35.40	32.72	290	Horizontal
2	80.575	-79.92	-53.30	-24.51	28.79	26.62	350	Horizontal
3	107.875	-86.63	-61.66	-24.51	37.15	24.97	151	Horizontal
4	134.2	-88.88	-60.62	-24.51	36.11	28.26	134	Horizontal
5	269.725	-89.83	-56.87	-24.51	32.36	32.96	75	Horizontal
6	782.575	-91.90	-49.06	-24.51	24.55	42.84	274	Horizontal

Test Mode:	TX-CH1 by car charger DC 13.8V AM					Polarity:	Vertical	
NO.	Freq. [MHz]	Reading [dBm]	Level [dBm]	Limit [dBm]	Margin [dB]	Factor [dB]	Angle [°]	Polarity
1	53.275	-83.40	-53.08	-24.51	28.57	30.32	160	Vertical
2	80.575	-81.63	-53.02	-24.51	28.51	28.61	304	Vertical
3	161.5	-87.34	-54.52	-24.51	30.01	32.82	360	Vertical
4	296.05	-87.03	-56.14	-24.51	31.63	30.89	67	Vertical
5	458.875	-89.61	-53.80	-24.51	29.29	35.81	168	Vertical
6	760.15	-94.23	-52.62	-24.51	28.11	41.61	245	Vertical

Any report having not been signed by authorized approver, or having been altered without authorization, or having not been stamped by the "Dedicated Testing/Inspection Stamp" is deemed to be invalid. Copying or excerpting portion of, or altering the content of the report is not permitted without the written authorization of AGC. The test results presented in the report apply only to the tested sample. Any objections to report issued by AGC should be submitted to AGC within 15days after the issuance of the test report. Further enquiry of validity or verification of the test report should be addressed to AGC by agc01@agccert.com.

Test Mode:	TX-CH20 by car charger DC 13.8V AM				Polarity:		Horizontal	
NO.	Freq. [MHz]	Reading [dBm]	Level [dBm]	Limit [dBm]	Margin [dB]	Factor [dB]	Angle [°]	Polarity
1	54.25	-91.97	-59.53	-24.42	35.12	32.44	282	Horizontal
2	81.55	-79.76	-53.31	-24.42	28.90	26.45	351	Horizontal
3	136.15	-88.08	-59.44	-24.42	35.03	28.64	156	Horizontal
4	271.675	-88.87	-55.80	-24.42	31.39	33.07	71	Horizontal
5	723.1	-93.84	-52.96	-24.42	28.55	40.88	182	Horizontal
6	979.525	-95.21	-50.54	-24.42	26.13	44.67	130	Horizontal

Test Mode:	TX-CH20 by car charger DC 13.8V AM				Polarity:		Vertical	
NO.	Freq. [MHz]	Reading [dBm]	Level [dBm]	Limit [dBm]	Margin [dB]	Factor [dB]	Angle [°]	Polarity
1	54.25	-82.38	-51.90	-24.42	27.49	30.48	287	Vertical
2	81.55	-82.09	-53.52	-24.42	29.11	28.57	304	Vertical
3	162.475	-87.67	-54.97	-24.42	30.56	32.70	360	Vertical
4	271.675	-86.66	-56.48	-24.42	32.07	30.18	93	Vertical
5	760.15	-93.31	-51.70	-24.42	27.29	41.61	203	Vertical
6	979.525	-94.45	-50.33	-24.42	25.92	44.12	245	Vertical

Any report having not been signed by authorized approver, or having been altered without authorization, or having not been stamped by the "Dedicated Testing/Inspection Stamp" is deemed to be invalid. Copying or excerpting portion of, or altering the content of the report is not permitted without the written authorization of AGC. The test results presented in the report apply only to the tested sample. Any objections to report issued by AGC should be submitted to AGC within 15days after the issuance of the test report. Further enquiry of validity or verification of the test report should be addressed to AGC by agc01@agccert.com.

Test Mode:	TX-CH40 by car charger DC 13.8V AM					Polarity:	Horizontal	
NO.	Freq. [MHz]	Reading [dBm]	Level [dBm]	Limit [dBm]	Margin [dB]	Factor [dB]	Angle [°]	Polarity
1	54.25	-91.38	-58.94	-24.43	34.51	32.44	334	Horizontal
2	81.55	-80.77	-54.32	-24.43	29.89	26.45	351	Horizontal
3	108.85	-88.90	-63.88	-24.43	39.45	25.02	148	Horizontal
4	137.125	-88.89	-60.06	-24.43	35.63	28.83	123	Horizontal
5	273.625	-91.14	-57.96	-24.43	33.53	33.18	64	Horizontal
6	960.025	-96.13	-51.89	-24.43	27.46	44.24	132	Horizontal

Test Mode:	TX-CH40 by car charger DC 13.8V AM					Polarity:	Vertical	
NO.	Freq. [MHz]	Reading [dBm]	Level [dBm]	Limit [dBm]	Margin [dB]	Factor [dB]	Angle [°]	Polarity
1	54.25	-82.25	-51.77	-24.43	27.34	30.48	152	Vertical
2	81.55	-87.49	-58.92	-24.43	34.49	28.57	126	Vertical
3	164.425	-88.38	-55.92	-24.43	31.49	32.46	1	Vertical
4	273.625	-85.71	-55.40	-24.43	30.97	30.31	92	Vertical
5	300.925	-89.75	-58.78	-24.43	34.35	30.97	67	Vertical
6	760.15	-93.90	-52.29	-24.43	27.86	41.61	360	Vertical

Any report having not been signed by authorized approver, or having been altered without authorization, or having not been stamped by the "Dedicated Testing/Inspection Stamp" is deemed to be invalid. Copying or excerpting portion of, or altering the content of the report is not permitted without the written authorization of AGC. The test results presented in the report apply only to the tested sample. Any objections to report issued by AGC should be submitted to AGC within 15days after the issuance of the test report. Further enquiry of validity or verification of the test report should be addressed to AGC by agc01@agccert.com.

Test Mode:	TX-CH1 by car charger DC 13.8V FM				Polarity:	Horizontal			
NO.	Freq. [MHz]	Reading [dBm]	Level [dBm]	Limit [dBm]	Margin [dB]	Factor [dB]	Angle [°]	Polarity	
1	53.275	-91.80	-59.08	-24.54	34.54	32.72	317	Horizontal	
2	80.575	-79.63	-53.01	-24.54	28.47	26.62	351	Horizontal	
3	107.875	-86.19	-61.22	-24.54	36.68	24.97	163	Horizontal	
4	134.2	-88.63	-60.37	-24.54	35.83	28.26	146	Horizontal	
5	161.5	-91.25	-61.92	-24.54	37.38	29.33	112	Horizontal	
6	269.725	-84.23	-51.27	-24.54	26.73	32.96	78	Horizontal	

Test Mode:	TX-CH1 by car charger DC 13.8V FM				Polarity:	Vertical			
NO.	Freq. [MHz]	Reading [dBm]	Level [dBm]	Limit [dBm]	Margin [dB]	Factor [dB]	Angle [°]	Polarity	
1	53.275	-82.71	-52.39	-24.54	27.85	30.32	188	Vertical	
2	80.575	-81.85	-53.24	-24.54	28.70	28.61	325	Vertical	
3	107.875	-89.16	-58.41	-24.54	33.87	30.75	145	Vertical	
4	161.5	-87.05	-54.23	-24.54	29.69	32.82	358	Vertical	
5	269.725	-81.82	-51.76	-24.54	27.22	30.06	94	Vertical	
6	458.875	-88.25	-52.44	-24.54	27.90	35.81	205	Vertical	

Any report having not been signed by authorized approver, or having been altered without authorization, or having not been stamped by the “Dedicated Testing/Inspection Stamp” is deemed to be invalid. Copying or excerpting portion of, or altering the content of the report is not permitted without the written authorization of AGC. The test results presented in the report apply only to the tested sample. Any objections to report issued by AGC should be submitted to AGC within 15days after the issuance of the test report. Further enquiry of validity or verification of the test report should be addressed to AGC by agc01@agccert.com.

Test Mode:	TX-CH20 by car charger DC 13.8V FM	Polarity:	Horizontal
------------	------------------------------------	-----------	------------

NO.	Freq. [MHz]	Reading [dBm]	Level [dBm]	Limit [dBm]	Margin [dB]	Factor [dB]	Angle [°]	Polarity
1	54.25	-91.71	-59.27	-24.70	34.57	32.44	291	Horizontal
2	81.55	-79.35	-52.90	-24.70	28.20	26.45	351	Horizontal
3	108.85	-87.06	-62.04	-24.70	37.34	25.02	159	Horizontal
4	136.15	-88.67	-60.03	-24.70	35.33	28.64	141	Horizontal
5	271.675	-84.03	-50.96	-24.70	26.26	33.07	74	Horizontal
6	760.15	-92.04	-49.94	-24.70	25.24	42.10	266	Horizontal

Test Mode:	TX-CH20 by car charger DC 13.8V FM	Polarity:	Vertical
------------	------------------------------------	-----------	----------

NO.	Freq. [MHz]	Reading [dBm]	Level [dBm]	Limit [dBm]	Margin [dB]	Factor [dB]	Angle [°]	Polarity
1	54.25	-82.25	-51.77	-24.70	27.07	30.48	286	Vertical
2	81.55	-81.64	-53.07	-24.70	28.37	28.57	312	Vertical
3	162.475	-87.28	-54.58	-24.70	29.88	32.70	9	Vertical
4	271.675	-80.79	-50.61	-24.70	25.91	30.18	92	Vertical
5	314.575	-84.47	-52.95	-24.70	28.25	31.52	320	Vertical
6	630.475	-82.94	-43.69	-24.70	18.99	39.25	360	Vertical

Any report having not been signed by authorized approver, or having been altered without authorization, or having not been stamped by the "Dedicated Testing/Inspection Stamp" is deemed to be invalid. Copying or excerpting portion of, or altering the content of the report is not permitted without the written authorization of AGC. The test results presented in the report apply only to the tested sample. Any objections to report issued by AGC should be submitted to AGC within 15days after the issuance of the test report. Further enquiry of validity or verification of the test report should be addressed to AGC by agc01@agccert.com.

Test Mode:	TX-CH40 by car charger DC 13.8V FM					Polarity:	Horizontal	
NO.	Freq. [MHz]	Reading [dBm]	Level [dBm]	Limit [dBm]	Margin [dB]	Factor [dB]	Angle [°]	Polarity
1	54.25	-90.79	-58.35	-24.57	33.78	32.44	301	Horizontal
2	81.55	-78.99	-52.54	-24.57	27.97	26.45	359	Horizontal
3	137.125	-88.32	-59.49	-24.57	34.92	28.83	158	Horizontal
4	273.625	-86.61	-53.43	-24.57	28.86	33.18	73	Horizontal
5	314.575	-83.66	-51.34	-24.57	26.77	32.32	48	Horizontal
6	960.025	-94.95	-50.71	-24.57	26.14	44.24	141	Horizontal

Test Mode:	TX-CH40 by car charger DC 13.8V FM					Polarity:	Vertical	
NO.	Freq. [MHz]	Reading [dBm]	Level [dBm]	Limit [dBm]	Margin [dB]	Factor [dB]	Angle [°]	Polarity
1	54.25	-81.44	-50.96	-24.57	26.39	30.48	312	Vertical
2	81.55	-82.01	-53.44	-24.57	28.87	28.57	312	Vertical
3	137.125	-93.13	-58.93	-24.57	34.36	34.20	135	Vertical
4	164.425	-87.29	-54.83	-24.57	30.26	32.46	360	Vertical
5	273.625	-82.35	-52.04	-24.57	27.47	30.31	93	Vertical
6	960.025	-95.71	-51.79	-24.57	27.22	43.92	110	Vertical

Any report having not been signed by authorized approver, or having been altered without authorization, or having not been stamped by the "Dedicated Testing/Inspection Stamp" is deemed to be invalid. Copying or excerpting portion of, or altering the content of the report is not permitted without the written authorization of AGC. The test results presented in the report apply only to the tested sample. Any objections to report issued by AGC should be submitted to AGC within 15days after the issuance of the test report. Further enquiry of validity or verification of the test report should be addressed to AGC by agc01@agccert.com.

Test Mode:	TX-CH1 by battery DC 11.1V AM				Polarity:	Horizontal			
NO.	Freq. [MHz]	Reading [dBm]	Level [dBm]	Limit [dBm]	Margin [dB]	Factor [dB]	Angle [°]	Polarity	
1	53.275	-95.06	-62.34	-25.33	37.01	32.72	90	Horizontal	
2	80.575	-89.64	-63.02	-25.33	37.69	26.62	60	Horizontal	
3	215.125	-86.62	-58.34	-25.33	33.01	28.28	240	Horizontal	
4	242.425	-84.68	-52.65	-25.33	27.32	32.03	340	Horizontal	
5	296.05	-87.01	-54.74	-25.33	29.41	32.27	240	Horizontal	
6	971.725	-96.01	-51.51	-25.33	26.18	44.50	70	Horizontal	

Test Mode:	TX-CH1 by battery DC 11.1V AM				Polarity:	Vertical			
NO.	Freq. [MHz]	Reading [dBm]	Level [dBm]	Limit [dBm]	Margin [dB]	Factor [dB]	Angle [°]	Polarity	
1	53.275	-88.92	-58.60	-25.33	33.27	30.32	340	Vertical	
2	188.8	-86.19	-57.23	-25.33	31.90	28.96	70	Vertical	
3	215.125	-78.89	-51.34	-25.33	26.01	27.55	70	Vertical	
4	242.425	-71.58	-42.48	-25.33	17.15	29.10	240	Vertical	
5	269.725	-87.26	-57.20	-25.33	31.87	30.06	190	Vertical	
6	296.05	-86.32	-55.43	-25.33	30.10	30.89	140	Vertical	

Any report having not been signed by authorized approver, or having been altered without authorization, or having not been stamped by the “Dedicated Testing/Inspection Stamp” is deemed to be invalid. Copying or excerpting portion of, or altering the content of the report is not permitted without the written authorization of AGC. The test results presented in the report apply only to the tested sample. Any objections to report issued by AGC should be submitted to AGC within 15days after the issuance of the test report. Further enquiry of validity or verification of the test report should be addressed to AGC by agc01@agccert.com.

Test Mode:	TX-CH20 by battery DC 11.1V AM				Polarity:	Horizontal			
NO.	Freq. [MHz]	Reading [dBm]	Level [dBm]	Limit [dBm]	Margin [dB]	Factor [dB]	Angle [°]	Polarity	
1	54.25	-91.45	-59.01	-25.37	33.64	32.44	110	Horizontal	
2	217.075	-85.64	-57.19	-25.37	31.82	28.45	80	Horizontal	
3	244.375	-86.30	-54.23	-25.37	28.86	32.07	280	Horizontal	
4	271.675	-92.14	-59.07	-25.37	33.70	33.07	100	Horizontal	
5	298.975	-86.19	-54.15	-25.37	28.78	32.04	240	Horizontal	
6	760.15	-95.13	-53.03	-25.37	27.66	42.10	300	Horizontal	

Test Mode:	TX-CH20 by battery DC 11.1V AM				Polarity:	Vertical			
NO.	Freq. [MHz]	Reading [dBm]	Level [dBm]	Limit [dBm]	Margin [dB]	Factor [dB]	Angle [°]	Polarity	
1	54.25	-87.07	-56.59	-25.37	31.22	30.48	160	Vertical	
2	189.775	-84.82	-56.03	-25.37	30.66	28.79	240	Vertical	
3	217.075	-78.12	-50.49	-25.37	25.12	27.63	220	Vertical	
4	244.375	-72.55	-43.41	-25.37	18.04	29.14	100	Vertical	
5	271.675	-85.41	-55.23	-25.37	29.86	30.18	310	Vertical	
6	298.975	-85.72	-54.80	-25.37	29.43	30.92	280	Vertical	

Any report having not been signed by authorized approver, or having been altered without authorization, or having not been stamped by the “Dedicated Testing/Inspection Stamp” is deemed to be invalid. Copying or excerpting portion of, or altering the content of the report is not permitted without the written authorization of AGC. The test results presented in the report apply only to the tested sample. Any objections to report issued by AGC should be submitted to AGC within 15days after the issuance of the test report. Further enquiry of validity or verification of the test report should be addressed to AGC by agc01@agccert.com.

Test Mode:	TX-CH40 by battery DC 11.1V AM					Polarity:	Horizontal	
NO.	Freq. [MHz]	Reading [dBm]	Level [dBm]	Limit [dBm]	Margin [dB]	Factor [dB]	Angle [°]	Polarity
1	54.25	-89.17	-56.73	-25.50	31.23	32.44	90	Horizontal
2	81.55	-88.09	-61.64	-25.50	36.14	26.45	130	Horizontal
3	219.025	-84.90	-56.27	-25.50	30.77	28.63	140	Horizontal
4	246.325	-86.67	-54.56	-25.50	29.06	32.11	70	Horizontal
5	300.925	-87.21	-55.23	-25.50	29.73	31.98	300	Horizontal
6	759.175	-93.27	-51.20	-25.50	25.70	42.07	40	Horizontal

Test Mode:	TX-CH40 by battery DC 11.1V AM					Polarity:	Vertical	
NO.	Freq. [MHz]	Reading [dBm]	Level [dBm]	Limit [dBm]	Margin [dB]	Factor [dB]	Angle [°]	Polarity
1	54.25	-86.38	-55.90	-25.50	30.40	30.48	280	Vertical
2	219.025	-77.55	-49.85	-25.50	24.35	27.70	100	Vertical
3	246.325	-74.37	-45.20	-25.50	19.70	29.17	50	Vertical
4	273.625	-86.34	-56.03	-25.50	30.53	30.31	170	Vertical
5	300.925	-86.58	-55.61	-25.50	30.11	30.97	30	Vertical
6	828.4	-89.42	-46.78	-25.50	21.28	42.64	140	Vertical

Any report having not been signed by authorized approver, or having been altered without authorization, or having not been stamped by the "Dedicated Testing/Inspection Stamp" is deemed to be invalid. Copying or excerpting portion of, or altering the content of the report is not permitted without the written authorization of AGC. The test results presented in the report apply only to the tested sample. Any objections to report issued by AGC should be submitted to AGC within 15days after the issuance of the test report. Further enquiry of validity or verification of the test report should be addressed to AGC by agc01@agccert.com.

Test Mode:	TX-CH1 by battery DC 11.1V FM				Polarity:	Horizontal			
NO.	Freq. [MHz]	Reading [dBm]	Level [dBm]	Limit [dBm]	Margin [dB]	Factor [dB]	Angle [°]	Polarity	
1	53.275	-90.44	-57.72	-25.61	32.11	32.72	105	Horizontal	
2	80.575	-85.86	-59.24	-25.61	33.63	26.62	123	Horizontal	
3	107.875	-84.40	-59.43	-25.61	33.82	24.97	202	Horizontal	
4	242.425	-83.81	-51.78	-25.61	26.17	32.03	10	Horizontal	
5	296.05	-85.66	-53.39	-25.61	27.78	32.27	36	Horizontal	
6	971.725	-91.16	-46.66	-25.61	21.05	44.50	193	Horizontal	

Test Mode:	TX-CH1 by battery DC 11.1V FM				Polarity:	Vertical			
NO.	Freq. [MHz]	Reading [dBm]	Level [dBm]	Limit [dBm]	Margin [dB]	Factor [dB]	Angle [°]	Polarity	
1	53.275	-87.08	-56.76	-25.61	31.15	30.32	300	Vertical	
2	188.8	-84.69	-55.73	-25.61	30.12	28.96	214	Vertical	
3	215.125	-78.03	-50.48	-25.61	24.87	27.55	308	Vertical	
4	242.425	-70.51	-41.41	-25.61	15.80	29.10	282	Vertical	
5	296.05	-85.23	-54.34	-25.61	28.73	30.89	359	Vertical	
6	971.725	-88.22	-44.18	-25.61	18.57	44.04	206	Vertical	

Any report having not been signed by authorized approver, or having been altered without authorization, or having not been stamped by the "Dedicated Testing/Inspection Stamp" is deemed to be invalid. Copying or excerpting portion of, or altering the content of the report is not permitted without the written authorization of AGC. The test results presented in the report apply only to the tested sample. Any objections to report issued by AGC should be submitted to AGC within 15days after the issuance of the test report. Further enquiry of validity or verification of the test report should be addressed to AGC by agc01@agccert.com.

Test Mode:	TX-CH20 by battery DC 11.1V FM	Polarity:	Horizontal
------------	--------------------------------	-----------	------------

NO.	Freq. [MHz]	Reading [dBm]	Level [dBm]	Limit [dBm]	Margin [dB]	Factor [dB]	Angle [°]	Polarity
1	54.25	-86.78	-54.34	-25.57	28.77	32.44	85	Horizontal
2	81.55	-84.14	-57.69	-25.57	32.12	26.45	144	Horizontal
3	108.85	-83.01	-57.99	-25.57	32.42	25.02	161	Horizontal
4	244.375	-85.35	-53.28	-25.57	27.71	32.07	9	Horizontal
5	298.975	-83.90	-51.86	-25.57	26.29	32.04	203	Horizontal
6	979.525	-93.06	-48.39	-25.57	22.82	44.67	194	Horizontal

Test Mode:	TX-CH20 by battery DC 11.1V FM	Polarity:	Vertical
------------	--------------------------------	-----------	----------

NO.	Freq. [MHz]	Reading [dBm]	Level [dBm]	Limit [dBm]	Margin [dB]	Factor [dB]	Angle [°]	Polarity
1	54.25	-84.32	-53.84	-25.57	28.27	30.48	152	Vertical
2	189.775	-82.59	-53.80	-25.57	28.23	28.79	194	Vertical
3	217.075	-77.33	-49.70	-25.57	24.13	27.63	320	Vertical
4	244.375	-71.58	-42.44	-25.57	16.87	29.14	303	Vertical
5	271.675	-85.23	-55.05	-25.57	29.48	30.18	303	Vertical
6	298.975	-85.24	-54.32	-25.57	28.75	30.92	25	Vertical

Any report having not been signed by authorized approver, or having been altered without authorization, or having not been stamped by the "Dedicated Testing/Inspection Stamp" is deemed to be invalid. Copying or excerpting portion of, or altering the content of the report is not permitted without the written authorization of AGC. The test results presented in the report apply only to the tested sample. Any objections to report issued by AGC should be submitted to AGC within 15days after the issuance of the test report. Further enquiry of validity or verification of the test report should be addressed to AGC by agc01@agccert.com.

Test Mode:	TX-CH40 by battery DC 11.1V FM					Polarity:	Horizontal	
NO.	Freq. [MHz]	Reading [dBm]	Level [dBm]	Limit [dBm]	Margin [dB]	Factor [dB]	Angle [°]	Polarity
1	54.25	-89.27	-56.83	-25.67	31.16	32.44	40	Horizontal
2	81.55	-87.79	-61.34	-25.67	35.67	26.45	130	Horizontal
3	108.85	-87.97	-62.95	-25.67	37.28	25.02	40	Horizontal
4	219.025	-83.87	-55.24	-25.67	29.57	28.63	150	Horizontal
5	246.325	-85.99	-53.88	-25.67	28.21	32.11	210	Horizontal
6	300.925	-88.14	-56.16	-25.67	30.49	31.98	240	Horizontal

Test Mode:	TX-CH40 by battery DC 11.1V FM					Polarity:	Vertical	
NO.	Freq. [MHz]	Reading [dBm]	Level [dBm]	Limit [dBm]	Margin [dB]	Factor [dB]	Angle [°]	Polarity
1	54.25	-86.39	-55.91	-25.67	30.24	30.48	280	Vertical
2	191.725	-84.13	-55.69	-25.67	30.02	28.44	300	Vertical
3	219.025	-76.62	-48.92	-25.67	23.25	27.70	200	Vertical
4	246.325	-73.22	-44.05	-25.67	18.38	29.17	330	Vertical
5	273.625	-84.90	-54.59	-25.67	28.92	30.31	200	Vertical
6	831.325	-86.41	-43.75	-25.67	18.08	42.66	210	Vertical

Any report having not been signed by authorized approver, or having been altered without authorization, or having not been stamped by the "Dedicated Testing/Inspection Stamp" is deemed to be invalid. Copying or excerpting portion of, or altering the content of the report is not permitted without the written authorization of AGC. The test results presented in the report apply only to the tested sample. Any objections to report issued by AGC should be submitted to AGC within 15days after the issuance of the test report. Further enquiry of validity or verification of the test report should be addressed to AGC by agc01@agccert.com.

Test Mode:	TX-CH1 by battery DC 9.6V AM				Polarity:	Horizontal			
NO.	Freq. [MHz]	Reading [dBm]	Level [dBm]	Limit [dBm]	Margin [dB]	Factor [dB]	Angle [°]	Polarity	
1	53.275	-96.17	-63.45	-26.42	37.03	32.72	20	Horizontal	
2	80.575	-89.89	-63.27	-26.42	36.85	26.62	190	Horizontal	
3	215.125	-90.13	-61.85	-26.42	35.43	28.28	200	Horizontal	
4	242.425	-90.43	-58.40	-26.42	31.98	32.03	270	Horizontal	
5	759.175	-90.41	-48.34	-26.42	21.92	42.07	70	Horizontal	
6	945.4	-93.99	-50.06	-26.42	23.64	43.93	320	Horizontal	

Test Mode:	TX-CH1 by battery DC 9.6V AM				Polarity:	Vertical			
NO.	Freq. [MHz]	Reading [dBm]	Level [dBm]	Limit [dBm]	Margin [dB]	Factor [dB]	Angle [°]	Polarity	
1	53.275	-95.40	-65.08	-26.42	38.66	30.32	290	Vertical	
2	188.8	-90.46	-61.50	-26.42	35.08	28.96	10	Vertical	
3	215.125	-83.40	-55.85	-26.42	29.43	27.55	180	Vertical	
4	242.425	-77.22	-48.12	-26.42	21.70	29.10	10	Vertical	
5	314.575	-83.41	-51.89	-26.42	25.47	31.52	280	Vertical	
6	761.125	-91.16	-49.53	-26.42	23.11	41.63	190	Vertical	

Any report having not been signed by authorized approver, or having been altered without authorization, or having not been stamped by the “Dedicated Testing/Inspection Stamp” is deemed to be invalid. Copying or excerpting portion of, or altering the content of the report is not permitted without the written authorization of AGC. The test results presented in the report apply only to the tested sample. Any objections to report issued by AGC should be submitted to AGC within 15days after the issuance of the test report. Further enquiry of validity or verification of the test report should be addressed to AGC by agc01@agccert.com.

Test Mode:	TX-CH20 by battery DC 9.6V AM				Polarity:	Horizontal			
NO.	Freq. [MHz]	Reading [dBm]	Level [dBm]	Limit [dBm]	Margin [dB]	Factor [dB]	Angle [°]	Polarity	
1	81.55	-90.24	-63.79	-26.61	37.18	26.45	290	Horizontal	
2	217.075	-90.80	-62.35	-26.61	35.74	28.45	310	Horizontal	
3	244.375	-89.30	-57.23	-26.61	30.62	32.07	120	Horizontal	
4	314.575	-88.42	-56.10	-26.61	29.49	32.32	30	Horizontal	
5	630.475	-92.05	-52.12	-26.61	25.51	39.93	30	Horizontal	
6	762.1	-90.83	-48.66	-26.61	22.05	42.17	80	Horizontal	

Test Mode:	TX-CH20 by battery DC 9.6V AM				Polarity:	Vertical			
NO.	Freq. [MHz]	Reading [dBm]	Level [dBm]	Limit [dBm]	Margin [dB]	Factor [dB]	Angle [°]	Polarity	
1	54.25	-92.79	-62.31	-26.61	35.70	30.48	30	Vertical	
2	217.075	-84.54	-56.91	-26.61	30.30	27.63	140	Vertical	
3	244.375	-75.90	-46.76	-26.61	20.15	29.14	90	Vertical	
4	271.675	-88.55	-58.37	-26.61	31.76	30.18	40	Vertical	
5	314.575	-87.11	-55.59	-26.61	28.98	31.52	50	Vertical	
6	760.15	-90.80	-49.19	-26.61	22.58	41.61	240	Vertical	

Any report having not been signed by authorized approver, or having been altered without authorization, or having not been stamped by the “Dedicated Testing/Inspection Stamp” is deemed to be invalid. Copying or excerpting portion of, or altering the content of the report is not permitted without the written authorization of AGC. The test results presented in the report apply only to the tested sample. Any objections to report issued by AGC should be submitted to AGC within 15days after the issuance of the test report. Further enquiry of validity or verification of the test report should be addressed to AGC by agc01@agccert.com.

Test Mode:	TX-CH40 by battery DC 9.6V AM				Polarity:	Horizontal		
NO.	Freq. [MHz]	Reading [dBm]	Level [dBm]	Limit [dBm]	Margin [dB]	Factor [dB]	Angle [°]	Polarity
1	54.25	-92.85	-60.41	-26.83	33.58	32.44	90	Horizontal
2	81.55	-91.10	-64.65	-26.83	37.82	26.45	110	Horizontal
3	246.325	-94.93	-62.82	-26.83	35.99	32.11	360	Horizontal
4	273.625	-91.31	-58.13	-26.83	31.30	33.18	50	Horizontal
5	314.575	-89.58	-57.26	-26.83	30.43	32.32	310	Horizontal
6	760.15	-91.48	-49.38	-26.83	22.55	42.10	330	Horizontal

Test Mode:	TX-CH40 by battery DC 9.6V AM				Polarity:	Vertical		
NO.	Freq. [MHz]	Reading [dBm]	Level [dBm]	Limit [dBm]	Margin [dB]	Factor [dB]	Angle [°]	Polarity
1	54.25	-88.58	-58.10	-26.83	31.27	30.48	130	Vertical
2	219.025	-88.97	-61.27	-26.83	34.44	27.70	310	Vertical
3	246.325	-80.47	-51.30	-26.83	24.47	29.17	290	Vertical
4	273.625	-85.20	-54.89	-26.83	28.06	30.31	20	Vertical
5	314.575	-88.75	-57.23	-26.83	30.40	31.52	250	Vertical
6	761.125	-91.77	-50.14	-26.83	23.31	41.63	50	Vertical

Any report having not been signed by authorized approver, or having been altered without authorization, or having not been stamped by the "Dedicated Testing/Inspection Stamp" is deemed to be invalid. Copying or excerpting portion of, or altering the content of the report is not permitted without the written authorization of AGC. The test results presented in the report apply only to the tested sample. Any objections to report issued by AGC should be submitted to AGC within 15days after the issuance of the test report. Further enquiry of validity or verification of the test report should be addressed to AGC by agc01@agccert.com.

Test Mode:	TX-CH1 by battery DC 9.6V FM	Polarity:	Horizontal
------------	------------------------------	-----------	------------

NO.	Freq. [MHz]	Reading [dBm]	Level [dBm]	Limit [dBm]	Margin [dB]	Factor [dB]	Angle [°]	Polarity
1	80.575	-89.40	-62.78	-26.88	35.90	26.62	180	Horizontal
2	215.125	-88.82	-60.54	-26.88	33.66	28.28	250	Horizontal
3	242.425	-87.64	-55.61	-26.88	28.73	32.03	300	Horizontal
4	269.725	-93.81	-60.85	-26.88	33.97	32.96	170	Horizontal
5	761.125	-92.54	-50.40	-26.88	23.52	42.14	70	Horizontal
6	899.575	-85.75	-42.81	-26.88	15.93	42.94	350	Horizontal

Test Mode:	TX-CH1 by battery DC 9.6V FM	Polarity:	Vertical
------------	------------------------------	-----------	----------

NO.	Freq. [MHz]	Reading [dBm]	Level [dBm]	Limit [dBm]	Margin [dB]	Factor [dB]	Angle [°]	Polarity
1	53.275	-94.21	-63.89	-26.88	37.01	30.32	10	Vertical
2	188.8	-88.18	-59.22	-26.88	32.34	28.96	330	Vertical
3	215.125	-81.34	-53.79	-26.88	26.91	27.55	180	Vertical
4	242.425	-74.32	-45.22	-26.88	18.34	29.10	0	Vertical
5	269.725	-85.68	-55.62	-26.88	28.74	30.06	60	Vertical
6	762.1	-92.61	-50.96	-26.88	24.08	41.65	210	Vertical

Any report having not been signed by authorized approver, or having been altered without authorization, or having not been stamped by the "Dedicated Testing/Inspection Stamp" is deemed to be invalid. Copying or excerpting portion of, or altering the content of the report is not permitted without the written authorization of AGC. The test results presented in the report apply only to the tested sample. Any objections to report issued by AGC should be submitted to AGC within 15days after the issuance of the test report. Further enquiry of validity or verification of the test report should be addressed to AGC by agc01@agccert.com.

Test Mode:	TX-CH20 by battery DC 9.6V FM				Polarity:	Horizontal			
NO.	Freq. [MHz]	Reading [dBm]	Level [dBm]	Limit [dBm]	Margin [dB]	Factor [dB]	Angle [°]	Polarity	
1	81.55	-89.09	-62.64	-26.80	35.84	26.45	350	Horizontal	
2	217.075	-89.12	-60.67	-26.80	33.87	28.45	60	Horizontal	
3	244.375	-88.12	-56.05	-26.80	29.25	32.07	200	Horizontal	
4	314.575	-83.52	-51.20	-26.80	24.40	32.32	190	Horizontal	
5	630.475	-93.00	-53.07	-26.80	26.27	39.93	240	Horizontal	
6	761.125	-91.07	-48.93	-26.80	22.13	42.14	260	Horizontal	

Test Mode:	TX-CH20 by battery DC 9.6V FM				Polarity:	Vertical			
NO.	Freq. [MHz]	Reading [dBm]	Level [dBm]	Limit [dBm]	Margin [dB]	Factor [dB]	Angle [°]	Polarity	
1	54.25	-92.28	-61.80	-26.80	35.00	30.48	190	Vertical	
2	189.775	-87.43	-58.64	-26.80	31.84	28.79	270	Vertical	
3	217.075	-81.02	-53.39	-26.80	26.59	27.63	60	Vertical	
4	244.375	-73.86	-44.72	-26.80	17.92	29.14	320	Vertical	
5	271.675	-84.57	-54.39	-26.80	27.59	30.18	290	Vertical	
6	760.15	-91.04	-49.43	-26.80	22.63	41.61	160	Vertical	

Any report having not been signed by authorized approver, or having been altered without authorization, or having not been stamped by the "Dedicated Testing/Inspection Stamp" is deemed to be invalid. Copying or excerpting portion of, or altering the content of the report is not permitted without the written authorization of AGC. The test results presented in the report apply only to the tested sample. Any objections to report issued by AGC should be submitted to AGC within 15days after the issuance of the test report. Further enquiry of validity or verification of the test report should be addressed to AGC by agc01@agccert.com.

Test Mode:	TX-CH40 by battery DC 9.6V FM				Polarity:	Horizontal		
NO.	Freq. [MHz]	Reading [dBm]	Level [dBm]	Limit [dBm]	Margin [dB]	Factor [dB]	Angle [°]	Polarity
1	54.25	-96.71	-64.27	-27.03	37.24	32.44	230	Horizontal
2	81.55	-88.68	-62.23	-27.03	35.20	26.45	40	Horizontal
3	219.025	-88.53	-59.90	-27.03	32.87	28.63	220	Horizontal
4	246.325	-87.66	-55.55	-27.03	28.52	32.11	340	Horizontal
5	273.625	-90.48	-57.30	-27.03	30.27	33.18	290	Horizontal
6	760.15	-88.80	-46.70	-27.03	19.67	42.10	150	Horizontal

Test Mode:	TX-CH40 by battery DC 9.6V FM				Polarity:	Vertical		
NO.	Freq. [MHz]	Reading [dBm]	Level [dBm]	Limit [dBm]	Margin [dB]	Factor [dB]	Angle [°]	Polarity
1	54.25	-91.02	-60.54	-27.03	33.51	30.48	320	Vertical
2	191.725	-88.03	-59.59	-27.03	32.56	28.44	100	Vertical
3	219.025	-80.29	-52.59	-27.03	25.56	27.70	330	Vertical
4	246.325	-74.73	-45.56	-27.03	18.53	29.17	140	Vertical
5	273.625	-84.53	-54.22	-27.03	27.19	30.31	240	Vertical
6	760.15	-90.19	-48.58	-27.03	21.55	41.61	170	Vertical

Any report having not been signed by authorized approver, or having been altered without authorization, or having not been stamped by the "Dedicated Testing/Inspection Stamp" is deemed to be invalid. Copying or excerpting portion of, or altering the content of the report is not permitted without the written authorization of AGC. The test results presented in the report apply only to the tested sample. Any objections to report issued by AGC should be submitted to AGC within 15days after the issuance of the test report. Further enquiry of validity or verification of the test report should be addressed to AGC by agc01@agccert.com.

Test Mode:	TX-CH1 by battery DC 9V AM				Polarity:	Horizontal			
NO.	Freq. [MHz]	Reading [dBm]	Level [dBm]	Limit [dBm]	Margin [dB]	Factor [dB]	Angle [°]	Polarity	
1	80.575	-90.05	-63.43	-27.88	35.55	26.62	320	Horizontal	
2	215.125	-87.98	-59.70	-27.88	31.82	28.28	200	Horizontal	
3	242.425	-86.73	-54.70	-27.88	26.82	32.03	270	Horizontal	
4	630.475	-89.01	-49.08	-27.88	21.20	39.93	100	Horizontal	
5	764.05	-91.85	-49.62	-27.88	21.74	42.23	210	Horizontal	
6	826.45	-80.77	-37.48	-27.88	9.60	43.29	110	Horizontal	

Test Mode:	TX-CH1 by battery DC 9V AM				Polarity:	Vertical			
NO.	Freq. [MHz]	Reading [dBm]	Level [dBm]	Limit [dBm]	Margin [dB]	Factor [dB]	Angle [°]	Polarity	
1	188.8	-89.17	-60.21	-27.88	32.33	28.96	310	Vertical	
2	215.125	-83.56	-56.01	-27.88	28.13	27.55	0	Vertical	
3	242.425	-74.27	-45.17	-27.88	17.29	29.10	190	Vertical	
4	269.725	-88.29	-58.23	-27.88	30.35	30.06	140	Vertical	
5	764.05	-93.15	-51.46	-27.88	23.58	41.69	310	Vertical	
6	897.625	-93.02	-49.73	-27.88	21.85	43.29	340	Vertical	

Any report having not been signed by authorized approver, or having been altered without authorization, or having not been stamped by the “Dedicated Testing/Inspection Stamp” is deemed to be invalid. Copying or excerpting portion of, or altering the content of the report is not permitted without the written authorization of AGC. The test results presented in the report apply only to the tested sample. Any objections to report issued by AGC should be submitted to AGC within 15days after the issuance of the test report. Further enquiry of validity or verification of the test report should be addressed to AGC by agc01@agccert.com.

Test Mode:	TX-CH20 by battery DC 9V AM				Polarity:	Horizontal			
NO.	Freq. [MHz]	Reading [dBm]	Level [dBm]	Limit [dBm]	Margin [dB]	Factor [dB]	Angle [°]	Polarity	
1	81.55	-89.75	-63.30	-27.59	35.71	26.45	340	Horizontal	
2	217.075	-87.44	-58.99	-27.59	31.40	28.45	130	Horizontal	
3	244.375	-87.30	-55.23	-27.59	27.64	32.07	50	Horizontal	
4	271.675	-92.22	-59.15	-27.59	31.56	33.07	290	Horizontal	
5	760.15	-89.26	-47.16	-27.59	19.57	42.10	120	Horizontal	
6	897.625	-93.22	-50.27	-27.59	22.68	42.95	90	Horizontal	

Test Mode:	TX-CH20 by battery DC 9V AM				Polarity:	Vertical			
NO.	Freq. [MHz]	Reading [dBm]	Level [dBm]	Limit [dBm]	Margin [dB]	Factor [dB]	Angle [°]	Polarity	
1	54.25	-91.05	-60.57	-27.59	32.98	30.48	20	Vertical	
2	189.775	-88.16	-59.37	-27.59	31.78	28.79	150	Vertical	
3	217.075	-82.31	-54.68	-27.59	27.09	27.63	190	Vertical	
4	244.375	-74.03	-44.89	-27.59	17.30	29.14	100	Vertical	
5	271.675	-85.72	-55.54	-27.59	27.95	30.18	260	Vertical	
6	761.125	-92.55	-50.92	-27.59	23.33	41.63	10	Vertical	

Any report having not been signed by authorized approver, or having been altered without authorization, or having not been stamped by the "Dedicated Testing/Inspection Stamp" is deemed to be invalid. Copying or excerpting portion of, or altering the content of the report is not permitted without the written authorization of AGC. The test results presented in the report apply only to the tested sample. Any objections to report issued by AGC should be submitted to AGC within 15days after the issuance of the test report. Further enquiry of validity or verification of the test report should be addressed to AGC by agc01@agccert.com.

Test Mode:	TX-CH40 by battery DC 9V AM	Polarity:	Horizontal
------------	-----------------------------	-----------	------------

NO.	Freq. [MHz]	Reading [dBm]	Level [dBm]	Limit [dBm]	Margin [dB]	Factor [dB]	Angle [°]	Polarity
1	54.25	-94.06	-61.62	-27.47	34.15	32.44	200	Horizontal
2	81.55	-88.38	-61.93	-27.47	34.46	26.45	90	Horizontal
3	219.025	-87.48	-58.85	-27.47	31.38	28.63	150	Horizontal
4	246.325	-87.71	-55.60	-27.47	28.13	32.11	170	Horizontal
5	273.625	-90.29	-57.11	-27.47	29.64	33.18	220	Horizontal
6	761.125	-87.87	-45.73	-27.47	18.26	42.14	120	Horizontal

Test Mode:	TX-CH40 by battery DC 9V AM	Polarity:	Vertical
------------	-----------------------------	-----------	----------

NO.	Freq. [MHz]	Reading [dBm]	Level [dBm]	Limit [dBm]	Margin [dB]	Factor [dB]	Angle [°]	Polarity
1	54.25	-90.67	-60.19	-27.47	32.72	30.48	130	Vertical
2	219.025	-81.04	-53.34	-27.47	25.87	27.70	230	Vertical
3	246.325	-74.35	-45.18	-27.47	17.71	29.17	70	Vertical
4	273.625	-84.10	-53.79	-27.47	26.32	30.31	120	Vertical
5	630.475	-88.97	-49.72	-27.47	22.25	39.25	330	Vertical
6	760.15	-92.03	-50.42	-27.47	22.95	41.61	240	Vertical

Any report having not been signed by authorized approver, or having been altered without authorization, or having not been stamped by the "Dedicated Testing/Inspection Stamp" is deemed to be invalid. Copying or excerpting portion of, or altering the content of the report is not permitted without the written authorization of AGC. The test results presented in the report apply only to the tested sample. Any objections to report issued by AGC should be submitted to AGC within 15days after the issuance of the test report. Further enquiry of validity or verification of the test report should be addressed to AGC by agc01@agccert.com.

Test Mode:	TX-CH1 by battery DC 9V FM				Polarity:	Horizontal			
NO.	Freq. [MHz]	Reading [dBm]	Level [dBm]	Limit [dBm]	Margin [dB]	Factor [dB]	Angle [°]	Polarity	
1	80.575	-89.62	-63.00	-27.86	35.14	26.62	170	Horizontal	
2	215.125	-88.06	-59.78	-27.86	31.92	28.28	300	Horizontal	
3	242.425	-86.95	-54.92	-27.86	27.06	32.03	160	Horizontal	
4	759.175	-92.32	-50.25	-27.86	22.39	42.07	340	Horizontal	
5	890.8	-83.59	-40.61	-27.86	12.75	42.98	170	Horizontal	
6	949.3	-90.12	-46.11	-27.86	18.25	44.01	290	Horizontal	

Test Mode:	TX-CH1 by battery DC 9V FM				Polarity:	Vertical			
NO.	Freq. [MHz]	Reading [dBm]	Level [dBm]	Limit [dBm]	Margin [dB]	Factor [dB]	Angle [°]	Polarity	
1	53.275	-92.95	-62.63	-27.86	34.77	30.32	300	Vertical	
2	188.8	-88.63	-59.67	-27.86	31.81	28.96	170	Vertical	
3	215.125	-82.41	-54.86	-27.86	27.00	27.55	10	Vertical	
4	242.425	-73.28	-44.18	-27.86	16.32	29.10	170	Vertical	
5	269.725	-89.49	-59.43	-27.86	31.57	30.06	170	Vertical	
6	760.15	-90.78	-49.17	-27.86	21.31	41.61	290	Vertical	

Any report having not been signed by authorized approver, or having been altered without authorization, or having not been stamped by the "Dedicated Testing/Inspection Stamp" is deemed to be invalid. Copying or excerpting portion of, or altering the content of the report is not permitted without the written authorization of AGC. The test results presented in the report apply only to the tested sample. Any objections to report issued by AGC should be submitted to AGC within 15days after the issuance of the test report. Further enquiry of validity or verification of the test report should be addressed to AGC by agc01@agccert.com.

Test Mode:	TX-CH20 by battery DC 9V FM				Polarity:	Horizontal			
NO.	Freq. [MHz]	Reading [dBm]	Level [dBm]	Limit [dBm]	Margin [dB]	Factor [dB]	Angle [°]	Polarity	
1	54.25	-95.05	-62.61	-28.08	34.53	32.44	80	Horizontal	
2	81.55	-88.50	-62.05	-28.08	33.97	26.45	300	Horizontal	
3	217.075	-87.69	-59.24	-28.08	31.16	28.45	330	Horizontal	
4	244.375	-87.04	-54.97	-28.08	26.89	32.07	120	Horizontal	
5	271.675	-91.89	-58.82	-28.08	30.74	33.07	120	Horizontal	
6	760.15	-90.99	-48.89	-28.08	20.81	42.10	90	Horizontal	

Test Mode:	TX-CH20 by battery DC 9V FM				Polarity:	Vertical			
NO.	Freq. [MHz]	Reading [dBm]	Level [dBm]	Limit [dBm]	Margin [dB]	Factor [dB]	Angle [°]	Polarity	
1	49.375	-99.00	-69.29	-28.08	41.21	29.71	280	Vertical	
2	189.775	-86.64	-57.85	-28.08	29.77	28.79	270	Vertical	
3	217.075	-81.66	-54.03	-28.08	25.95	27.63	200	Vertical	
4	244.375	-73.28	-44.14	-28.08	16.06	29.14	300	Vertical	
5	271.675	-85.13	-54.95	-28.08	26.87	30.18	230	Vertical	
6	314.575	-85.95	-54.43	-28.08	26.35	31.52	30	Vertical	

Any report having not been signed by authorized approver, or having been altered without authorization, or having not been stamped by the "Dedicated Testing/Inspection Stamp" is deemed to be invalid. Copying or excerpting portion of, or altering the content of the report is not permitted without the written authorization of AGC. The test results presented in the report apply only to the tested sample. Any objections to report issued by AGC should be submitted to AGC within 15days after the issuance of the test report. Further enquiry of validity or verification of the test report should be addressed to AGC by agc01@agccert.com.

Test Mode:	TX-CH40 by battery DC 9V FM					Polarity:	Horizontal	
NO.	Freq. [MHz]	Reading [dBm]	Level [dBm]	Limit [dBm]	Margin [dB]	Factor [dB]	Angle [°]	Polarity
1	54.25	-93.30	-60.86	-27.91	32.95	32.44	40	Horizontal
2	81.55	-87.78	-61.33	-27.91	33.42	26.45	180	Horizontal
3	219.025	-86.31	-57.68	-27.91	29.77	28.63	180	Horizontal
4	246.325	-86.46	-54.35	-27.91	26.44	32.11	80	Horizontal
5	273.625	-89.55	-56.37	-27.91	28.46	33.18	250	Horizontal
6	834.25	-91.34	-48.08	-27.91	20.17	43.26	360	Horizontal

Test Mode:	TX-CH40 by battery DC 9V FM					Polarity:	Vertical	
NO.	Freq. [MHz]	Reading [dBm]	Level [dBm]	Limit [dBm]	Margin [dB]	Factor [dB]	Angle [°]	Polarity
1	54.25	-89.78	-59.30	-27.91	31.39	30.48	340	Vertical
2	219.025	-80.82	-53.12	-27.91	25.21	27.70	280	Vertical
3	246.325	-73.77	-44.60	-27.91	16.69	29.17	280	Vertical
4	273.625	-83.04	-52.73	-27.91	24.82	30.31	70	Vertical
5	314.575	-85.56	-54.04	-27.91	26.13	31.52	340	Vertical
6	764.05	-92.07	-50.38	-27.91	22.47	41.69	310	Vertical

Any report having not been signed by authorized approver, or having been altered without authorization, or having not been stamped by the "Dedicated Testing/Inspection Stamp" is deemed to be invalid. Copying or excerpting portion of, or altering the content of the report is not permitted without the written authorization of AGC. The test results presented in the report apply only to the tested sample. Any objections to report issued by AGC should be submitted to AGC within 15days after the issuance of the test report. Further enquiry of validity or verification of the test report should be addressed to AGC by agc01@agccert.com.


8.5 EMISSION MASK PLOT

The detailed procedure employed for Emission Mask measurements are specified as following:

-Connect the equipment as illustrated.

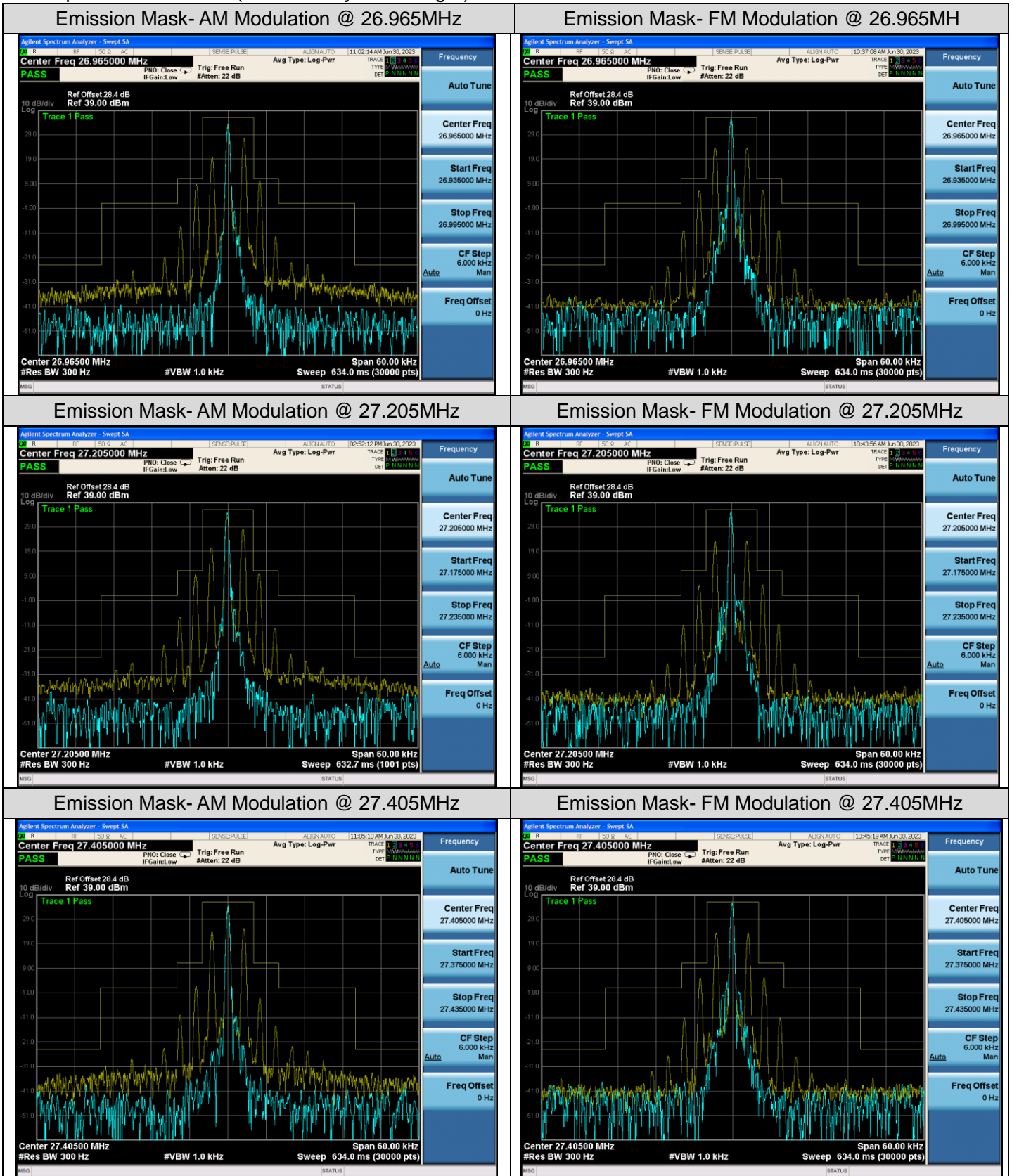
-Spectrum set as follow:

1. Centre frequency = fundamental frequency, Span=50kHz or 60kHz for 10kHz , RBW=300Hz, VBW=1000Hz ;
2. Sweep = auto, Detector function = peak, Trace = max hold
3. Key the transmitter, and set the level of the unmodulated carrier to a full scale reference line. This is the 0dB reference for the measurement.
4. Modulate the transmitter with a 2500 Hz sine wave at an input level 16 dB greater than that necessary to produce 50% of rated system deviation
The input level shall be established at the frequency of maximum response of the audio modulating circuit.
5. Transmitters employing digital modulation techniques that bypass the limiter and the audio low-pass filter shall be modulated as specified by the manufacturer.
6. Measure and record the results in the test report.



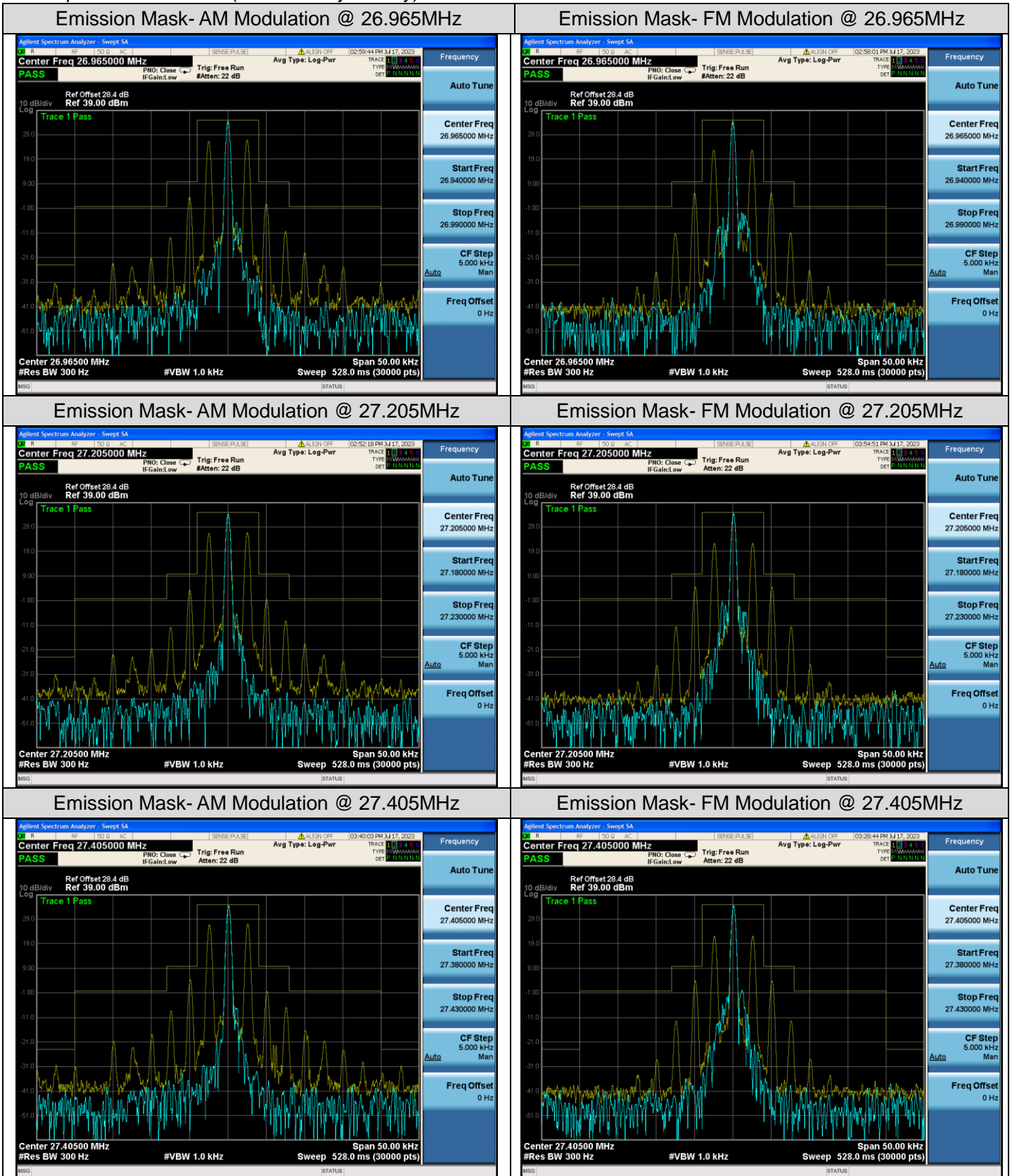
Any report having not been signed by authorized approver, or having been altered without authorization, or having not been stamped by the “Dedicated Testing/Inspection Stamp” is deemed to be invalid. Copying or excerpting portion of, or altering the content of the report is not permitted without the written authorization of AGC. The test results presented in the report apply only to the tested sample. Any objections to report issued by AGC should be submitted to AGC within 15days after the issuance of the test report. Further enquiry of validity or verification of the test report should be addressed to AGC by agc01@agccert.com.

Test plot as follows: 4W (DC 13.8V by Car charger)



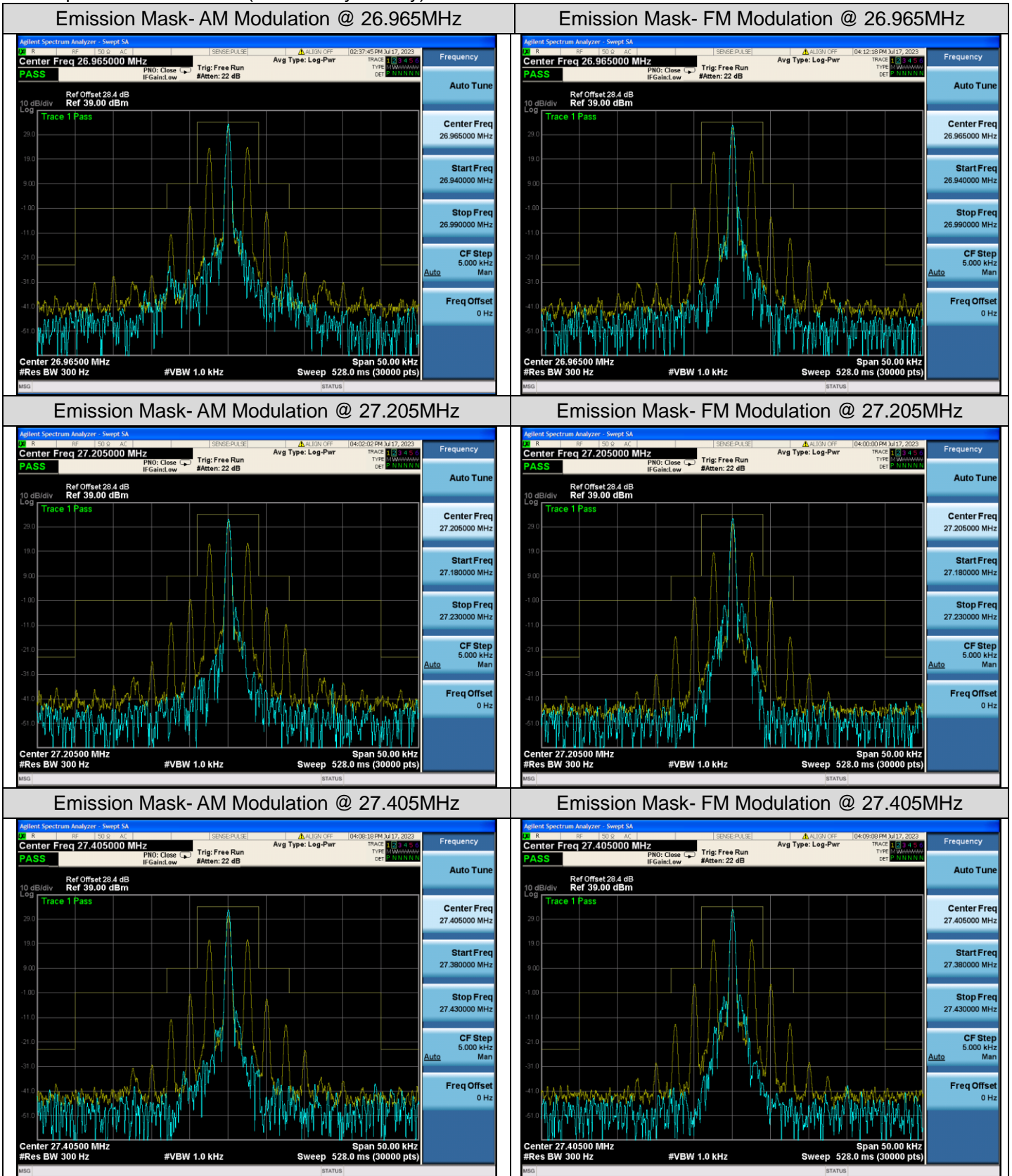
Any report having not been signed by authorized approver, or having been altered without authorization, or having not been stamped by the "Dedicated Testing/Inspection Stamp" is deemed to be invalid. Copying or excerpting portion of, or altering the content of the report is not permitted without the written authorization of AGC. The test results presented in the report apply only to the tested sample. Any objections to report issued by AGC should be submitted to AGC within 15days after the issuance of the test report. Further enquiry of validity or verification of the test report should be addressed to AGC by agc01@agccert.com.

Test plot as follows: 3W(DC 11.1V by battery)



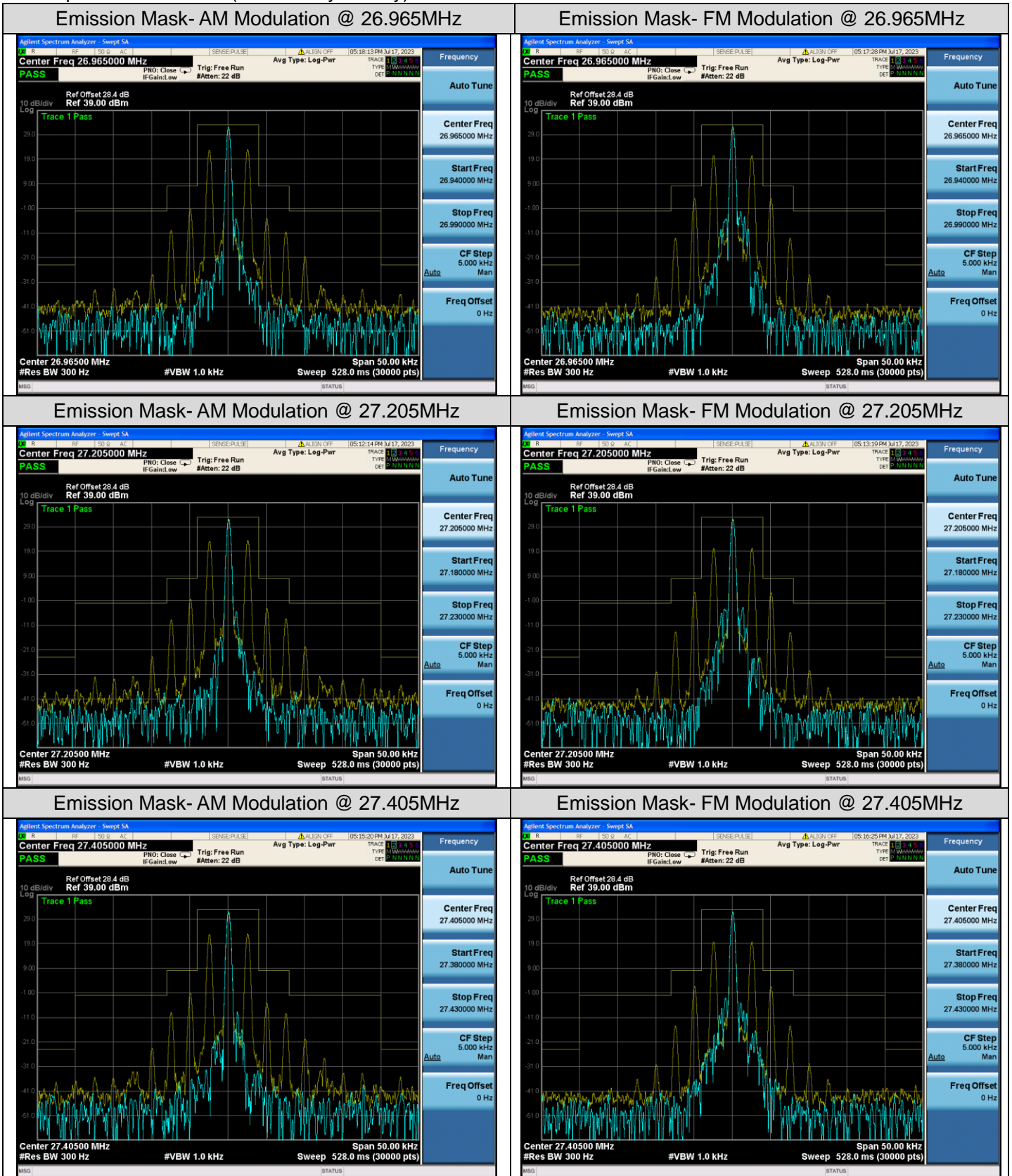
Any report having not been signed by authorized approver, or having been altered without authorization, or having not been stamped by the "Dedicated Testing/Inspection Stamp" is deemed to be invalid. Copying or excerpting portion of, or altering the content of the report is not permitted without the written authorization of AGC. The test results presented in the report apply only to the tested sample. Any objections to report issued by AGC should be submitted to AGC within 15days after the issuance of the test report. Further enquiry of validity or verification of the test report should be addressed to AGC by agc01@agccert.com.

Test plot as follows: 2.5W(DC 9.6V by battery)



Any report having not been signed by authorized approver, or having been altered without authorization, or having not been stamped by the "Dedicated Testing/Inspection Stamp" is deemed to be invalid. Copying or excerpting portion of, or altering the content of the report is not permitted without the written authorization of AGC. The test results presented in the report apply only to the tested sample. Any objections to report issued by AGC should be submitted to AGC within 15days after the issuance of the test report. Further enquiry of validity or verification of the test report should be addressed to AGC by agc01@agccert.com.

Test plot as follows: 2W(DC 9.0V by battery)



Any report having not been signed by authorized approver, or having been altered without authorization, or having not been stamped by the "Dedicated Testing/Inspection Stamp" is deemed to be invalid. Copying or excerpting portion of, or altering the content of the report is not permitted without the written authorization of AGC. The test results presented in the report apply only to the tested sample. Any objections to report issued by AGC should be submitted to AGC within 15days after the issuance of the test report. Further enquiry of validity or verification of the test report should be addressed to AGC by agc01@agccert.com.

9. SPURIOUS EMISSION ON ANTENNA PORT

9.1 PROVISIONS APPLICABLE

Please refer to FCC 47 CFR 2.1051, 2.1057 & 95.979 for specification details.

Emissions shall be attenuated below the mean output power of the transmitter as follows:

FCC Rules	Attenuation Limit (dBc)
§ 95.979	At least 53 + 10 log (P) dB
§ 95.979	60 dB in any frequency band centered on a harmonic (i.e., an integer multiple of two or more times) of the carrier frequency.

$53 + 10 \log (P_{\text{watts}})$

Calculation: Limit (dBm) = EL - 53 - 10 log₁₀ (TP)

Notes: EL is the emission level of the Output Power expressed in dBm,

In this application, the EL is P (dBm).

Limit (dBm) = P (dBm) - 53 - 10 log (Pwatts) = -23 dBm

Note:


UNWANTED Emission LIMIT = P (dBm) - 53 - 10 log (Pwatts) = -23 dBm

HARMONIC Emission LIMIT = MEASURED POWER (dBm) - 60

9.2 MEASUREMENT METHOD

1. The RF output of the EUT was connected to a spectrum analyzer through appropriate attenuation.
2. The resolution bandwidth of the spectrum analyzer was set to 100 kHz. Sufficient scans were taken to
3. show any out of band emission up to 10th . Harmonic for the lower and the highest frequency range.
4. Set RBW 1 kHz, VBW 3 kHz in the frequency band 9KHz to 150KHz;
Set RBW 10 kHz, VBW 30 kHz in the frequency band 150KHz to 20MHz;
Set RBW 100 kHz, VBW 300 kHz in the frequency band 20MHz to 1GHz;
While set RBW=1MHz.VBW=3MHz from the 1GHz to 10th Harmonic.
5. The audio input was set the unmodulated carrier, the resulting picture is print out for each channel separation.

9.3 MEASUREMENT SETUP



Any report having not been signed by authorized approver, or having been altered without authorization, or having not been stamped by the "Dedicated Testing/Inspection Stamp" is deemed to be invalid. Copying or excerpting portion of, or altering the content of the report is not permitted without the written authorization of AGC. The test results presented in the report apply only to the tested sample. Any objections to report issued by AGC should be submitted to AGC within 15days after the issuance of the test report. Further enquiry of validity or verification of the test report should be addressed to AGC by agc01@agccert.com.

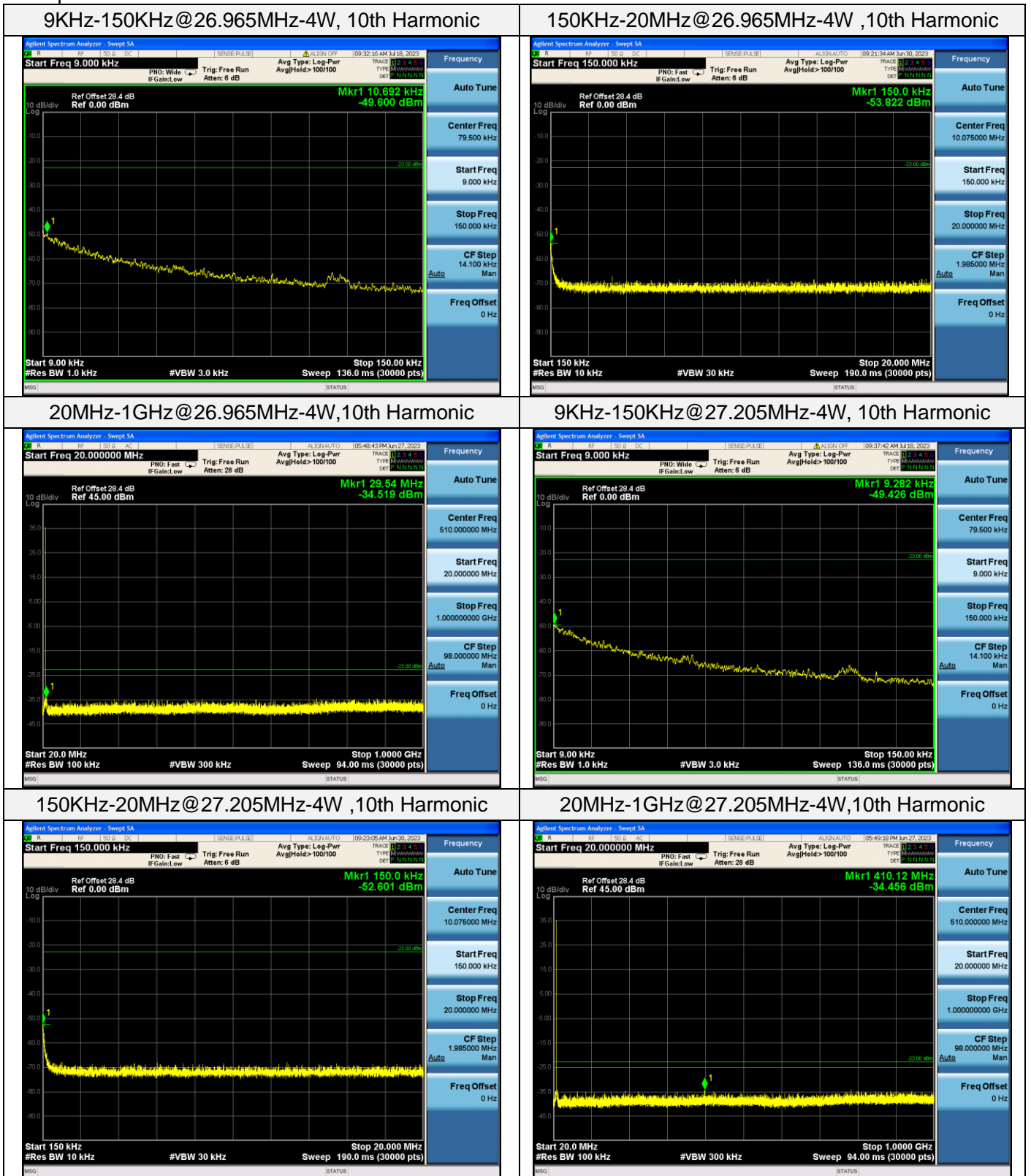
Attestation of Global Compliance(Shenzhen)Co., Ltd

Attestation of Global Compliance(Shenzhen)Std & Tech Co., Ltd

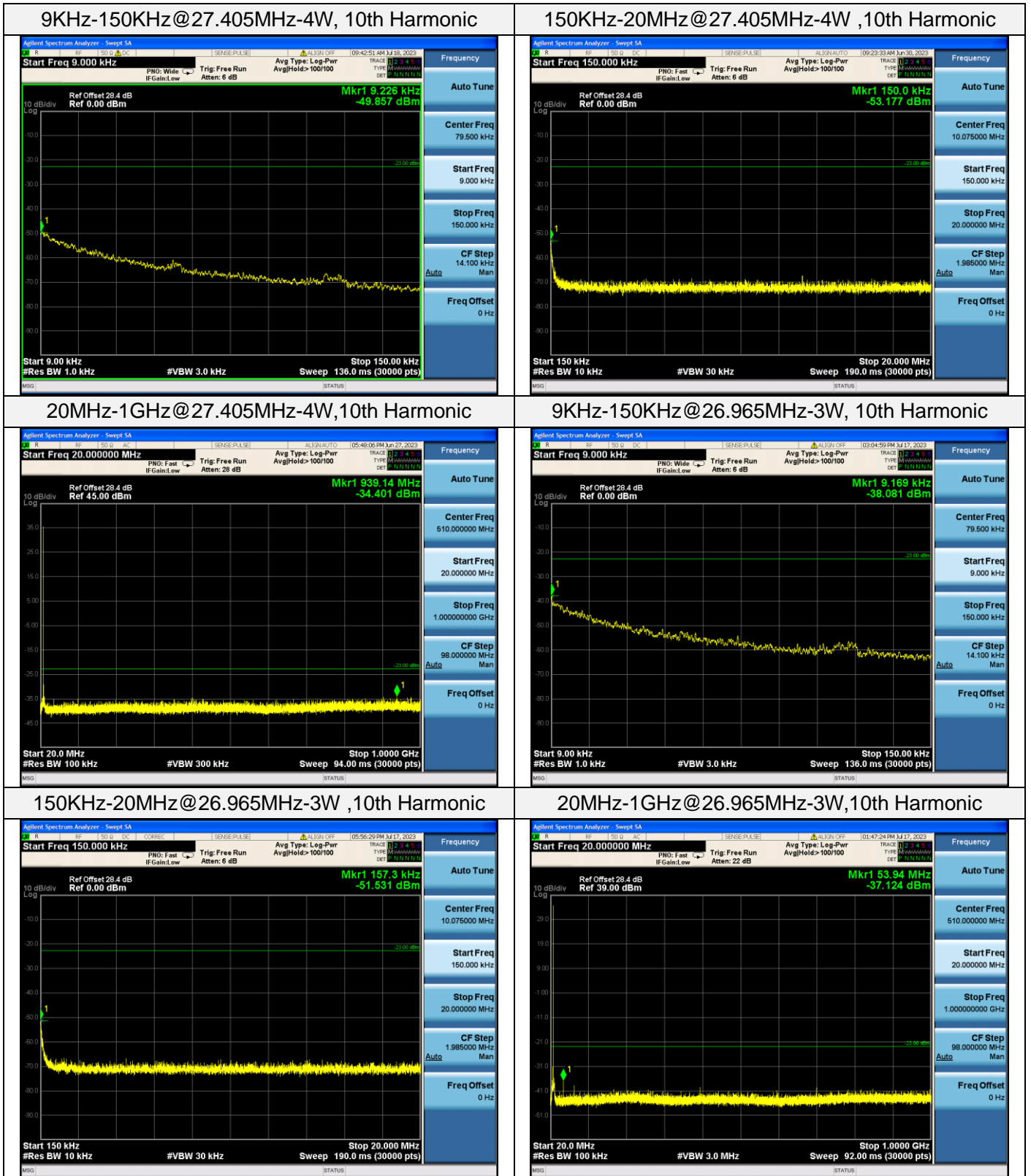
Tel: +86-755 2523 4088 E-mail: agc@agccert.com Web: http://www.agccert.com/

9.4 MEASUREMENT RESULTS

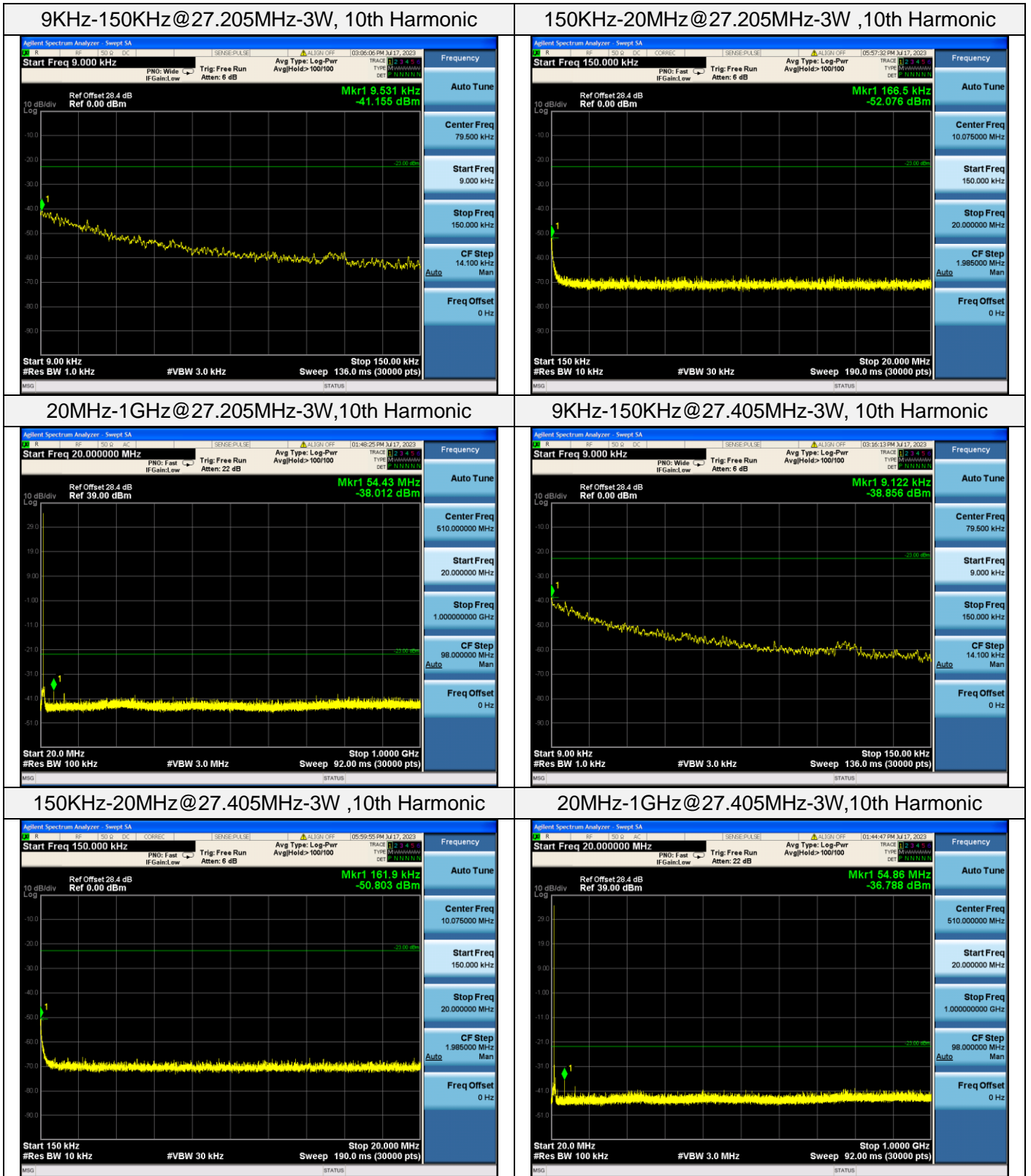
Test plot as follows: AM Modulation



Any report having not been signed by authorized approver, or having been altered without authorization, or having not been stamped by the "Dedicated Testing/Inspection Stamp" is deemed to be invalid. Copying or excerpting portion of, or altering the content of the report is not permitted without the written authorization of AGC. The test results presented in the report apply only to the tested sample. Any objections to report issued by AGC should be submitted to AGC within 15days after the issuance of the test report. Further enquiry of validity or verification of the test report should be addressed to AGC by agc01@agccert.com.



Any report having not been signed by authorized approver, or having been altered without authorization, or having not been stamped by the “Dedicated Testing/Inspection Stamp” is deemed to be invalid. Copying or excerpting portion of, or altering the content of the report is not permitted without the written authorization of AGC. The test results presented in the report apply only to the tested sample. Any objections to report issued by AGC should be submitted to AGC within 15days after the issuance of the test report. Further enquiry of validity or verification of the test report should be addressed to AGC by agc01@agccert.com.



Any report having not been signed by authorized approver, or having been altered without authorization, or having not been stamped by the "Dedicated Testing/Inspection Stamp" is deemed to be invalid. Copying or excerpting portion of, or altering the content of the report is not permitted without the written authorization of AGC. The test results presented in the report apply only to the tested sample. Any objections to report issued by AGC should be submitted to AGC within 15days after the issuance of the test report. Further enquiry of validity or verification of the test report should be addressed to AGC by agc01@agccert.com.