

APPENDIX 3: Photographs of test setup

Radiated Emission




Photo 1




Photo 2

UL Japan, Inc.

Ise EMC Lab.

4383-326 Asama-cho, Ise-shi, Mie-ken 516-0021 JAPAN

Telephone : +81 596 24 8999


Facsimile : +81 596 24 8124

Worst Case Position

ECU
Below 30MHz
X-axis
Above 30MHz
Horizontal:X-axis / Vertical:X-axis
X-axis



Y-axis



Z-axis



ANT
Below 30MHz
X-axis
Above 30MHz
Horizontal:X-axis / Vertical:X-axis
X-axis



Y-axis



Z-axis



End of Report

UL Japan, Inc.

Ise EMC Lab.

4383-326 Asama-cho, Ise-shi, Mie-ken 516-0021 JAPAN

Telephone : +81 596 24 8999

Facsimile : +81 596 24 8124