


---

## **APPENDIX 3: Photographs of test setup**


### **Radiated emission**

**Front view**




**Rear view (9kHz-30MHz)**

Loop antenna: Horizontal



Loop antenna: Vertical



---

**UL Japan, Inc.**


**Shonan EMC Lab.**

1-22-3 Megumigaoka, Hiratsuka-shi, Kanagawa-ken, 259-1220 JAPAN


Telephone : +81 463 50 6400

Facsimile : +81 463 50 6401

Rear view (30-1000MHz)



Rear view (1-5GHz)



**UL Japan, Inc.**

**Shonan EMC Lab.**

1-22-3 Megumigaoka, Hiratsuka-shi, Kanagawa-ken, 259-1220 JAPAN

Telephone : +81 463 50 6400

Facsimile : +81 463 50 6401


---

**Pre-check of the worst position**

X-axis



Y-axis



Z-axis



**END OF REPORT**

---

**UL Japan, Inc.**

**Shonan EMC Lab.**

1-22-3 Megumigaoka, Hiratsuka-shi, Kanagawa-ken, 259-1220 JAPAN

Telephone : +81 463 50 6400

Facsimile : +81 463 50 6401