



## Test Set Up Photographs Radiated



**Photograph 1: Front View Radiated Emissions Configuration – 30 – 1000 MHz**



**Photograph 2: Back View Radiated Emissions Configuration – 30 – 1000 MHz**



**Photograph 3: Front View Radiated Emissions Configuration – Above 1000 MHz**



**Photograph 4: Back View Radiated Emissions Configuration – Above 1000 MHz**



**Photograph 5: Front View Conducted Emissions Worst-Case Configuration**




**Photograph 6: Back View Conducted Emissions Worst-Case Configuration**

## Reference Test Set Up Photographs



**Photograph 7: Reference Photo of Test Setup for Emissions Below 30 MHz**



**Photograph 8: Reference Photo of Test Setup for Emissions From 30 MHz to 1000 MHz**





**Photograph 9: Reference Photo of Test Setup for Emissions Above 1000 MHz**