

Product: HT31BT

Description: Inverter-F PCB antenna performance

CCT: HT31BT\_ALL02\_V13


PCB: HT31BTALL02V12

Prepared by Tom Yau, Date: 15 Apr 2024


Testing sample:



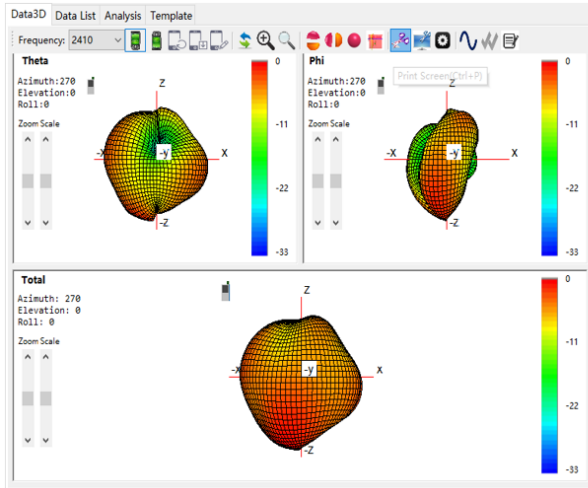
### Antenna measurement:



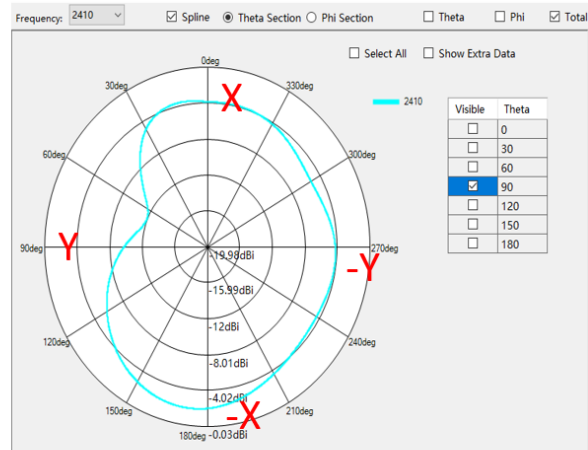
### Coordinate testing diagram for darkroom testing



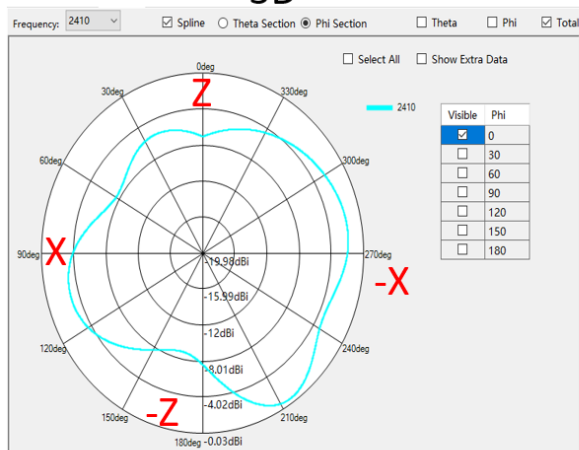
### 2D/3D (2410MHz)



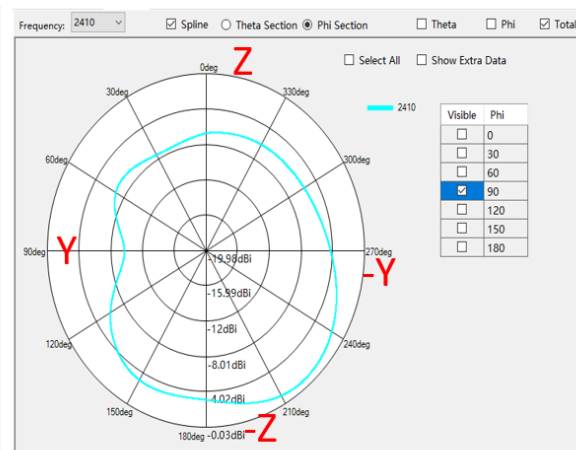
**3D**



**H**

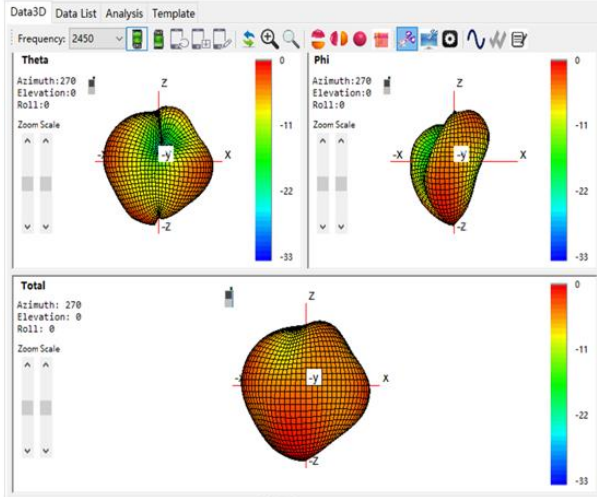


**E1**

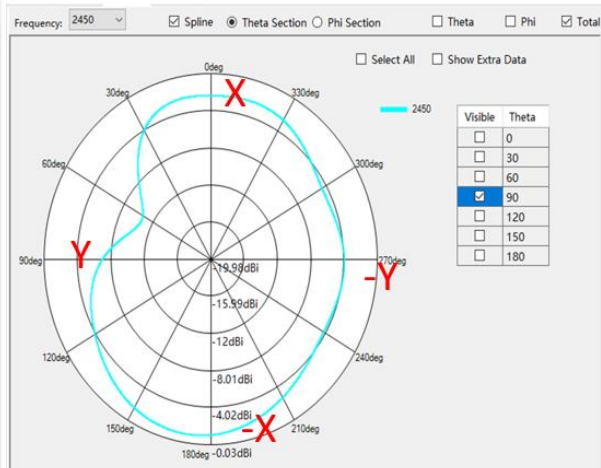


**E2**

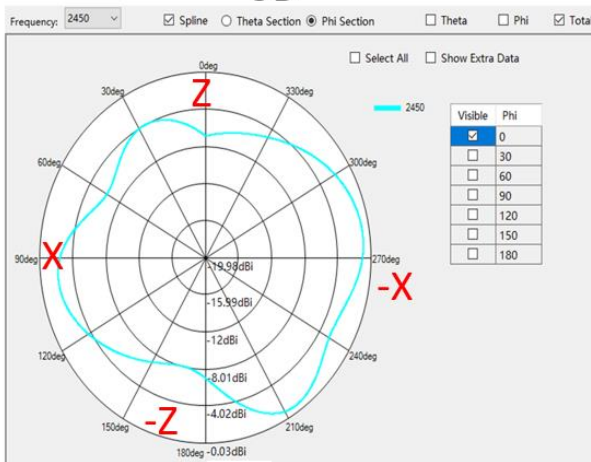
### 2D/3D (2450MHz)



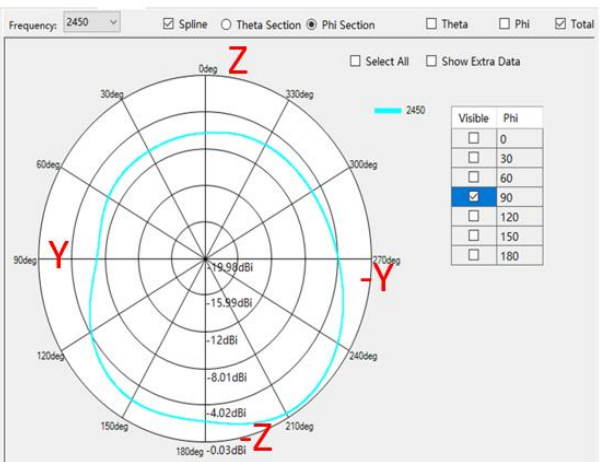
**3D**



**H**

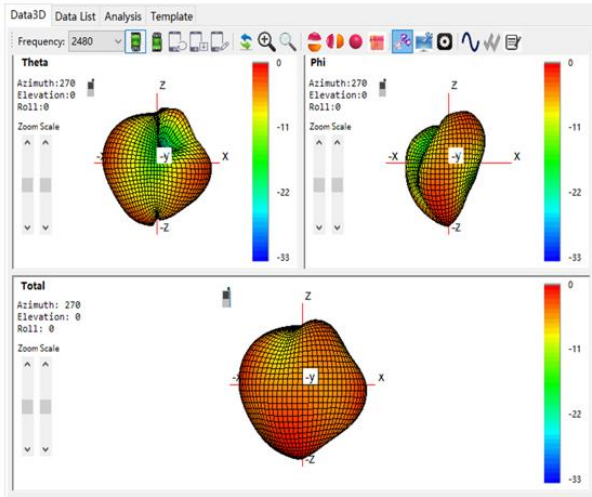


**E1**

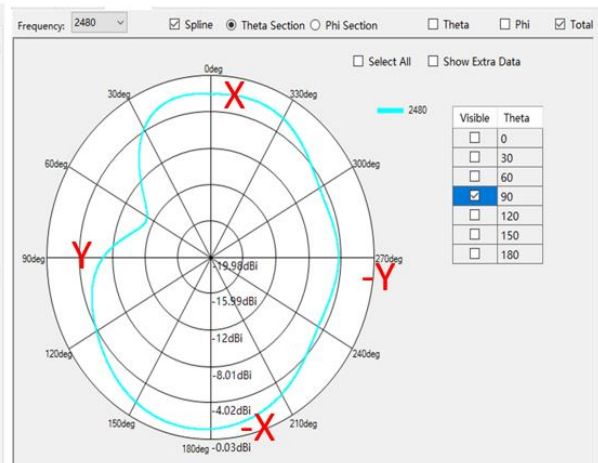


**E2**

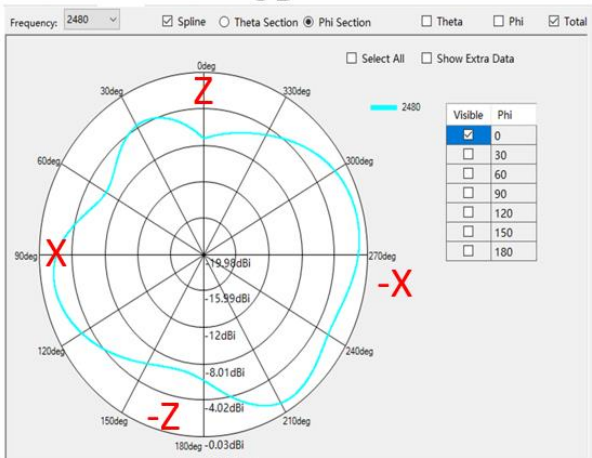
### 2D/3D (2480MHz)



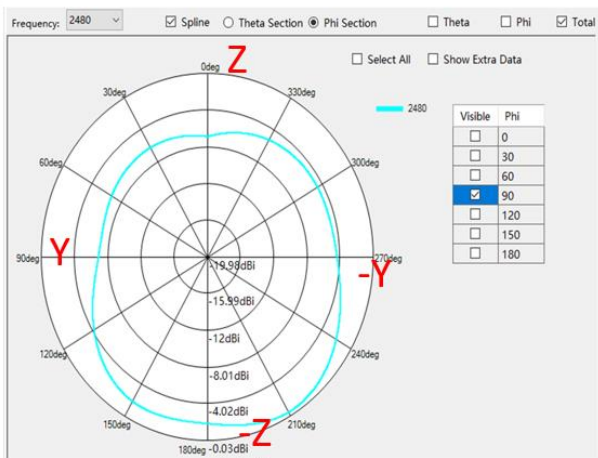
**3D**



**H**



**E1**



**E2**



## 天线无源数据:

Freq (MHz)	Gain (dBi)	Efficiency (%)
2400	-0.01	37.22
2405	-0.02	37.37
2410	-0.12	37.13
2415	-0.13	37.16
2420	-0.11	37.67
2425	-0.17	37.96
2430	-0.06	38.74
2435	-0.02	39.82
2440	-0.01	40.49
2445	-0.02	41.67
2450	0.02	42.8
2455	0.16	43.49
2460	0.09	43.43
2465	0.1	43.33
2470	0.12	43.75
2475	0.11	44.17
2480	0.15	44.02
2485	0.18	43.85
2490	0.22	43.89
2495	0.17	43.53
2500	0.09	43.21