

Exhibit 9 – Internal Photographs

General Dynamics C4 Systems

VHF URC-200 Transceiver

FCC ID: MIJURC-200-XCVR-V2

Model No. URC-200 (V2)

9.0 Photographs



Figure 9.0-1 Cover opened illustrating PCB Layout




Figure 9.0-2 Chassis Assembly with APPS PCB including RF Shields




Figure 9.0-3 APPS PCB (Top) without RF Shields




Figure 9.0-4 APPS PCB (Bottom)




Figure 9.0-5 Cover Assembly with Main RF PCB including RF Shields




Figure 9.0-6 Main RF PCB (Top) without RF Shields




Figure 9.0-7 Main RF PCB (Bottom)




Figure 9.0-8 Preselector PCB (Top)




Figure 9.0-9 Preselector PCB (Bottom)




Figure 9.0-10 Connector Flex Board (Top)




Figure 9.0-11 Connector Flex Board (Bottom)