



## 10. SETUP PHOTOS

### ANTENNA PORT CONDUCTED RF MEASUREMENT SETUP




**RADIATED RF MEASUREMENT SETUP**


RADIATED FRONT PHOTO 30-1000 MHz




RADIATED BACK PHOTO 30-1000 MHz



RADIATED BACK PHOTO 1-18 GHz




RADIATED BACK PHOTO 18-26 GHz




**RADIATED RF MEASUREMENT SETUP FOR PORTABLE CONFIGURATION**

X-AXIS FRONT PHOTO




Y-AXIS FRONT PHOTO






Z-AXIS FRONT PHOTO




**POWERLINE CONDUCTED EMISSIONS MEASUREMENT SETUP**

LINE CONDUCTED FRONT PHOTO



LINE CONDUCTED BACK PHOTO



**END OF REPORT**