



# TEST REPORT

**APPLICANT** : Gemstar Technology(Yangzhou) Co.Ltd

**PRODUCT NAME** : Remote control

**MODEL NAME** : EOS PR4 Digit-lessremote

**TRADE NAME** : N/A

**BRAND NAME** : N/A

**STANDARD(S)** : IEEE Std 149-2021

**RECEIPT DATE** : 2024-01-29

**TEST DATE** : 2024-01-29

**ISSUE DATE** : 2024-01-30



Edited by: Fang Jinshan  
Fang Jinshan(Rapporteur)

Approved by: Chi Shide  
Chi Shide(Supervisor)

**NOTE:** This document is issued by Shenzhen Morlab Communications Technology Co., Ltd., the test report shall not be reproduced except in full without prior written permission of the company. The test results apply only to the particular sample(s) tested and to the specific tests carried out which is available on request for validation and information confirmed at our website.





# DIRECTORY

- 1. Technical Information .....3**
- 1.1. Applicant and Manufacturer Information .....3**
- 1.2. Equipment Under Test (EUT) Description .....3**
- 2. Test Results ..... 4**
- 2.1. Applied Reference Documents .....4**
- 2.2. Test Conditions ..... 4**
- 2.3. Measurement Uncertainty ..... 4**
- 2.4. Test Results lists .....5**
- Annex A Test Setup Photos .....6**
- Annex B Figures .....7**
- 1. 2D Radiation Pattern ..... 7**
- 2. 3D Radiation Pattern ..... 12**
- Annex C EUT Photos ..... 15**
- Annex D General Information .....27**
- 1.1 Identification of the Responsible Testing Laboratory .....27**
- 1.2 Identification of the Responsible Testing Location .....27**
- 1.3 Test Equipments Utilized ..... 27**

Change History		
Version	Date	Reason for change
1.0	2024-01-30	First edition



# 1. Technical Information

Note: Provide by Applicant.

## 1.1. Applicant and Manufacturer Information

<b>Applicant:</b>	Gemstar Technology(Yangzhou) Co.Ltd
<b>Applicant Address:</b>	Room 606, Guofa building, #3110 Renmin Road, Suzhou, Jiangsu Province, China
<b>Manufacturer:</b>	N/A
<b>Manufacturer Address:</b>	N/A

## 1.2. Equipment Under Test (EUT) Description

<b>Wireless Type</b>	Bluetooth
<b>Frequency</b>	2400MHz-2500MHz
<b>IMEI</b>	N/A
<b>Sample No.</b>	1#&2#



## 2. Test Results

### 2.1. Applied Reference Documents

Leading reference documents for testing:

No.	Identity	Document Title
1	IEEE Std 149-2021	IEEE Recommended Practice for Antenna Measurements

### 2.2. Test Conditions

Test Environment Conditions:

Relative Humidity(%):	25 – 75
Temperature(°C):	10 – 30

### 2.3. Measurement Uncertainty

The uncertainty is calculated using the methods suggested in the “Guide to the Expression of Uncertainty in Measurement” (GUM) published by ISO. When the test result is a critical value, we will use the measurement uncertainty give the judgment result based on the 95% Confidence intervals.

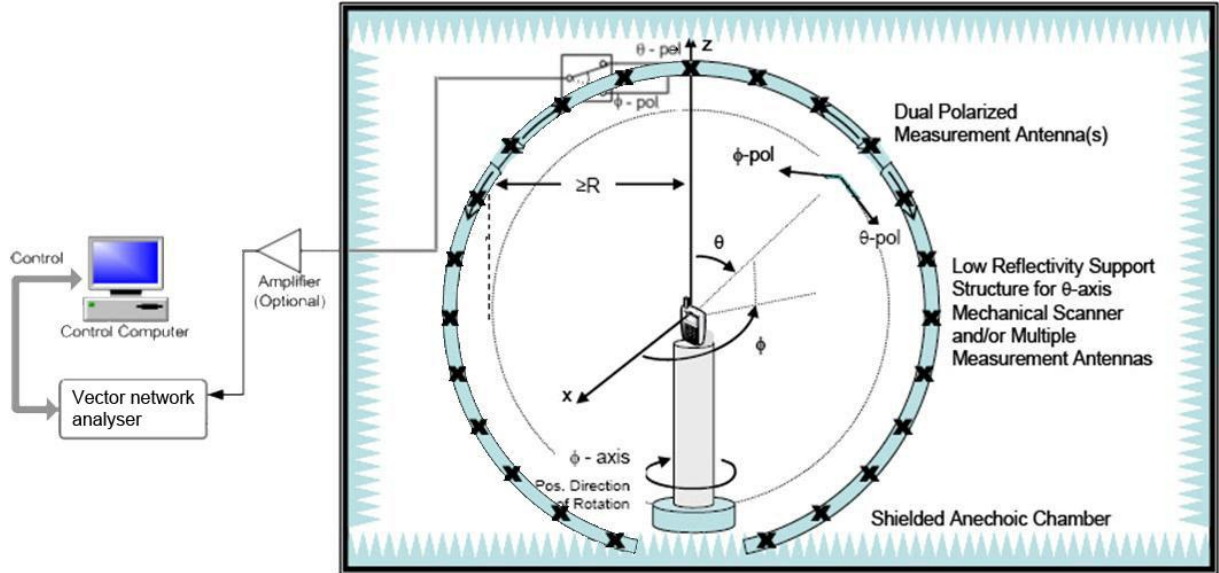


## 2.4. Test Results lists

### 2.4.1. Gain and Efficiency

Frequency (MHz)	Gain(dBi)		Efficiency(%)		Efficiency(dB)	
	1#	2#	1#	2#	1#	2#
2400	-3.06	-3.15	22.21	21.98	-6.53	-6.58
2402	-3.05	-3.12	22.19	22.00	-6.54	-6.58
2410	-3.27	-3.30	21.60	21.45	-6.66	-6.68
2420	-3.38	-3.32	21.24	21.10	-6.73	-6.76
2430	-3.29	-3.35	21.01	20.76	-6.78	-6.83
2440	-3.21	-3.29	21.60	21.26	-6.66	-6.72
2450	-2.88	-3.07	22.61	22.14	-6.46	-6.55
2460	-2.78	-2.89	23.29	22.65	-6.33	-6.45
2470	-2.64	-2.86	23.64	22.84	-6.26	-6.41
2480	-2.55	-2.77	24.24	23.24	-6.16	-6.34
2490	-2.55	-2.79	24.49	23.38	-6.11	-6.31
2500	-2.21	-2.57	25.39	24.13	-5.95	-6.17

## Annex A Test Setup Photos

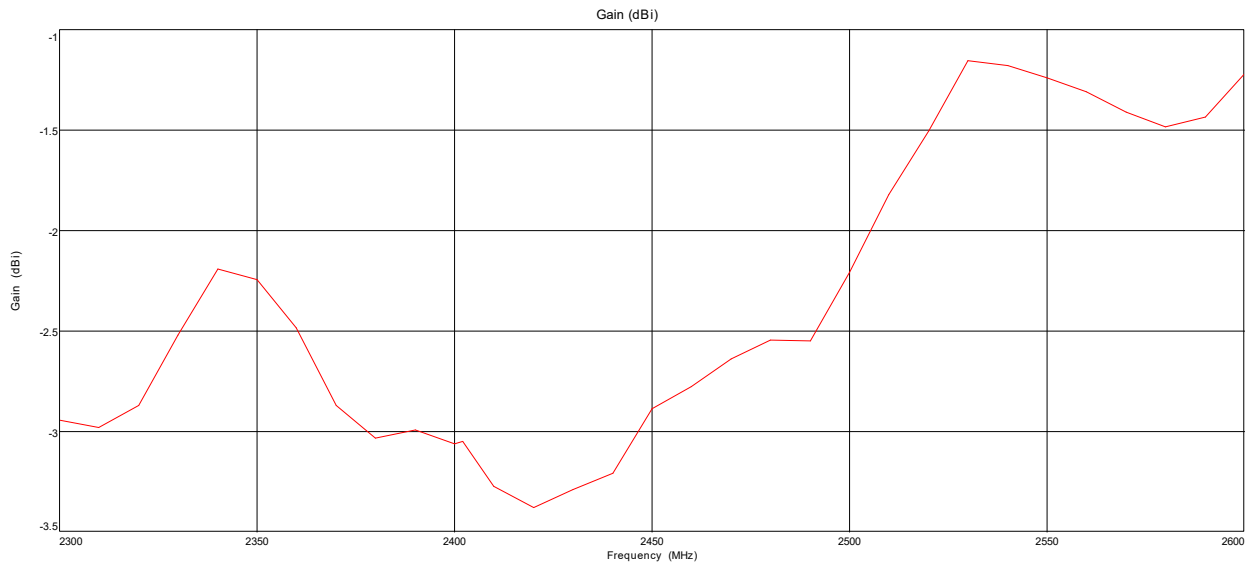




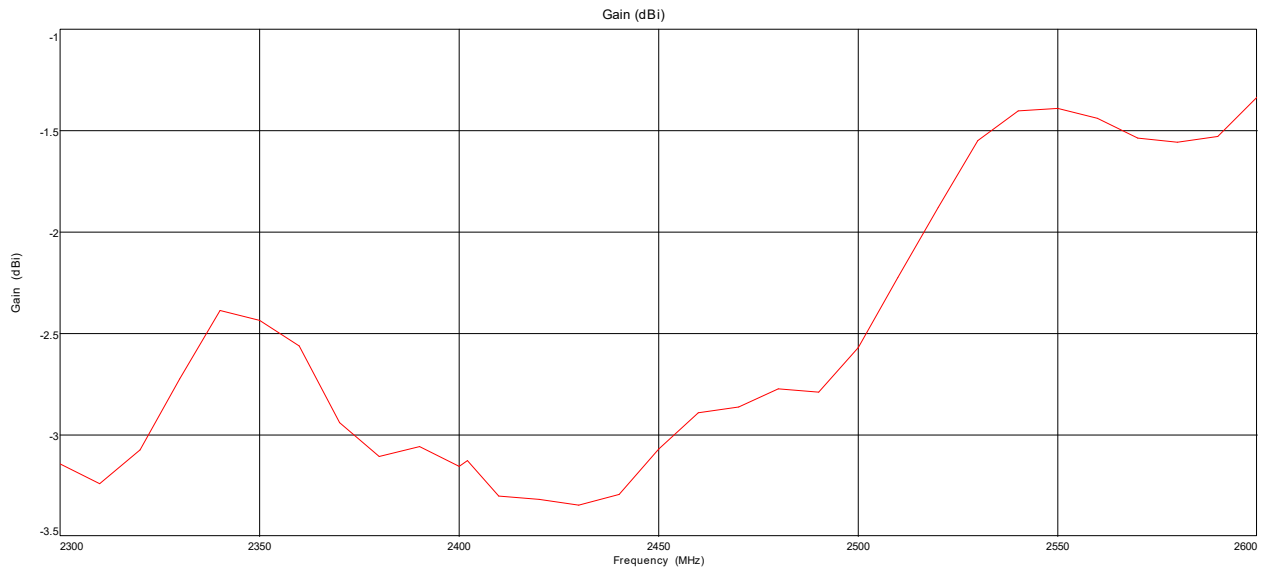
## Annex B Figures

### 1. 2D Radiation Pattern

Gain



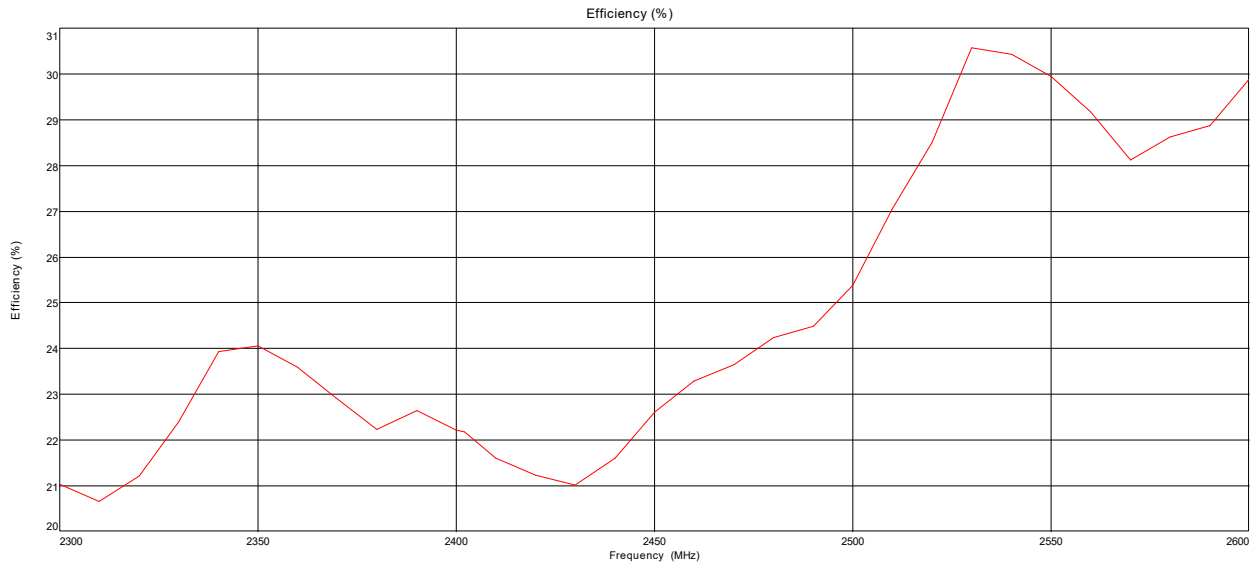
1#



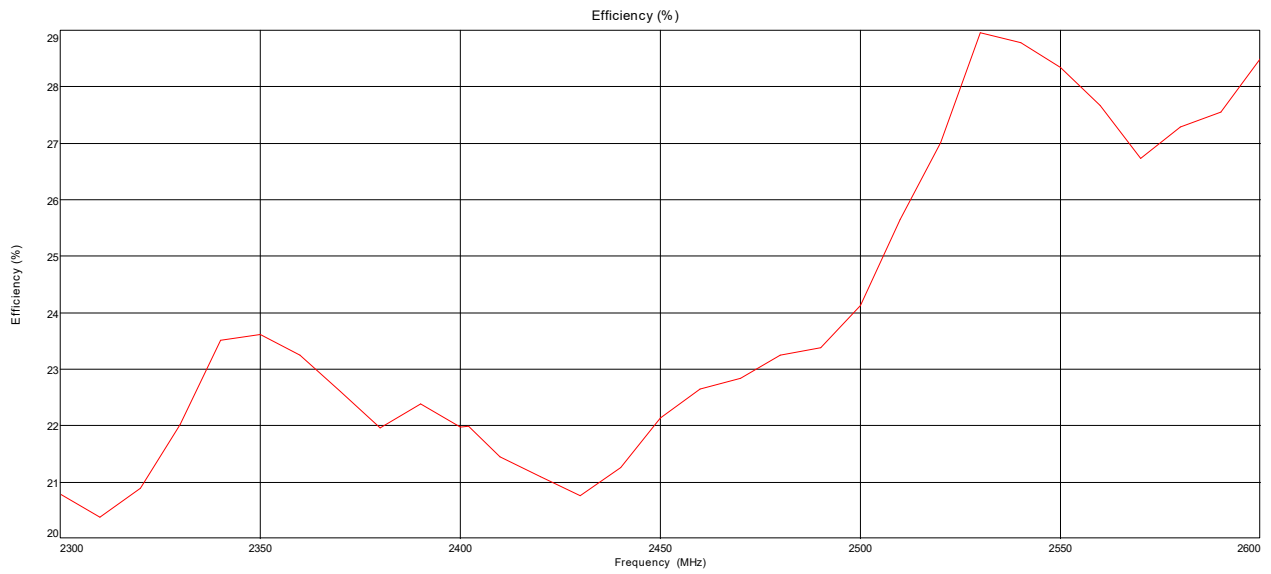
2#



### Efficiency



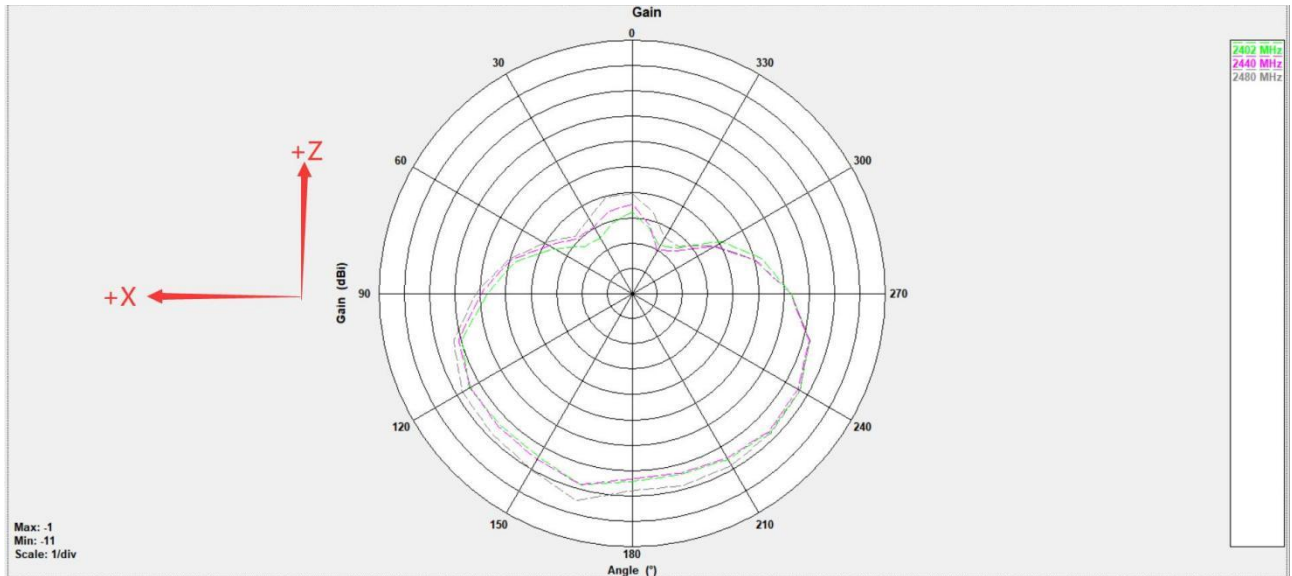
1#



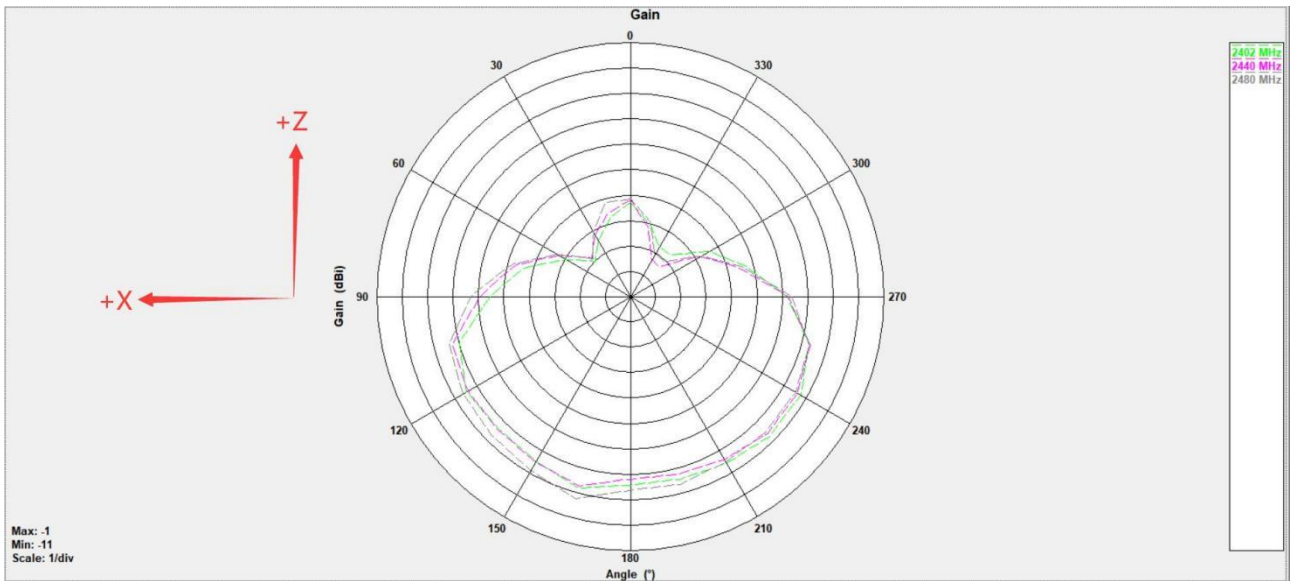
2#



Phi=0°

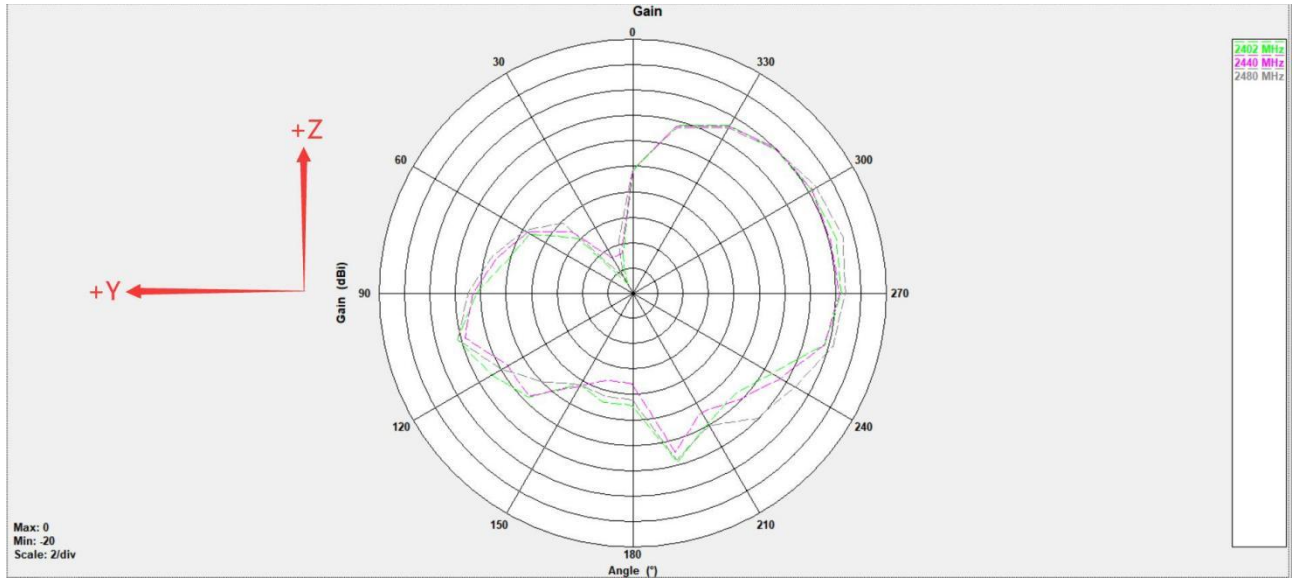


1#

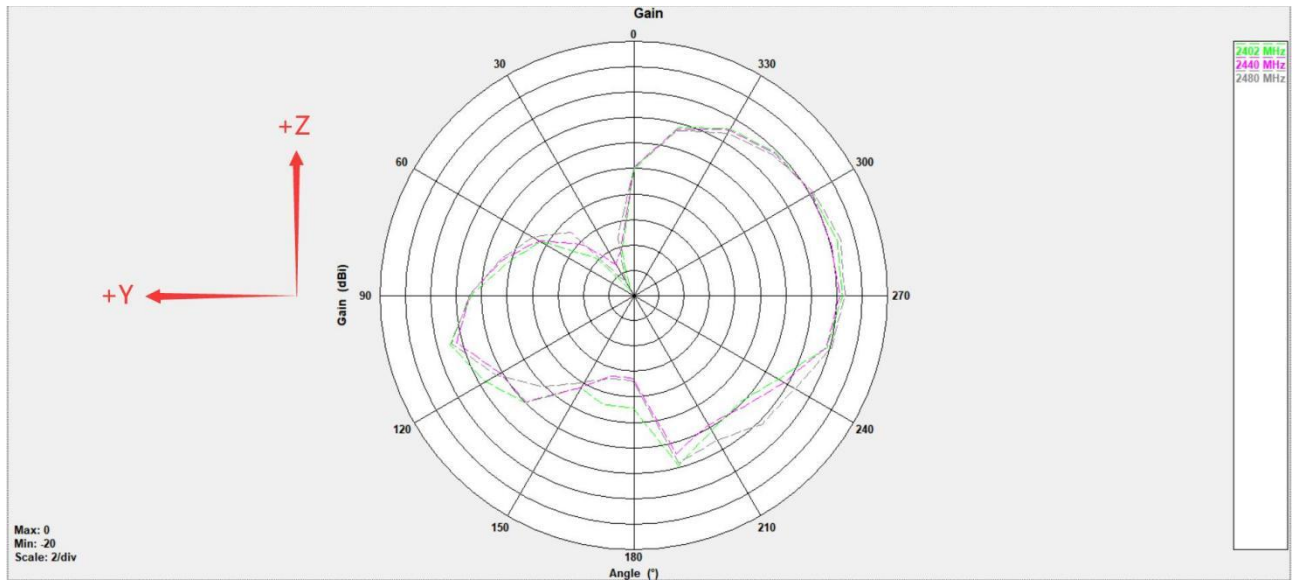


2#

Phi=90°

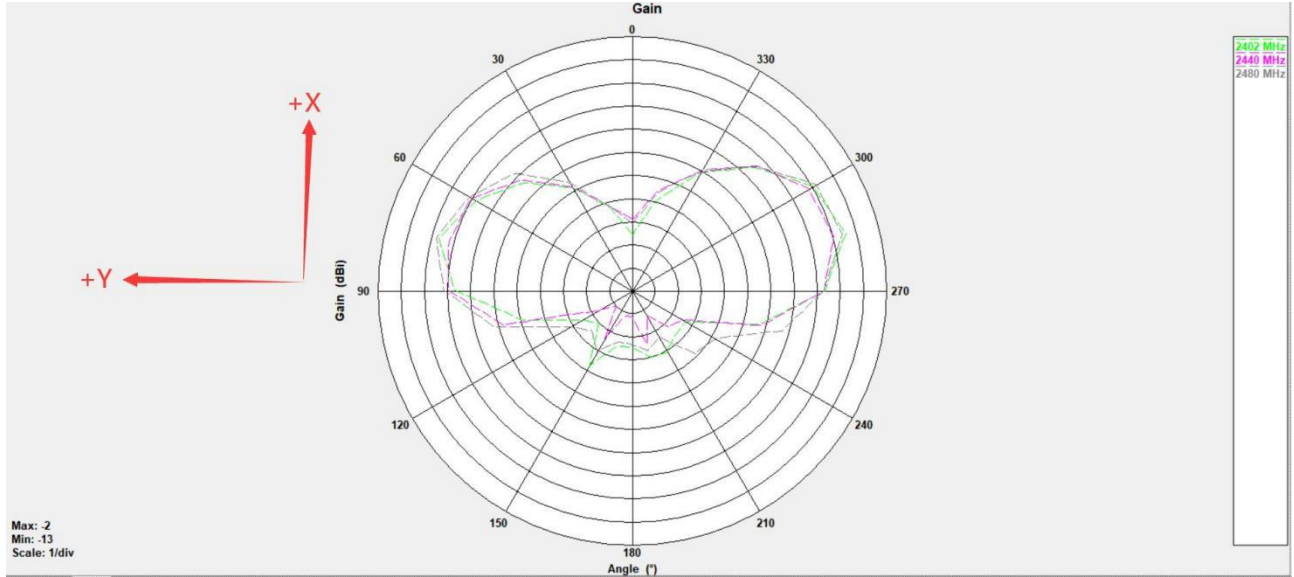


1#

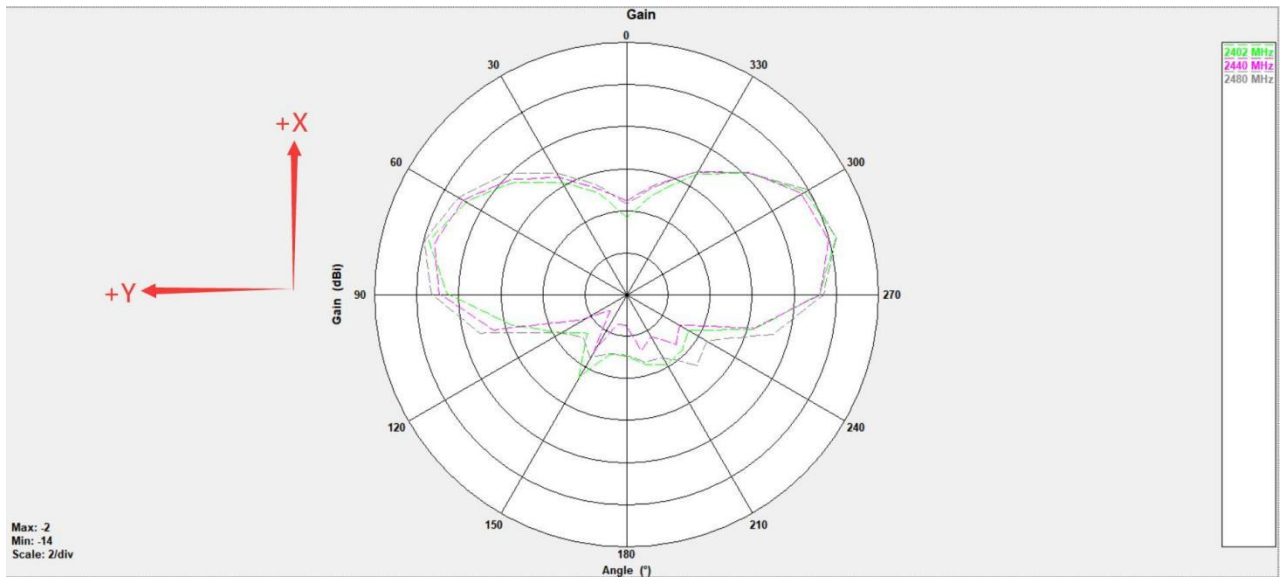


2#

Theta=90°

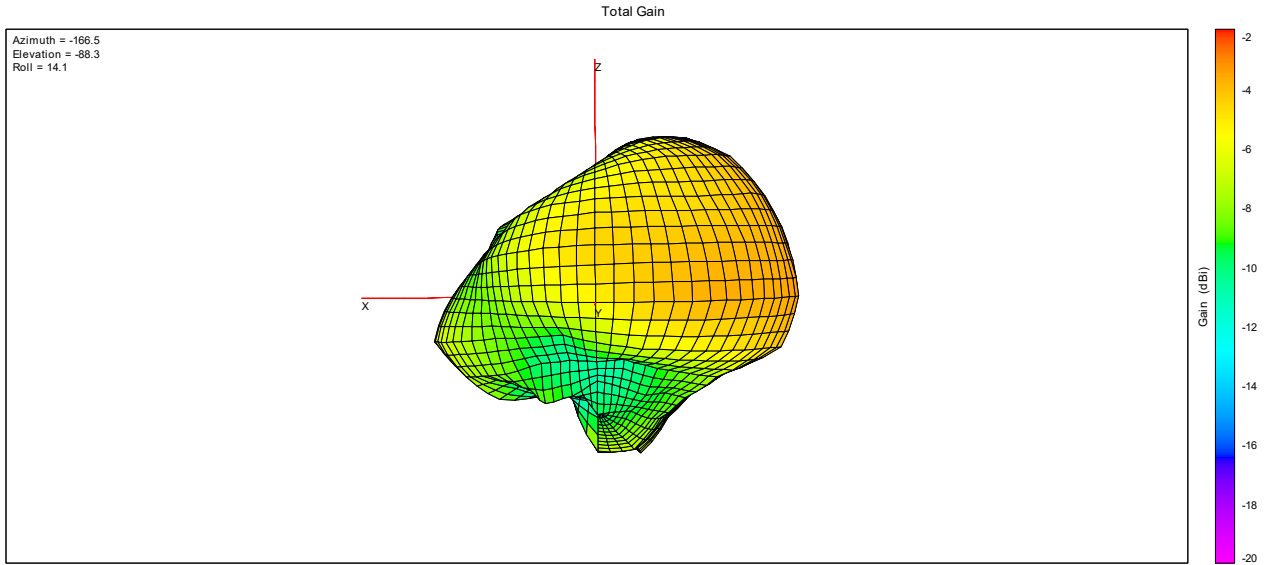


1#

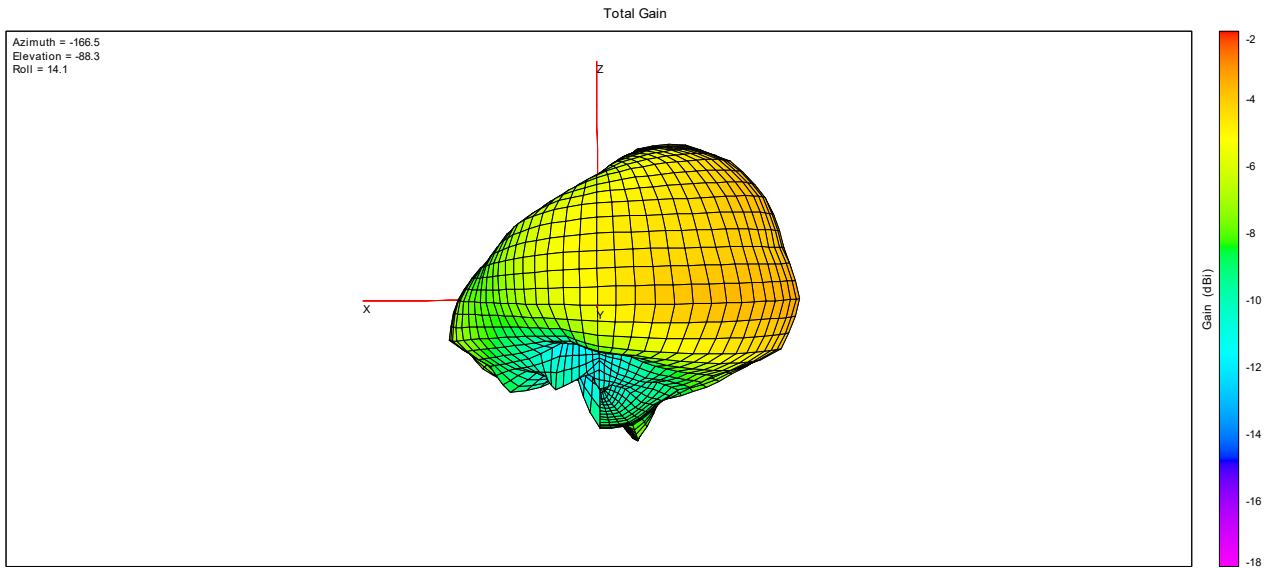


2#

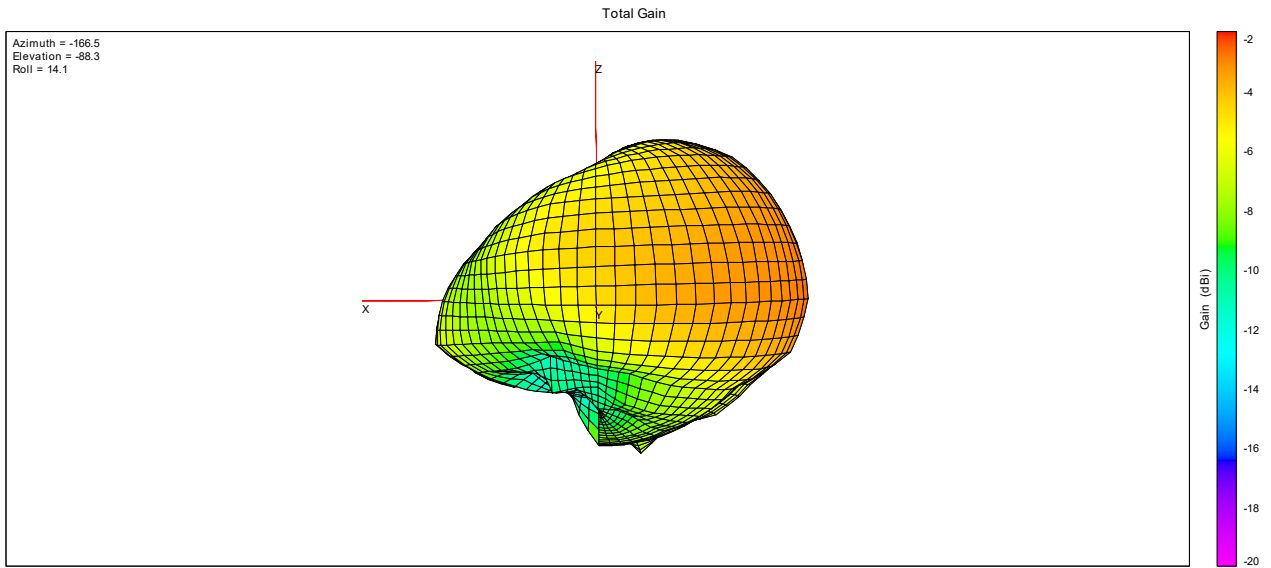
## 2. 3D Radiation Pattern



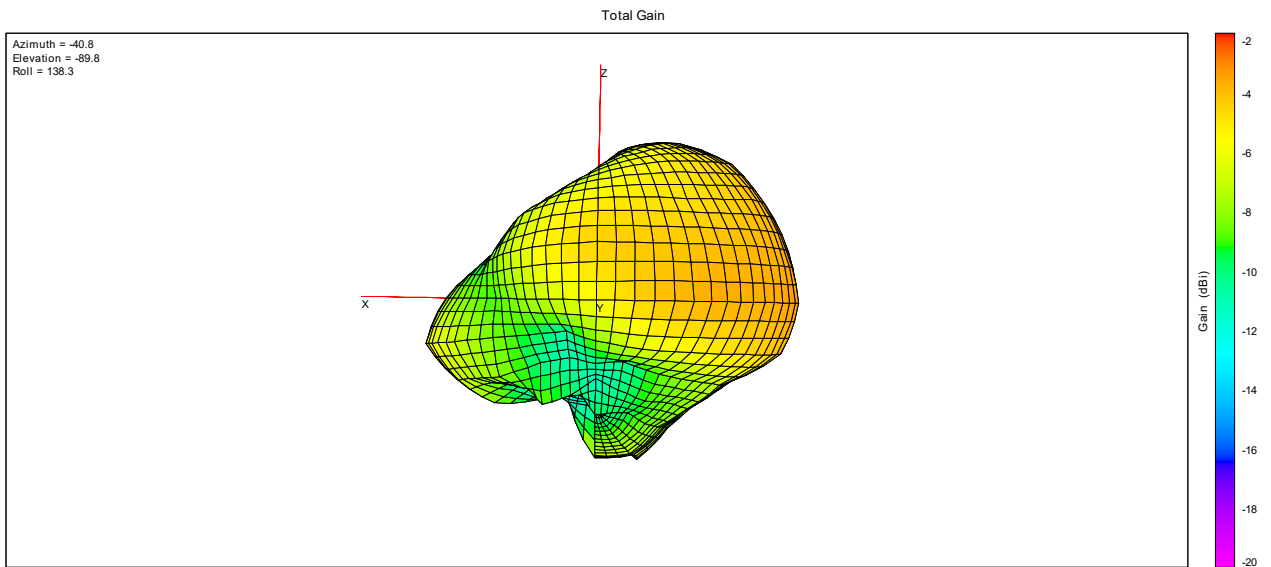
2402MHz\_1#



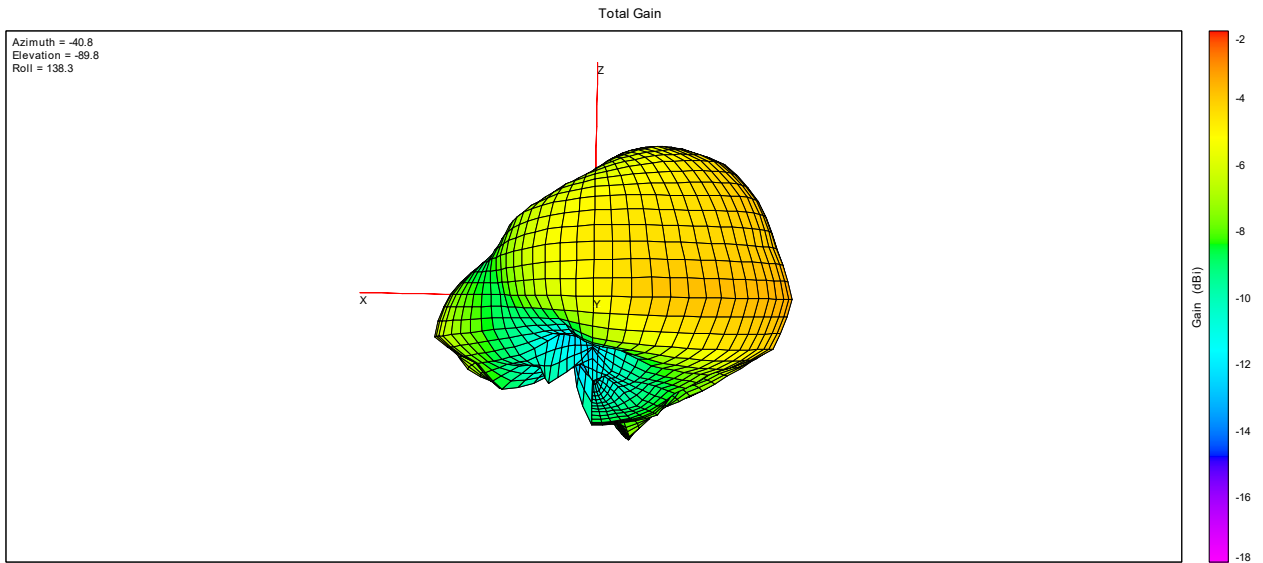
2440MHz\_1#



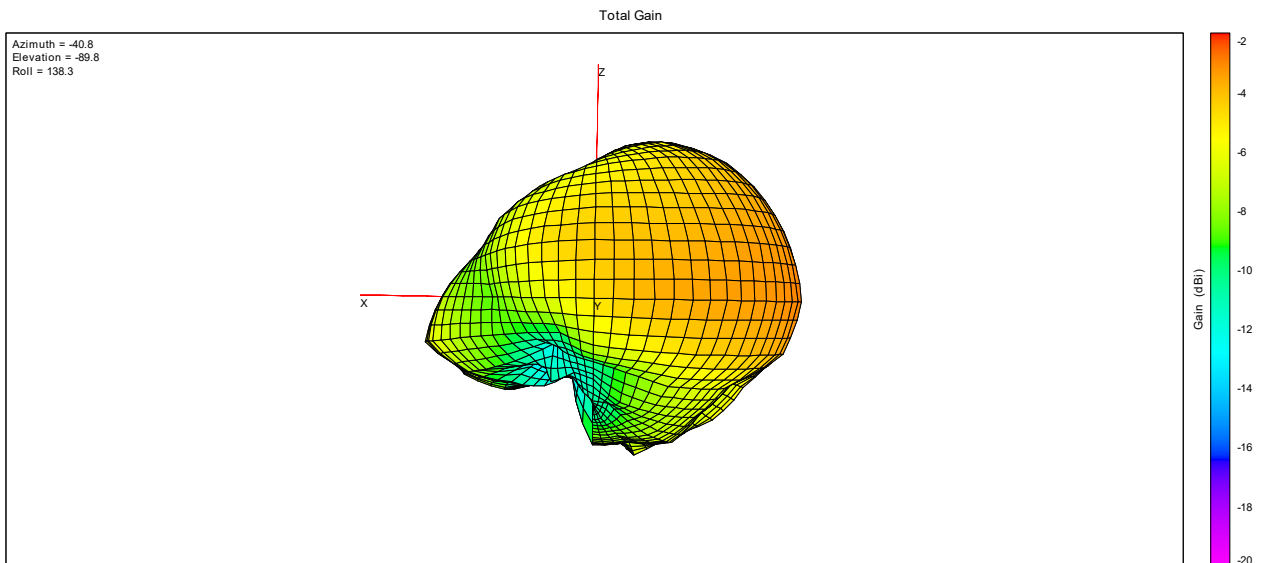
2480MHz\_1#



2402MHz\_2#





2440MHz\_2#





2480MHz\_2#

## Annex C EUT Photos

### 1. Test environment



1#



2#







2. EUT













1#















2#



## Annex D General Information

### 1.1 Identification of the Responsible Testing Laboratory

Laboratory Name:	Shenzhen Morlab Communications Technology Co., Ltd.
Laboratory Address:	FL.1-3, Building A, FeiYang Science Park, No.8 LongChang Road,Block 67, BaoAn District, ShenZhen, GuangDong Province, P. R.China
Telephone:	+86 755 36698555
Facsimile:	+86 755 36698525

### 1.2 Identification of the Responsible Testing Location

Name:	Shenzhen Morlab Communications Technology Co., Ltd.
Address:	FL.1-3, Building A, FeiYang Science Park, No.8 LongChang Road,Block 67, BaoAn District, ShenZhen, GuangDong Province, P. R.China

### 1.3 Test Equipments Utilized

No.	Equipement Name	Serial No.	Type	Manufacturer	Cal.Date	Cal.Due Date
1	Network Analyzer	MY46110140	E5071C	Agilent	2023.06.21	2024.06.20
2	OTA Chamber	TJ2235-Q1793	AMS-892 3-150	ETS	2022.11.30	2025.11.29

### 1.4 Test Software Utilized

No.	Software Name	Serial No.	Version	Manufacturer
1	Antenna Measurement System	1685	EMQuest EMQ-100 V 1.13 Build 21267	ETS

————— END OF REPORT —————