

**CETECOM™**

Test report no.: 1-9906/15-01-01\_AnnexB

# Annex B

**CETECOM™**

**CETECOM ICT Services**  
*consulting - testing - certification* >>>

This test report annex is electronically signed and valid without handwriting signature. For verification of the electronic signatures, the public keys can be requested at the testing laboratory.

**Test report annex authorized:**

Christoph Schneider  
Testing Manager  
Radio Communications & EMC

## Internal photos of the EUT

Photo 1: Display



Photo 2: Battery compartment



Photo 3: Top view with antennas



Photo 4: antenna shelter (glas)



Photo 5: antenna holder without shelter



Photo 6: antennas



Photo 7: antenna in detail




Photo 8: top view without antennas



Photo 9: main circuit board



Photo 10: main circuit board



Photo 11: housing with battery connectors




Photo 12: main circuit board top view




Photo 13: main circuit board bottom view





## Document history

Version	Applied changes	Date of release
	Initial release	2016-02-02