

Annex B

1-0596/20-02-01_AnnexB

[Internal photos of the Equipment Under Test](#)

This addendum is electronically signed and valid without handwritten signature.
For verification of the electronic signatures, the public keys can be requested at the testing laboratory.

Document authorized:

Michael Dorongovski
Lab Manager
Radio Communications

Photos



Photo 1: EUT opened



Photo 2: EUT opened




Photo 3: PCB back side view with shielding




Photo 4: PCB back side view with shielding




Photo 5: PCB back side view with shielding




Photo 6: PCB back side view without shielding



Photo 7: PCB front side view




Photo 8: WLAN module without shielding



Photo 9: 2.4 GHz antenna



Photo 10: 2.4 GHz antenna

Document history

Version	Applied changes	Date of release
	initial release	2021-03-12

- END OF DOCUMENT -
