

TEST REPORT FOR FCC
Class II PERMISSIVE CHANGE
On Behalf of
Amtran Technology Co., Ltd.
Bluetooth Embedded Module
Total Model No.: BCM92046MD_EMB
FCC ID: MDZSV422XVT-BT

Prepared for : Amtran Technology Co., Ltd.
17F, No.268, Lien Chen Rd., Chung Ho City,
Taipei County, Taiwan, 235 R.O.C.

Prepared by : AUDIX Technology Corporation
EMC Department
No. 53-11, Tin-Fu Tsun, Lin-Kou,
Taipei, Taiwan

Tel : (02) 2609-9301, 2609-2133
Fax: (02) 2609-9303

File Number : EM990408BR1
Report Number : EM-F990211
Date of Test : Mar. 01 ~ 11, 2010
Date of Report : Mar. 15, 2010

TABLE OF CONTENTS

Description	Page
TEST REPORT CERTIFICATION	3
1. DESCRIPTION OF VERSION	3
2. GENERAL INFORMATION	5
2.1. Description of Device (EUT).....	5
2.2. Tested Supporting System Details	6
2.3. Description of Test Facility	6
2.4. Measurement Uncertainty	7
3. CONDUCTED EMISSION MEASUREMENT.....	8
4. RADIATED EMISSION MEASUREMENT	9
4.1. Test Equipment.....	9
4.2. Test Setup	9
4.3. Radiated Emission Limits (§15.209)	11
4.4. Operating Condition of EUT	11
4.5. Test Procedure	11
4.6. Radiated Emission Measurement Results.....	12
5. MAXIMUM PEAK OUTPUT POWER MEASUREMENT	34
5.1. Test Equipment.....	34
5.2. Block Diagram of Test Setup.....	34
5.3. Specification Limits (§15.247(b)-(1)).....	34
5.4. Operating Condition of EUT	34
5.5. Test Procedure follow DA00-705.....	34
5.6. Test Results.....	35
6. DEVIATION TO TEST SPECIFICATIONS	36
7. PHOTOGRAPHS	37
7.1. Photos of Radiated Measurement at Semi-Anechoic Chamber	37
7.2. Photo of Maximum Peak Output Power Measurement	39

Appendix

TEST REPORT CERTIFICATION (Class II Permissive Change)

Applicant : Amtran Technology Co., Ltd.
 EUT Description : Bluetooth Embedded Module
 FCC ID : MDZSV422XVT-BT
 (A) MODEL NO. : BCM92046MD_EMB
 (B) SERIAL NO. : N/A
 (C) POWER SUPPLY : DC 5V
 (D) TEST VOLTAGE : AC 120V, 60Hz (Via Notebook PC)

Measurement Procedure Used:

FCC RULES AND REGULATIONS PART 15 SUBPART C, July. 2008
 AND ANSI C63.4/2003

(FCC CFR 47 Part 15C, §15.205, §15.207, §15.209 and §15.247)

The device described above was tested by AUDIX Technology Corporation to determine the maximum emission levels emanating from the device. The maximum emission levels were compared to the FCC Part 15 subpart C limits.

The measurement results are contained in this test report and AUDIX Technology Corporation is assumed full responsibility for the accuracy and completeness of these measurements. Also, this report shows that the EUT to be technically compliant with the FCC official limits.


This report applies to above tested sample only. This report shall not be reproduced in part without written approval of AUDIX Technology Corporation.

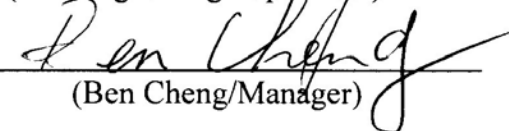
This report is based on reports of EM-F980571, EM-F980656.

Date of Test: Mar. 01 ~ 11, 2010 Date of Report: Mar. 15, 2010

Date of Test of Original: Aug. 03 ~ 05, 2009 Date of Original: Aug. 13, 2009

Producer : 
 (Nita Lee/Administrator)

Review: 
 (Henning Chang/Supervisor)

Signatory: 
 (Ben Cheng/Manager)

1. DESCRIPTION OF VERSION

Edition No.	Date of Rev.	Summary	Report No.
Rev. 0	Aug. 13, 2009	Original Report.	EM-F980571
Rev. 1	Sep. 01, 2009	<ol style="list-style-type: none"> 1. There is no hardware or electrical modification made to the applying modular transmitter itself. The changes filed under this application are adding LCD TV Model VIZIO VF552XVT collocated with Bluetooth Embedded Module, FCC ID: MDZSV422XVT-BT. 2. Supplementary test data are recorded in report EM-F980656. 	EM-F980656
Rev. 2	Mar. 15, 2010	<ol style="list-style-type: none"> 1. The changes filed under this application are adding LCD TV Model VIZIO M470NV collocated with Bluetooth Embedded Module, FCC ID: MDZSV422XVT-BT. And the PCB's electronic circuit changes are described at appendix. 2. Supplementary test data are recorded in test report. 	EM-F990211

2. GENERAL INFORMATION

2.1. Description of Device (EUT)

Description	:	Bluetooth Embedded Module
Model Number	:	BCM92046MD_EMB
FCC ID	:	MDZSV422XVT-BT
Applicant	:	Amtran Technology Co., Ltd. 17F, No.268, Lien Chen Rd., Chung Ho City, Taipei County, Taiwan, 235 R.O.C.
Fundamental Range	:	2400MHz ~ 2483.5MHz
Channel Number	:	79
Radio Technology	:	FHSS Modulation
Antenna Gain	:	1.87dBi
Date of Receipt of Sample	:	Feb. 04, 2010
Date of Test	:	Mar. 01 ~ 11, 2010

Information for Class II Permissive Change:

1. This EUT is additional version with original FCC ID MDZSV422XVT-BT.
2. The changes filed under this application are adding LCD TV Model VIZIO M470NV collocated with Bluetooth Embedded Module, FCC ID: MDZSV422XVT-BT. And the PCB's electronic circuit changes are described at appendix.
3. This report is based on reports of EM-F980571 & EM-F980656.

2.2. Tested Supporting System Details

2.2.1. LCD TV (HOST)

Model Number : VIZIO M470NV
Serial Number : N/A
BSMI ID : R31421
FCC ID : FCC By DoC
Manufacturer : VIZIO
Power Cord : Non-Shielded, Detachable, 1.8m

2.2.2. NOTEBOOK PC

Model Number : PP2130
Serial Number : 5Y32KSQZ40ME
BSMI ID : 3912A556
FCC ID : FCC By DoC
Manufacturer : LG (Brand Compaq)
Power Adapter : COMPAQ, M/N PA-1650-02C
DC Power Cord: Shielded, Undetachable, 1.8m
Bonded a ferrite core
AC Power Cord: Non-Shielded, Undetachable, 1.8m

2.3. Description of Test Facility

Name of Firm : **AUDIX Technology Corporation**
EMC Department
No. 53-11, Tin-Fu Tsun, Lin-Kou Hsiang,
Taipei County, Taiwan, R.O.C.

Test Site : **Semi-Anechoic Chamber**
No. 53-11, Tin-Fu Tsun, Lin-Kou Hsiang,
Taipei Hsien, Taiwan
May 14, 2009 Renewal on
Federal Communication Commission
Registration Number: 90993

NVLAP Lab. Code : 200077-0

TAF Accreditation No : 1724

2.4. Measurement Uncertainty

Test Item	Frequency Range	Uncertainty (dB)
Radiation Test (Distance: 3m)	30MHz~300MHz	±2.91dB
	300MHz~1000MHz	±2.94dB
	Above 1GHz	± 5.02dB

Remark : Uncertainty = $ku_c(y)$

Test Item	Uncertainty
20dB Bandwidth	± 0.2kHz
Carrier Frequency Separation	± 0.2kHz
Time Of Occupancy	± 0.03sec
Maximum peak Output power	± 0.52dBm
Emission Limitations	± 0.13dB
Band Edges	± 0.13dB

3. CONDUCTED EMISSION MEASUREMENT

【The EUT only employs DC power for operation, no conductive emission limits are required according to FCC Part 15 Section §15.207】

4. RADIATED EMISSION MEASUREMENT

4.1. Test Equipment

The following test equipment was used during the radiated emission measurement:

4.1.1. For Frequency 30MHz~1000MHz (at Semi-Anechoic Chamber)

Item	Type	Manufacturer	Model No.	Serial No.	Last Cal.	Next Cal.
1.	Spectrum Analyzer	HP	8564EC	3946A00249	Oct. 27, 09'	Oct. 26, 10'
2.	Test Receiver	R&S	ESCS30	100265	Aug. 28, 09'	Aug. 27, 10'
3.	Pre-Amplifier	HP	8447D	2944A06305	Feb. 03, 10'	Feb. 02, 11'
4.	Biconical Antenna	CHASE	VBA6106A	1264	Mar. 20, 09'	Mar. 19, 10'
5.	Log Periodic Antenna	Schwarzbeck	UHALP9108 -A	0810	Mar. 20, 09'	Mar. 19, 10'

4.1.2. For Frequency Above 1GHz (at Semi-Anechoic Chamber)

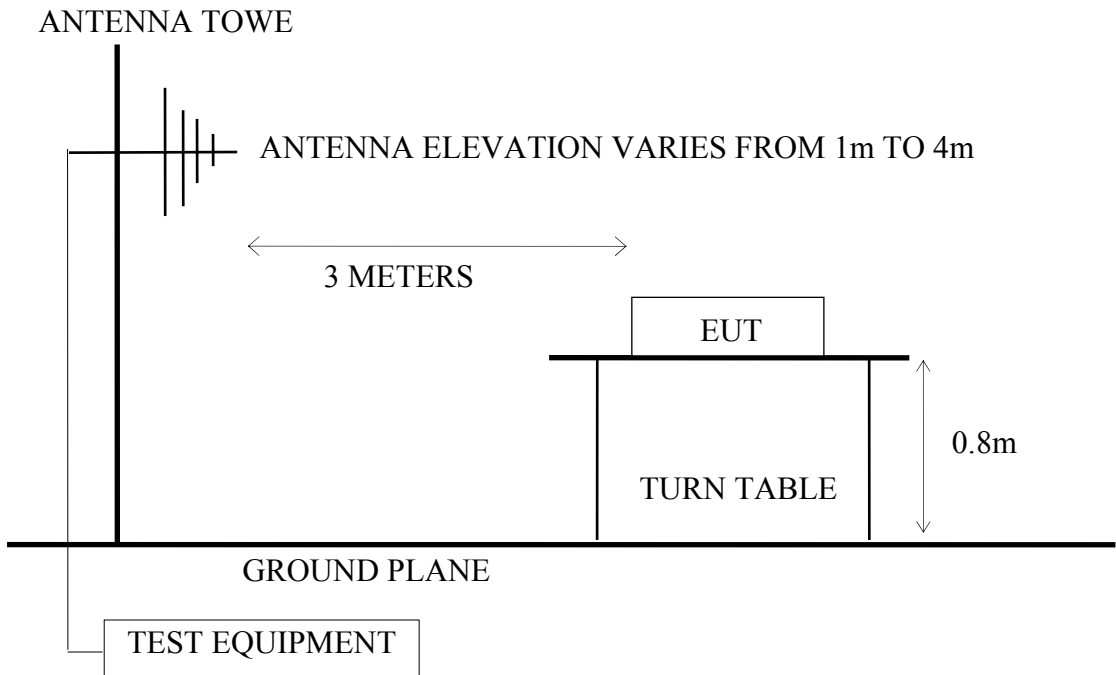
Item	Type	Manufacturer	Model No.	Serial No.	Last Cal.	Next Cal.
1.	Spectrum Analyzer	HP	8564EC	3946A00249	Oct. 27, 09'	Oct. 26, 10'
2.	Amplifier	HP	8449B	3008A01284	Jun. 17, 09'	Jun. 16, 10'
3.	Horn Antenna	EMCO	3115	9112-3775	May 15, 09'	May 14, 10'
4.	Horn Antenna	EMCO	3116	2653	Oct. 02, 09'	Oct. 01, 10'

4.2. Test Setup

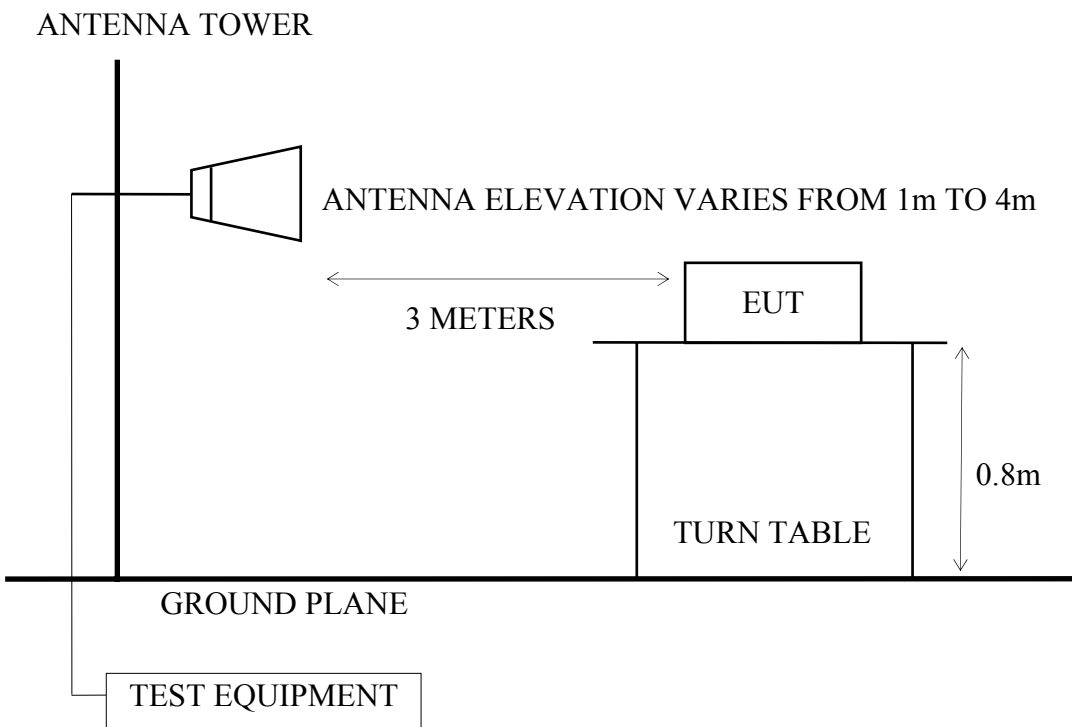
4.2.1. Block Diagram of connection between EUT and simulators



4.2.2. Semi-Anechoic Chamber (3m) Setup Diagram for 30-1000MHz



4.2.3. Semi-Anechoic Chamber (3m) Setup Diagram for above 1GHz



4.3. Radiated Emission Limits (§15.209)

Frequency MHz	Distance Meters	Field Strengths Limits	
		$\mu\text{V/m}$	$\text{dB}\mu\text{V/m}$
30 ~ 88	3	100	40.0
88 ~ 216	3	150	43.5
216 ~ 960	3	200	46.0
Above 960	3	500	54.0
Above 1000	3	74.0 $\text{dB}\mu\text{V/m}$ (Peak) 54.0 $\text{dB}\mu\text{V/m}$ (Average)	

- Remark :
- (1) Emission level ($\text{dB}\mu\text{V/m}$) = 20 log Emission level ($\mu\text{V/m}$)
 - (2) The tighter limit applies at the edge between two frequency bands.
 - (3) Distance refers to the distance in meters between the measuring instrument antenna and the closed point of any part of the device or system.
 - (4) The limits in this table are based on CFR 47 Part 15.205(a)(b) and Part 15.209 (a).
 - (5) The over 1GHz limit, FCC limit is used based on CFR 47 Part 15.35 (b) and Part 15.205(b) & Part 15.209(e) and Part 15.207(c).

4.4. Operating Condition of EUT

- 4.4.1. Set up the EUT (Bluetooth Embedded Module) and simulator as shown on 3.2.1.
- 4.4.2. To turn on the power of all equipment.
- 4.4.3. The EUT was set to continuously transmit signals at 2402MHz, 2441MHz and 2480MHz during testing.
- 4.4.4. The EUT was set to continuously receive signals at 2441MHz during testing.

4.5. Test Procedure

The EUT and its simulators were placed on a turn table which was 0.8 meter above the ground. The turn table rotated 360 degrees to determine the position of the maximum emission level. EUT was set to 3 meters away from the receiving antenna which was mounted on an antenna tower. The antenna moved up and down between 1 to 4 meters to find out the maximum emission level. Broadband antenna such as calibrated biconical and log-periodical antennas or horn antenna were used as a receiving antenna. Both horizontal and vertical polarization of the antenna were set on measurement. In order to find the maximum emission, all of the interface cables were manipulated according to FCC ANSI C63.4-2003 regulation.

The bandwidth of the R&S Test Receiver ESCS30 was set at 120kHz. (For 30MHz to 1000MHz)

The resolution bandwidth and video bandwidth of test spectrum analyzer is 1MHz for peak detection (PK) at frequency above 1GHz.

The resolution bandwidth of test spectrum analyzer is 1MHz and the video bandwidth is 3kHz for average detection (AV) at frequency above 1GHz.

The frequency range from 30MHz to 25GHz (Up to 10th harmonics from fundamental frequency) was checked. 30MHz to 1000MHz was measured with Quasi-Peak detector. Above 1GHz was measured with peak and average detector. For average reading in frequency from 5.5G to 25GHz, we checked it in 1 meter distance and with a shorter cable 2 meter instead of original's. There is no signal exist.

4.6. Radiated Emission Measurement Results

PASSED. All the emissions not reported below are too low against the official limits.

EUT : Bluetooth Embedded Module M/N : BCM92046MD_EMB

Test Date : Mar. 11, 2010 Temperature : 23 Humidity : 43 %

For Frequency Range 30MHz~1000MHz:

[Note: Three types of modulation (GFSK and 8-DPSK and $\pi/4$ -DQPSK) were evaluated but only the worst case (GFSK) was reported in section 4.6.1 & 4.6.2]

The EUT (Bluetooth Embedded Module) with following test modes was performed during this section testing and all the test results are listed in section 4.6.1.

Mode	Host (LCD TV)	Test Mode and Frequency	
1.	VIZIO M470NV	Transmitting	2402MHz (CH0)
2.			2441MHz (CH39)
3.			2480MHz (CH78)
4.		Receiving	2441MHz (CH39)

Remark 1 : Type of modulation: GFSK.

Remark 2 : All above final readings were measured with Quasi-Peak detector.

For Frequency above 1GHz:

The EUT (Bluetooth Embedded Module) with following test modes was performed during this section testing and all the test results are listed in section 4.6.2.

Mode	Host (LCD TV)	Test Mode and Frequency		Test Frequency Range
1.	VIZIO M470NV	Transmitting	2402MHz (CH0)	1000-2680MHz
2.				2680-5500MHz
3.				5500-18000MHz
4.				18000-25000MHz
5.		Transmitting	2441MHz (CH39)	1000-2680MHz
6.				2680-5500MHz
7.				5500-18000MHz
8.				18000-25000MHz
9.		Transmitting	2480MHz (CH78)	1000-2680MHz
10.				2680-5500MHz
11.				5500-18000MHz
12.				18000-25000MHz
13.		Receiving	2441MHz (CH39)	1000-2680MHz
14.				2680-5500MHz
15.				5500-18000MHz
16.				18000-25000MHz

Remark 1 : The emissions level were too low against the official limit and not report.

Remark 2 : Type of modulation: GFSK.

For Restricted Bands:

The EUT (Bluetooth Embedded Module) with following test modes was tested in restricted bands and all the test results are listed in section 4.6.3. (The restricted bands defined in part 15.205(a))

Mode	Host (LCD TV)	Type of Modulation	Test Mode and Frequency	Reference Test Data No.		
				Horizontal	Vertical	
1.	VIZIO M470NV	GFSK	Transmitting	2402MHz (CH0)	# 2, # 3	# 1 , # 4
2.				2480MHz (CH78)	# 5, # 8	# 6, # 7
3.		8-DPSK	Transmitting	2402MHz (CH0)	# 13, # 16	# 14 , # 15
4.				2480MHz (CH78)	# 12, # 9	# 11, # 10

[Note: Two types of modulation (GFSK and 8-DPSK) were reported in section 4.6.3]

4.6.1. 30MHz~ 1000MHz Frequency Range Measurement Result

Date of Test : Mar. 11, 2010 Temperature : 23
 EUT : Bluetooth Embedded Module Humidity : 43%
 (With Host LCD TV: VIZIO M470NV)
 Test Mode : Transmitting Mode, Frequency:
2402MHz (CH0)
Type of Modulation: GFSK

Emission Frequency MHz	Antenna Factor dB/m	Cable Loss dBμV	Meter Reading Horizontal dBμV/m	Emission Level Horizontal dBμV/m	Limits dB	Margin
224.000	21.96	3.30	9.01	34.27	46.00	11.73
296.750	26.59	4.00	6.99	37.58	46.00	8.42
418.000	16.93	5.04	8.12	30.09	46.00	15.91
713.850	23.07	6.60	7.88	37.55	46.00	8.45
750.710	23.35	6.70	6.79	36.84	46.00	9.16
837.040	24.94	7.10	2.20	34.24	46.00	11.76
918.520	24.82	7.40	-0.19	32.03	46.00	13.97

Remarks: 1. Emission Level= Antenna Factor + Cable Loss + Reading.
 2. The emission levels that are 20dB below the official limit are not reported.

Date of Test : Mar. 11, 2010 Temperature : 23
 EUT : Bluetooth Embedded Module Humidity : 43%
 (With Host LCD TV: VIZIO M470NV)
 Test Mode : Transmitting Mode, Frequency:
2402MHz (CH0)
Type of Modulation: GFSK

Emission Frequency MHz	Antenna Factor dB/m	Cable Loss dBμV	Meter Reading Vertical dBμV/m	Emission Level Vertical dBμV/m	Limits dB	Margin
34.850	22.85	1.20	7.28	31.32	40.00	8.68
211.390	21.75	3.20	7.85	32.80	43.50	10.70
299.660	26.77	3.90	1.09	31.76	46.00	14.24
509.180	19.29	6.80	11.51	37.60	46.00	8.40
837.040	24.94	7.10	0.32	32.36	46.00	13.64
865.170	26.00	7.20	-1.70	31.50	46.00	14.50

Remarks: 1. Emission Level= Antenna Factor + Cable Loss + Reading.
 2. The emission levels that are 20dB below the official limit are not reported.

Date of Test : Mar. 11, 2010 Temperature : 23
 EUT : Bluetooth Embedded Module Humidity : 43%
 (With Host LCD TV: VIZIO M470NV)
 Test Mode : Transmitting Mode, Frequency:
2441MHz (CH39)
Type of Modulation: GFSK

Emission Frequency MHz	Antenna Factor dB/m	Cable Loss dB μ V	Meter Reading Horizontal dB μ V/m	Emission Level Horizontal dB μ V/m	Limits dB	Margin
221.090	21.91	3.30	8.75	33.96	46.00	12.04
299.660	26.77	3.90	1.86	32.53	46.00	13.47
418.000	16.93	5.04	9.14	31.11	46.00	14.89
712.880	23.30	6.53	7.82	37.65	46.00	8.35
737.130	22.23	6.60	10.54	39.37	46.00	6.63
865.170	26.00	7.20	-1.01	32.19	46.00	13.81

Remarks: 1. Emission Level= Antenna Factor + Cable Loss + Reading.
 2. The emission levels that are 20dB below the official limit are not reported.

Date of Test : Mar. 11, 2010 Temperature : 23
 EUT : Bluetooth Embedded Module Humidity : 43%
 (With Host LCD TV: VIZIO M470NV)
 Test Mode : Transmitting Mode, Frequency:
2441MHz (CH39)
Type of Modulation: GFSK

Emission Frequency MHz	Antenna Factor dB/m	Cable Loss dB μ V	Meter Reading Vertical dB μ V/m	Emission Level Vertical dB μ V/m	Limits dB	Margin
33.880	23.12	1.10	6.33	30.55	40.00	9.45
210.420	21.77	3.20	9.31	34.28	43.50	9.22
400.540	17.66	4.80	7.12	29.58	46.00	16.42
543.130	19.16	6.99	3.60	29.75	46.00	16.25
712.880	23.30	6.53	-1.23	28.60	46.00	17.40
810.850	24.09	7.00	0.86	31.95	46.00	14.05
865.170	26.00	7.20	1.07	34.27	46.00	11.73
918.520	24.82	7.40	-1.04	31.18	46.00	14.82

Remarks: 1. Emission Level= Antenna Factor + Cable Loss + Reading.
 2. The emission levels that are 20dB below the official limit are not reported.

Date of Test : Mar. 11, 2010 Temperature : 23
 EUT : Bluetooth Embedded Module Humidity : 43%
 (With Host LCD TV: VIZIO M470NV)
 Test Mode : Transmitting Mode, Frequency:
2480MHz (CH78)
Type of Modulation: GFSK

Emission Frequency MHz	Antenna Factor dB/m	Cable Loss dB μ V	Meter Reading Horizontal dB μ V/m	Emission Level Horizontal dB μ V/m	Limits dB	Margin
220.120	21.91	3.30	9.07	34.28	46.00	11.72
299.660	26.77	3.90	2.28	32.95	46.00	13.05
357.860	15.90	4.40	9.08	29.38	46.00	16.62
536.340	19.47	7.07	3.91	30.45	46.00	15.55
712.880	23.30	6.53	8.52	38.35	46.00	7.65
749.740	23.25	6.70	7.69	37.64	46.00	8.36
865.170	26.00	7.20	-0.81	32.39	46.00	13.61

Remarks: 1. Emission Level= Antenna Factor + Cable Loss + Reading.
 2. The emission levels that are 20dB below the official limit are not reported.

Date of Test : Mar. 11, 2010 Temperature : 23
 EUT : Bluetooth Embedded Module Humidity : 43%
 (With Host LCD TV: VIZIO M470NV)
 Test Mode : Transmitting Mode, Frequency:
2480MHz (CH78) Ant. Position : Vertical
Type of Modulation: GFSK

Emission Frequency MHz	Antenna Factor dB/m	Cable Loss dB μ V	Meter Reading Vertical dB μ V/m	Emission Level Vertical dB μ V/m	Limits dB	Margin
37.760	21.58	1.20	8.25	31.03	40.00	8.97
207.510	21.88	3.10	7.55	32.53	43.50	10.97
400.540	17.66	4.80	7.78	30.24	46.00	15.76
513.060	19.95	6.80	5.70	32.45	46.00	13.55
810.850	24.09	7.00	0.30	31.39	46.00	14.61
865.170	26.00	7.20	1.25	34.46	46.00	11.54

Remarks: 1. Emission Level= Antenna Factor + Cable Loss + Reading.
 2. The emission levels that are 20dB below the official limit are not reported.

Date of Test : Mar. 11, 2010 Temperature : 23
 EUT : Bluetooth Embedded Module Humidity : 43%
 (With Host LCD TV: VIZIO M470NV)
 Test Mode : Receiving Mode, Frequency:
2441MHz (CH39)
Type of Modulation: GFSK

Emission Frequency MHz	Antenna Factor dB/m	Cable Loss dB μ V	Meter Reading Horizontal dB μ V/m	Emission Level Horizontal dB μ V/m	Limits dB	Margin
75.590	12.88	1.80	15.52	30.20	40.00	9.80
128.940	19.66	2.40	8.95	31.01	43.50	12.49
221.090	21.91	3.30	8.06	33.27	46.00	12.73
298.690	26.72	3.90	1.96	32.58	46.00	13.42
513.060	19.95	6.80	4.85	31.60	46.00	14.40
712.880	23.30	6.53	9.67	39.50	46.00	6.50
747.800	23.11	6.70	9.36	39.17	46.00	6.83
837.040	24.94	7.10	0.48	32.52	46.00	13.48

Remarks: 1. Emission Level= Antenna Factor + Cable Loss + Reading.
 2. The emission levels that are 20dB below the official limit are not reported.

Date of Test : Mar. 11, 2010 Temperature : 23
 EUT : Bluetooth Embedded Module Humidity : 43%
 (With Host LCD TV: VIZIO M470NV)
 Test Mode : Receiving Mode, Frequency:
2441MHz (CH39)
Type of Modulation: GFSK

Emission Frequency MHz	Antenna Factor dB/m	Cable Loss dB μ V	Meter Reading Vertical dB μ V/m	Emission Level Vertical dB μ V/m	Limits dB	Margin
37.760	21.58	1.20	8.60	31.38	40.00	8.62
210.420	21.77	3.20	10.15	35.12	43.50	8.38
418.000	16.93	5.04	11.83	33.80	46.00	12.20
513.060	19.95	6.80	8.93	35.68	46.00	10.32
810.850	24.09	7.00	3.11	34.20	46.00	11.80
837.040	24.94	7.10	2.24	34.28	46.00	11.72
865.170	26.00	7.20	2.27	35.47	46.00	10.53

Remarks: 1. Emission Level= Antenna Factor + Cable Loss + Reading.
 2. The emission levels that are 20dB below the official limit are not reported.

4.6.2. Above 1GHz Frequency Range Measurement Results

Date of Test : Mar. 11, 2010 Temperature : 23
 EUT : Bluetooth Embedded Module Humidity : 43%
 (With Host LCD TV: VIZIO M470NV)
 Test Mode : Transmitting Mode, Frequency:
2402MHz (CH0)
Type of Modulation: GFSK

Emission Frequency MHz	Antenna Factor dB/m	Cable Loss dBμV	Meter Reading Horizontal dBμV/m	Emission Level Horizontal dBμV/m	Limits dB	Margin
1283.920	25.12	4.78	31.46	61.36	74.00	12.64
1544.320	25.90	5.74	21.88	53.52	74.00	20.48
2140.720	27.84	6.04	23.85	57.73	74.00	16.27
2249.920	27.96	6.17	25.82	59.95	74.00	14.05
2569.120	28.45	6.58	16.98	52.01	74.00	21.99

- Remarks: 1. Emission Level= Antenna Factor + Cable Loss + Reading.
 2. The emission levels that are 20dB below the official limit are not reported.
 3. All final readings of measurement were with Peak values.

Emission Frequency MHz	Antenna Factor dB/m	Cable Loss dBμV	Meter Reading Horizontal dBμV/m	Emission Level Horizontal dBμV/m	Limits dB	Margin
1283.920	25.12	4.78	12.37	42.27	54.00	11.73
1544.320	25.90	5.74	9.01	40.65	54.00	13.35
2140.720	27.84	6.04	7.96	41.84	54.00	12.16
2249.920	27.96	6.17	8.15	42.28	54.00	11.72
2569.120	28.45	6.58	5.11	40.14	54.00	13.86

- Remarks: 1. Emission Level= Antenna Factor + Cable Loss + Reading.
 2. The emission levels that are 20dB below the official limit are not reported.
 3. All final readings of measurement were with Average values.

Date of Test : Mar. 11, 2010 Temperature : 23
 EUT : Bluetooth Embedded Module Humidity : 43%
 (With Host LCD TV: VIZIO M470NV)
 Test Mode : Transmitting Mode, Frequency:
2402MHz (CH0)
Type of Modulation: GFSK

Emission Frequency MHz	Antenna Factor dB/m	Cable Loss dB μ V	Meter Reading Vertical dB μ V/m	Emission Level Vertical dB μ V/m	Limits dB	Margin
1288.960	25.12	4.80	18.15	48.07	74.00	25.93
1574.560	26.03	5.98	18.40	50.41	74.00	23.59
1784.560	26.83	7.01	15.91	49.76	74.00	24.24
2154.160	27.86	6.05	18.35	52.25	74.00	21.75
2569.120	28.45	6.58	10.84	45.87	74.00	28.13

- Remarks: 1. Emission Level= Antenna Factor + Cable Loss + Reading.
 2. The emission levels that are 20dB below the official limit are not reported.
 3. All final readings of measurement were with Peak values.

Emission Frequency MHz	Antenna Factor dB/m	Cable Loss dB μ V	Meter Reading Vertical dB μ V/m	Emission Level Vertical dB μ V/m	Limits dB	Margin
1288.960	25.12	4.80	10.33	40.25	54.00	13.75
1574.560	26.03	5.98	6.48	38.49	54.00	15.51
1784.560	26.83	7.01	6.74	40.58	54.00	13.42
2154.160	27.86	6.05	7.20	41.11	54.00	12.89
2569.120	28.45	6.58	5.55	40.58	54.00	13.42

- Remarks: 1. Emission Level= Antenna Factor + Cable Loss + Reading.
 2. The emission levels that are 20dB below the official limit are not reported.
 3. All final readings of measurement were with Average values.

Date of Test : Mar. 11, 2010 Temperature : 23

EUT : Bluetooth Embedded Module Humidity : 43%
(With Host LCD TV: VIZIO M470NV)

Test Mode : Transmitting Mode, Frequency:
2441MHz (CH39)
Type of Modulation: GFSK

Emission Frequency MHz	Antenna Factor dB/m	Cable Loss dB μ V	Meter Reading Horizontal dB μ V/m	Emission Level Horizontal dB μ V/m	Limits dB	Margin
1283.920	25.12	4.78	20.23	50.13	74.00	23.87
1972.720	27.57	5.99	19.09	52.65	74.00	21.35
2137.360	27.84	6.04	25.27	59.14	74.00	14.86
2249.920	27.96	6.17	25.80	59.93	74.00	14.07
2632.960	28.71	6.68	11.97	47.36	74.00	26.64

- Remarks: 1. Emission Level= Antenna Factor + Cable Loss + Reading.
2. The emission levels that are 20dB below the official limit are not reported.
3. All final readings of measurement were with Peak values.

Emission Frequency MHz	Antenna Factor dB/m	Cable Loss dB μ V	Meter Reading Horizontal dB μ V/m	Emission Level Horizontal dB μ V/m	Limits dB	Margin
1283.920	25.12	4.78	8.74	38.64	54.00	15.36
1972.720	27.57	5.99	7.87	41.43	54.00	12.57
2137.360	27.84	6.04	9.29	43.17	54.00	10.83
2249.920	27.96	6.17	8.67	42.80	54.00	11.20
2632.960	28.71	6.68	4.57	39.95	54.00	14.05

- Remarks: 1. Emission Level= Antenna Factor + Cable Loss + Reading.
2. The emission levels that are 20dB below the official limit are not reported.
3. All final readings of measurement were with Average values.

Date of Test : Mar. 11, 2010 Temperature : 23
 EUT : Bluetooth Embedded Module Humidity : 43%
 (With Host LCD TV: VIZIO M470NV)
 Test Mode : Transmitting Mode, Frequency:
2441MHz (CH39)
Type of Modulation: GFSK

Emission Frequency MHz	Antenna Factor dB/m	Cable Loss dB μ V	Meter Reading Vertical dB μ V/m	Emission Level Vertical dB μ V/m	Limits dB	Margin
1283.920	25.12	4.78	20.09	49.99	74.00	24.01
1540.960	25.90	5.70	19.86	51.47	74.00	22.53
1611.520	26.17	6.21	18.43	50.81	74.00	23.19
1779.520	26.83	7.04	16.05	49.93	74.00	24.07
2140.720	27.84	6.04	19.48	53.36	74.00	20.64
2582.560	28.52	6.60	12.66	47.77	74.00	26.23

- Remarks: 1. Emission Level= Antenna Factor + Cable Loss + Reading.
 2. The emission levels that are 20dB below the official limit are not reported.
 3. All final readings of measurement were with Peak values.

Emission Frequency MHz	Antenna Factor dB/m	Cable Loss dB μ V	Meter Reading Vertical dB μ V/m	Emission Level Vertical dB μ V/m	Limits dB	Margin
1283.920	25.32	4.78	10.28	40.39	54.00	13.61
1540.960	25.64	5.70	9.77	41.11	54.00	12.89
1611.520	26.00	6.21	7.09	39.30	54.00	14.70
1779.520	26.82	7.04	5.55	39.41	54.00	14.59
2140.720	28.10	6.04	6.28	40.42	54.00	13.58
2582.560	29.15	6.60	3.73	39.48	54.00	14.52

- Remarks: 1. Emission Level= Antenna Factor + Cable Loss + Reading.
 2. The emission levels that are 20dB below the official limit are not reported.
 3. All final readings of measurement were with Average values.

Date of Test : Mar. 11, 2010 Temperature : 23
 EUT : Bluetooth Embedded Module Humidity : 43%
(With Host LCD TV: VIZIO M470NV)
 Test Mode : Transmitting Mode, Frequency:
2480MHz (CH78)
Type of Modulation: GFSK

Emission Frequency MHz	Antenna Factor dB/m	Cable Loss dB μ V	Meter Reading Horizontal dB μ V/m	Emission Level Horizontal dB μ V/m	Limits dB	Margin
1283.920	25.12	4.78	21.66	51.56	74.00	22.44
1519.120	25.83	5.58	21.19	52.60	74.00	21.40
2002.960	27.70	5.86	21.73	55.29	74.00	18.71
2140.720	27.84	6.04	24.29	58.17	74.00	15.83
2254.960	27.96	6.17	24.80	58.93	74.00	15.07
2627.920	28.71	6.68	12.68	48.06	74.00	25.94

- Remarks: 1. Emission Level= Antenna Factor + Cable Loss + Reading.
 2. The emission levels that are 20dB below the official limit are not reported.
 3. All final readings of measurement were with Peak values.

Emission Frequency MHz	Antenna Factor dB/m	Cable Loss dB μ V	Meter Reading Horizontal dB μ V/m	Emission Level Horizontal dB μ V/m	Limits dB	Margin
1283.920	25.12	4.78	12.64	42.54	54.00	11.46
1519.120	25.83	5.58	11.10	42.51	54.00	11.49
2002.960	27.70	5.86	8.38	41.94	54.00	12.06
2140.720	27.84	6.04	6.70	40.58	54.00	13.42
2254.960	27.96	6.17	7.24	41.37	54.00	12.63
2627.920	28.71	6.68	4.26	39.64	54.00	14.36

- Remarks: 1. Emission Level= Antenna Factor + Cable Loss + Reading.
 2. The emission levels that are 20dB below the official limit are not reported.
 3. All final readings of measurement were with Average values.

Date of Test : Mar. 11, 2010 Temperature : 23

EUT : Bluetooth Embedded Module Humidity : 43%
 (With Host LCD TV: VIZIO M470NV)

Test Mode : Transmitting Mode, Frequency:
2480MHz (CH78)
Type of Modulation: GFSK

Emission Frequency MHz	Antenna Factor dB/m	Cable Loss dB μ V	Meter Reading Vertical dB μ V/m	Emission Level Vertical dB μ V/m	Limits dB	Margin
1283.920	25.12	4.78	20.85	50.75	74.00	23.25
1624.960	26.23	6.32	17.74	50.29	74.00	23.71
2145.760	27.84	6.04	18.29	52.17	74.00	21.83
2258.320	27.96	6.17	16.09	50.22	74.00	23.78
2611.120	28.64	6.64	14.11	49.40	74.00	24.60

- Remarks: 1. Emission Level= Antenna Factor + Cable Loss + Reading.
 2. The emission levels that are 20dB below the official limit are not reported.
 3. All final readings of measurement were with Peak values.

Emission Frequency MHz	Antenna Factor dB/m	Cable Loss dB μ V	Meter Reading Vertical dB μ V/m	Emission Level Vertical dB μ V/m	Limits dB	Margin
1283.920	25.12	4.78	9.74	39.64	54.00	14.36
1624.960	26.23	6.32	7.60	40.16	54.00	13.84
2145.760	27.84	6.04	8.07	41.95	54.00	12.05
2258.320	27.96	6.17	7.15	41.28	54.00	12.72
2611.120	28.64	6.64	4.96	40.25	54.00	13.75

- Remarks: 1. Emission Level= Antenna Factor + Cable Loss + Reading.
 2. The emission levels that are 20dB below the official limit are not reported.
 3. All final readings of measurement were with Average values.

Date of Test : Mar. 11, 2010 Temperature : 23
 EUT : Bluetooth Embedded Module Humidity : 43%
 (With Host LCD TV: VIZIO M470NV)
 Test Mode : Receiving Mode, Frequency:
2441MHz (CH39)
Type of Modulation: GFSK

Emission Frequency MHz	Antenna Factor dB/m	Cable Loss dB μ V	Meter Reading Horizontal dB μ V/m	Emission Level Horizontal dB μ V/m	Limits dB	Margin
1065.520	24.49	4.32	20.90	49.71	74.00	24.29
1283.920	25.12	4.78	24.13	54.03	74.00	19.97
1540.960	25.90	5.70	26.15	57.76	74.00	16.24
1994.560	27.70	5.91	22.57	56.18	74.00	17.82
2140.720	27.84	6.04	25.51	59.39	74.00	14.61
2249.920	27.96	6.17	24.61	58.74	74.00	15.26
2569.120	28.45	6.58	16.38	51.41	74.00	22.59

- Remarks: 1. Emission Level= Antenna Factor + Cable Loss + Reading.
 2. The emission levels that are 20dB below the official limit are not reported.
 3. All final readings of measurement were with Peak values.

Emission Frequency MHz	Antenna Factor dB/m	Cable Loss dB μ V	Meter Reading Horizontal dB μ V/m	Emission Level Horizontal dB μ V/m	Limits dB	Margin
1065.520	24.49	4.32	10.65	39.46	54.00	14.54
1283.920	25.12	4.78	11.84	41.74	54.00	12.26
1540.960	25.90	5.70	11.35	42.95	54.00	11.05
1994.560	27.70	5.91	9.57	43.18	54.00	10.82
2140.720	27.84	6.04	7.55	41.43	54.00	12.57
2249.920	27.96	6.17	7.12	41.25	54.00	12.75
2569.120	28.45	6.58	4.32	39.35	54.00	14.65

- Remarks: 1. Emission Level= Antenna Factor + Cable Loss + Reading.
 2. The emission levels that are 20dB below the official limit are not reported.
 3. All final readings of measurement were with Average values.

Date of Test : Mar. 11, 2010 Temperature : 23
 EUT : Bluetooth Embedded Module Humidity : 43%
 (With Host LCD TV: VIZIO M470NV)
 Test Mode : Receiving Mode, Frequency:
2441MHz (CH39)
Type of Modulation: GFSK

Emission Frequency MHz	Antenna Factor dB/m	Cable Loss dB μ V	Meter Reading Vertical dB μ V/m	Emission Level Vertical dB μ V/m	Limits dB	Margin
1070.560	24.49	4.33	18.61	47.43	74.00	26.57
1283.920	25.12	4.78	21.38	51.28	74.00	22.72
1540.960	25.90	5.70	21.99	53.60	74.00	20.40
2140.720	27.84	6.04	20.49	54.37	74.00	19.63
2246.560	27.94	6.16	17.53	51.63	74.00	22.37
2569.120	28.45	6.58	13.76	48.79	74.00	25.21

- Remarks: 1. Emission Level= Antenna Factor + Cable Loss + Reading.
 2. The emission levels that are 20dB below the official limit are not reported.
 3. All final readings of measurement were with Peak values.

Emission Frequency MHz	Antenna Factor dB/m	Cable Loss dB μ V	Meter Reading Vertical dB μ V/m	Emission Level Vertical dB μ V/m	Limits dB	Margin
1070.560	24.49	4.33	11.52	40.35	54.00	13.65
1283.920	25.12	4.78	11.34	41.24	54.00	12.76
1540.960	25.90	5.70	7.86	39.46	54.00	14.54
2140.720	27.84	6.04	6.70	40.58	54.00	13.42
2246.560	27.94	6.16	8.47	42.58	54.00	11.42
2569.120	28.45	6.58	5.72	40.75	54.00	13.25

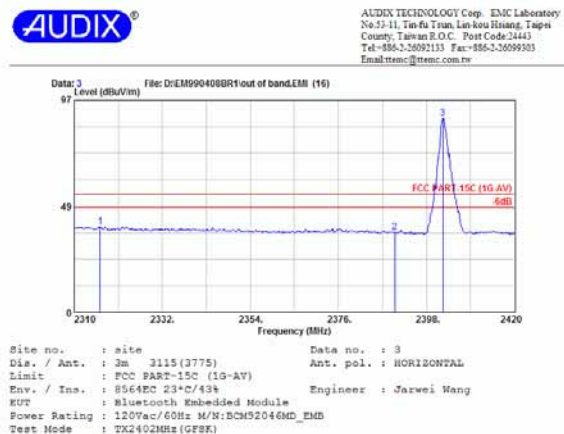
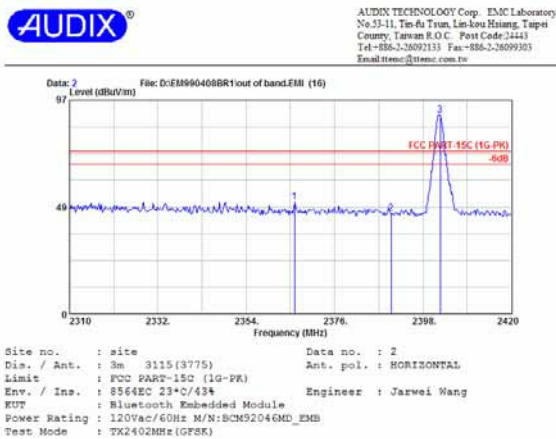
- Remarks: 1. Emission Level= Antenna Factor + Cable Loss + Reading.
 2. The emission levels that are 20dB below the official limit are not reported.
 3. All final readings of measurement were with Average values.

4.6.3. Restricted Bands Measurement Results

Date of Test :	Mar. 11, 2010	Temperature :	23
EUT :	Bluetooth Embedded Module (With Host LCD TV: VIZIO M470NV)	Humidity :	43%
Test Mode :	Transmitting Mode, Frequency: 2402MHz (CH0) Type of Modulation: GFSK	Test Voltage :	DC 5V

	Emission Frequency MHz	Antenna Factor dB/m	Cable Loss dBμV	Meter Reading Horizontal dBμV/m	Emission Level Horizontal dBμV/m	Limits dB	Margin
Fundamental	2402.290	28.10	6.36	55.94	90.40		
Peak *	2365.990	28.06	6.30	16.62	50.98	74.00	23.02
Fundamental	2402.070	28.10	6.36	54.42	88.88		
Average *	2316.490	28.01	6.24	4.83	39.08	54.00	14.92

- Remark :
1. Emission Level = Antenna Factor + Cable Loss + Meter Reading.
 2. Low frequency section (spurious in the restricted band 2310-2420MHz).
 3. '*' The field strength of emission appearing within Part 15.205(a) shall not exceed the limits shown in section 15.209.



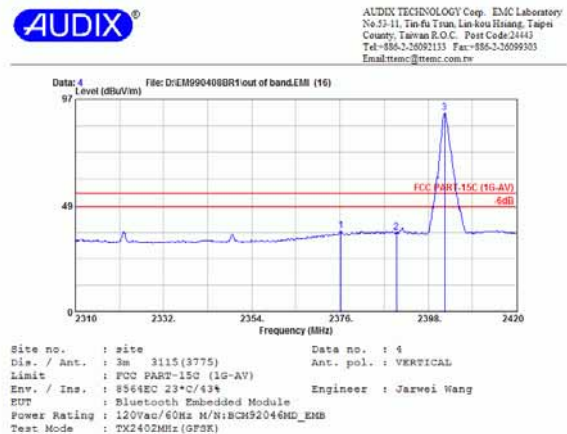
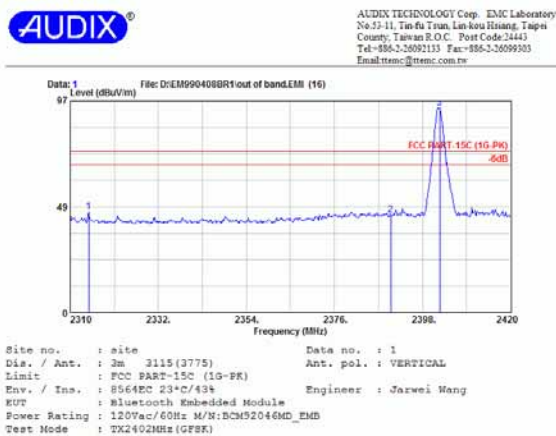
Date of Test : Mar. 11, 2010 Temperature : 23

EUT : Bluetooth Embedded Module (With Host LCD TV: VIZIO M470NV) Humidity : 43%

Test Mode : Transmitting Mode, Frequency: 2402MHz (CH0) Test Voltage : DC 5V
Type of Modulation: GFSK

	Emission Frequency MHz	Antenna Factor dB/m	Cable Loss dB μ V	Meter Reading Vertical dB μ V/m	Emission Level Vertical dB μ V/m	Limits dB	Margin
Fundamental	2402.290	28.10	6.36	59.35	93.81		
Peak *	2314.620	28.01	6.24	11.90	46.15	74.00	27.85
Fundamental	2402.070	28.10	6.36	56.37	90.83		
Average *	2376.220	28.08	6.32	2.58	36.98	54.00	17.02

- Remark : 1. Emission Level = Antenna Factor + Cable Loss + Meter Reading.
 2. Low frequency section (spurious in the restricted band 2310-2420MHz).
 3. ‘*’ The field strength of emission appearing within Part 15.205(a) shall not exceed the limits shown in section 15.209.



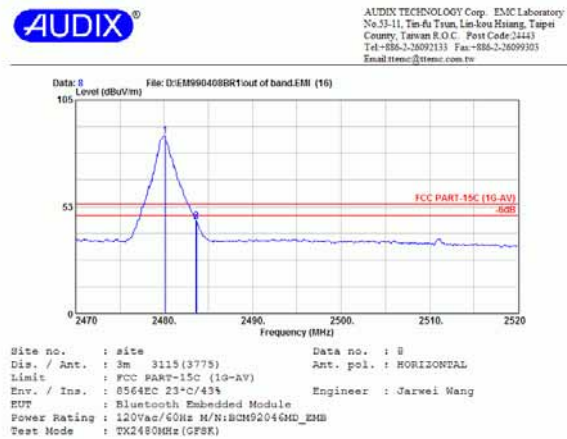
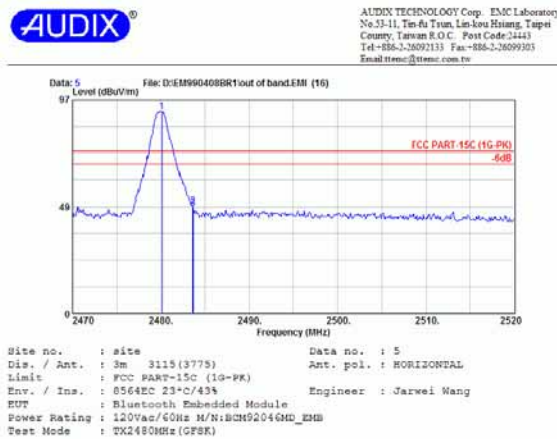
Date of Test : Mar. 11, 2010 Temperature : 23

EUT : Bluetooth Embedded Module (With Host LCD TV: VIZIO M470NV) Humidity : 43%

Test Mode : Transmitting Mode, Frequency: 2480MHz (CH78) Test Voltage : DC 5V
Type of Modulation: GFSK

	Emission Frequency MHz	Antenna Factor dB/m	Cable Loss dB μ V	Meter Reading Horizontal dB μ V/m	Emission Level Horizontal dB μ V/m	Limits dB	Margin
Fundamental	2480.100	28.18	6.44	57.01	91.63		
Peak *	2483.600	28.18	6.45	13.89	48.52	74.00	25.48
Fundamental	2480.100	28.18	6.44	52.68	87.30		
Average *	2483.600	28.18	6.45	10.94	45.57	54.00	8.43

- Remark : 1. Emission Level = Antenna Factor + Cable Loss + Meter Reading.
 2. Low frequency section (spurious in the restricted band 2470-2520MHz).
 3. ‘*’ The field strength of emission appearing within Part 15.205(a) shall not exceed the limits shown in section 15.209.



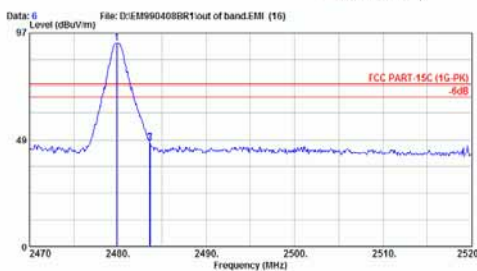
Date of Test : Mar. 11, 2010 Temperature : 23

EUT : Bluetooth Embedded Module (With Host LCD TV: VIZIO M470NV) Humidity : 43%

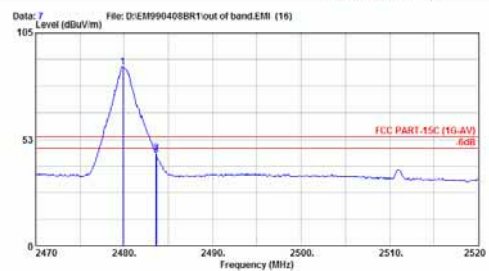
Test Mode : Transmitting Mode, Frequency: 2480MHz (CH78) Test Voltage : DC 5V
Type of Modulation: GFSK

	Emission Frequency MHz	Antenna Factor dB/m	Cable Loss dB μ V	Meter Reading Vertical dB μ V/m	Emission Level Vertical dB μ V/m	Limits dB	Margin
Fundamental	2479.850	28.18	6.44	57.92	92.54		
Peak *	2483.600	28.18	6.45	12.79	47.42	74.00	26.58
Fundamental	2479.850	28.18	6.44	53.55	88.17		
Average *	2483.600	28.18	6.45	11.01	45.64	54.00	8.36

- Remark : 1. Emission Level = Antenna Factor + Cable Loss + Meter Reading.
 2. Low frequency section (spurious in the restricted band 2470-2520MHz).
 3. ‘*’ The field strength of emission appearing within Part 15.205(a) shall not exceed the limits shown in section 15.209.



Site no. : site Data no. : 6
 Dis. / Ant. : 3m 3115 (3775) Ant. pol. : VERTICAL
 Limit : FCC PART-15C (1G-PK)
 Env. / Ins. : 0564EC 23°C/43% Engineer : Jarwei Wang
 EUT : Bluetooth Embedded Module
 Power Rating : 120Vac/60Hz M/N:BCH92046MD_EMB
 Test Mode : TX2480MHz (GFSK)

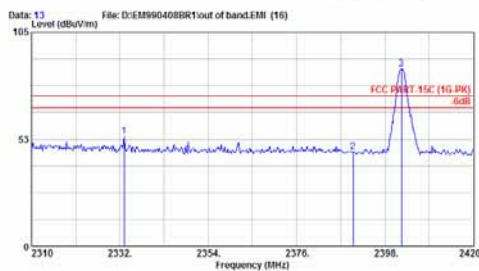


Site no. : site Data no. : 7
 Dis. / Ant. : 3m 3115 (3775) Ant. pol. : VERTICAL
 Limit : FCC PART-15C (1G-AV)
 Env. / Ins. : 0564EC 23°C/43% Engineer : Jarwei Wang
 EUT : Bluetooth Embedded Module
 Power Rating : 120Vac/60Hz M/N:BCH92046MD_EMB
 Test Mode : TX2480MHz (GFSK)

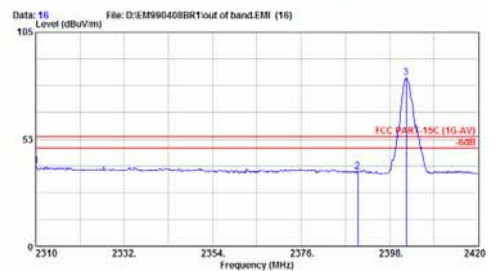
Date of Test : Mar. 11, 2010 Temperature : 23
 EUT : Bluetooth Embedded Module Humidity : 43%
 (With Host LCD TV: VIZIO M470NV)
 Test Mode : Transmitting Mode, Frequency: Test Voltage : DC 5V
2402MHz (CH0)
Type of Modulation: 8-DPSK

	Emission Frequency MHz	Antenna Factor dB/m	Cable Loss dB μ V	Meter Reading Horizontal dB μ V/m	Emission Level Horizontal dB μ V/m	Limits dB	Margin
Fundamental	2402.070	28.10	6.36	52.40	86.86		
Peak *	2332.990	28.03	6.27	19.38	53.68	74.00	20.32
Fundamental	2402.070	28.10	6.36	48.16	82.62		
Average *	2310.000	28.01	6.23	5.07	39.31	54.00	14.69

- Remark : 1. Emission Level = Antenna Factor + Cable Loss + Meter Reading.
 2. Low frequency section (spurious in the restricted band 2310-2420MHz).
 3. ‘*’ The field strength of emission appearing within Part 15.205(a) shall not exceed the limits shown in section 15.209.



Data no. : 13
 Site no. : site
 Dis. / Ant. : 3m 3115 (3775) Ant. pol. : HORIZONTAL
 Limit : FCC PART-15C (16-PK)
 Env. / Ins. : 0564EC 23°C/43% Engineer : Jarwei Wang
 EUT : Bluetooth Embedded Module
 Power Rating : 120Vac/60Hz M/N:BCH92046MD_EMB
 Test Mode : EX2480MHz (8DPSK)



Data no. : 16
 Site no. : site
 Dis. / Ant. : 3m 3115 (3775) Ant. pol. : HORIZONTAL
 Limit : FCC PART-15C (16-AV)
 Env. / Ins. : 0564EC 23°C/43% Engineer : Jarwei Wang
 EUT : Bluetooth Embedded Module
 Power Rating : 120Vac/60Hz M/N:BCH92046MD_EMB
 Test Mode : EX2480MHz (8DPSK)

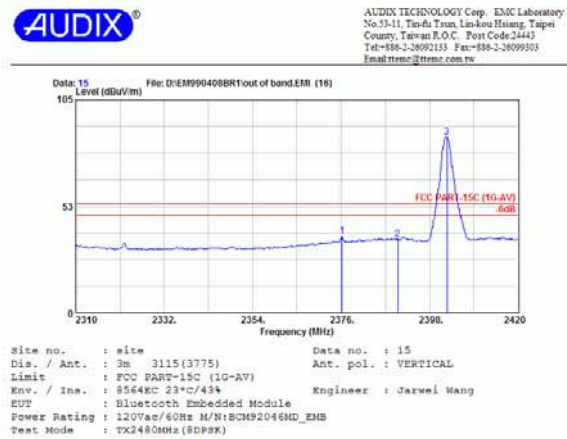
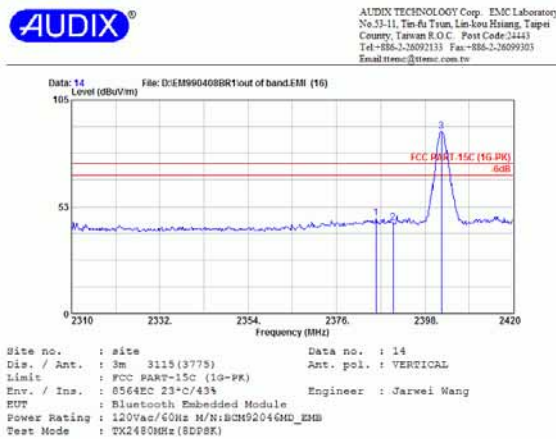
Date of Test : Mar. 11, 2010 Temperature : 23

EUT : Bluetooth Embedded Module
(With Host LCD TV: VIZIO M470NV) Humidity : 43%

Test Mode : Transmitting Mode, Frequency:
2402MHz (CH0) Test Voltage : DC 5V
Type of Modulation: 8-DPSK

	Emission Frequency MHz	Antenna Factor dB/m	Cable Loss dB μ V	Meter Reading Vertical dB μ V/m	Emission Level Vertical dB μ V/m	Limits dB	Margin
Fundamental	2402.070	28.10	6.36	55.08	89.54		
Peak *	2385.790	28.10	6.33	12.54	46.97	74.00	27.03
Fundamental	2402.290	28.10	6.36	52.14	86.60		
Average *	2376.220	28.08	6.32	3.11	37.51	54.00	16.49

- Remark : 1. Emission Level = Antenna Factor + Cable Loss + Meter Reading.
 2. Low frequency section (spurious in the restricted band 2310-2420MHz).
 3. ‘*’ The field strength of emission appearing within Part 15.205(a) shall not exceed the limits shown in section 15.209.



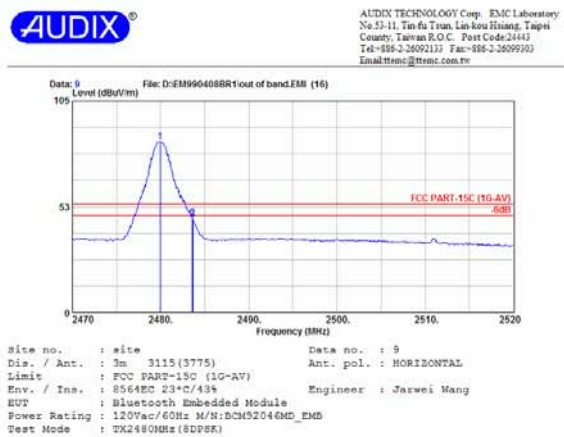
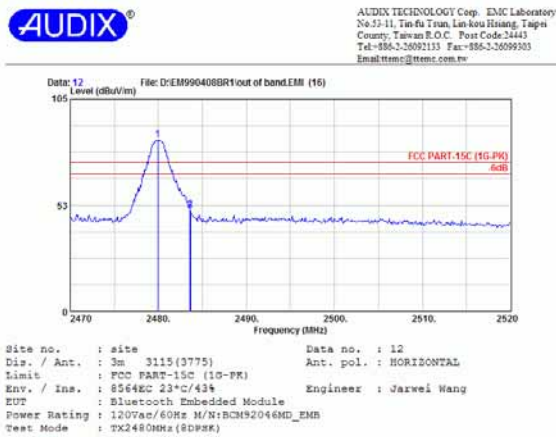
Date of Test : Mar. 11, 2010 Temperature : 23

EUT : Bluetooth Embedded Module (With Host LCD TV: VIZIO M470NV) Humidity : 43%

Test Mode : Transmitting Mode, Frequency: 2480MHz (CH78) Test Voltage : DC 5V
Type of Modulation: 8-DPSK

	Emission Frequency MHz	Antenna Factor dB/m	Cable Loss dB μ V	Meter Reading Horizontal dB μ V/m	Emission Level Horizontal dB μ V/m	Limits dB	Margin
Fundamental	2479.950	28.18	6.44	50.24	84.86		
Peak *	2483.600	28.18	6.45	15.88	50.51	74.00	23.49
Fundamental	2479.950	28.18	6.44	50.13	84.75		
Average *	2483.600	28.18	6.45	12.14	46.77	54.00	7.23

- Remark : 1. Emission Level = Antenna Factor + Cable Loss + Meter Reading.
 2. Low frequency section (spurious in the restricted band 2470-2520MHz).
 3. ‘*’ The field strength of emission appearing within Part 15.205(a) shall not exceed the limits shown in section 15.209.



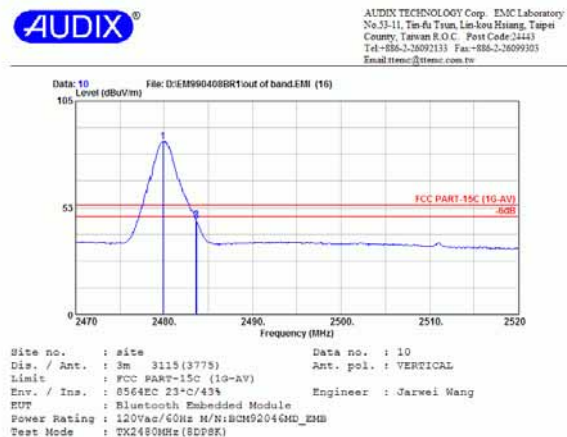
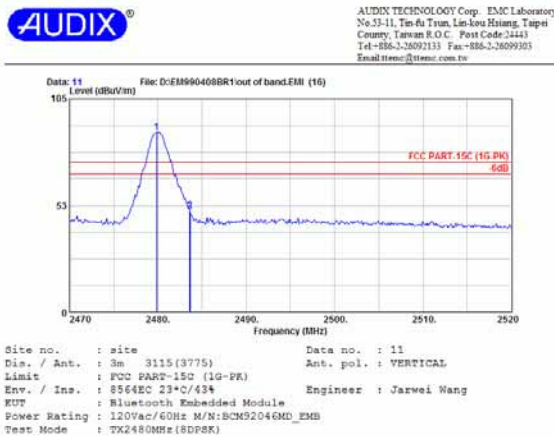
Date of Test : Mar. 11, 2010 Temperature : 23

EUT : Bluetooth Embedded Module (With Host LCD TV: VIZIO M470NV) Humidity : 43%

Test Mode : Transmitting Mode, Frequency: 2480MHz (CH78) Test Voltage : DC 5V
Type of Modulation: 8-DPSK

	Emission Frequency MHz	Antenna Factor dB/m	Cable Loss dB μ V	Meter Reading Vertical dB μ V/m	Emission Level Vertical dB μ V/m	Limits dB	Margin
Fundamental	2479.850	28.18	6.44	53.84	88.46		
Peak *	2483.600	28.18	6.45	15.46	50.09	74.00	23.91
Fundamental	2479.850	28.18	6.44	50.34	84.96		
Average *	2483.600	28.18	6.45	11.73	46.36	54.00	7.64

- Remark : 1. Emission Level = Antenna Factor + Cable Loss + Meter Reading.
 2. Low frequency section (spurious in the restricted band 2470-2520MHz).
 3. "*" The field strength of emission appearing within Part 15.205(a) shall not exceed the limits shown in section 15.209.



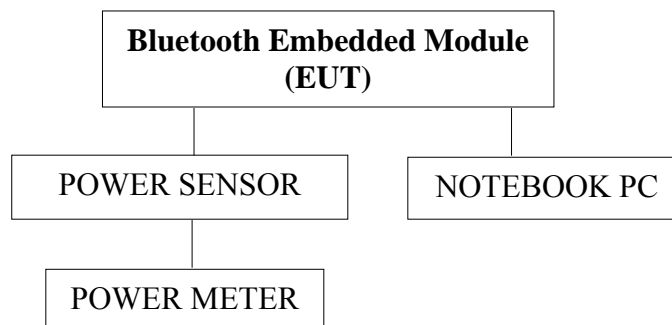
5. MAXIMUM PEAK OUTPUT POWER MEASUREMENT

5.1. Test Equipment

The following test equipment was used during the maximum peak output power measurement:

Item	Type	Manufacturer	Model No.	Serial No.	Last Cal.	Next Cal.
1.	Power Meter	Antrisu	ML2487A	6K00005406	Feb. 11, 10'	Feb. 10, 11'
2.	Power Sensor	Antrisu	MA2491A	030873	Feb. 11, 10'	Feb. 10, 11'

5.2. Block Diagram of Test Setup



5.3. Specification Limits (§15.247(b)-(1))

The Limits of maximum Peak Output Power for frequency hopping systems in 2400-2483.5MHz is: 0.125Watt. (21dBm)

5.4. Operating Condition of EUT

- 5.4.1. Set up the EUT and simulator as shown on 5.2.
- 5.4.2. To turn on the power of all equipment.
- 5.4.3. The EUT (Bluetooth Embedded Module) was on transmitting frequency function during the testing.

5.5. Test Procedure follow DA00-705

The transmitter output was connected to the spectrum analyzer.
 Span can encompass the waveform
 RBW=VBW=1MHz
 Sweep=Auto

5.6. Test Results

PASSED. All the test results are attached in next pages.

[Note: Two types of modulation (GFSK and 8-DPSK) were reported in this report.]

EUT : Bluetooth Embedded Module M/N : BCM92046MD_EMB

Test Date : Mar. 01, 2010 Temperature : 23 Humidity : 46 %

5.6.1.Type of Modulation: GFSK

No.	Channel	Test Frequency	Peak Output Power	Limit
1.	0	2402MHz	1.26dBm	21dBm
2.	39	2441MHz	1.18dBm	21dBm
3.	78	2480MHz	0.80dBm	21dBm

5.6.2.Type of Modulation: 8-DPSK

No.	Channel	Test Frequency	Peak Output Power	Limit
1.	0	2402MHz	-1.44dBm	21dBm
2.	39	2441MHz	-2.29dBm	21dBm
3.	78	2480MHz	-4.88dBm	21dBm

6. DEVIATION TO TEST SPECIFICATIONS

【NONE】