

10. PHOTOGRAPHS

10.1. Photos of Powerline Conducted Emission Measurement



FRONT VIEW OF CONDUCTED MEASUREMENT



BACK VIEW OF CONDUCTED MEASUREMENT

10.2.Photos of Radiated Measurement at Semi-Anechoic Chamber

10.2.1. Frequency Range 30MHz-1GHz



FRONT VIEW OF RADIATED MEASUREMENT



BACK VIEW OF RADIATED MEASUREMENT

10.2.2. Frequency Range Above 1GHz



FRONT VIEW OF RADIATED MEASUREMENT




BACK VIEW OF RADIATED MEASUREMENT


10.3.Photo of 6dB Bandwidth Measurement (Conducted)




10.4.Photo of Maximum Peak Output Power Measurement (Conducted)



10.5.Photo of Emission Limitations Measurement (Conducted)



10.6.Photo of Band Edges Measurement (Conducted)



10.7. Photo of Power Spectral Density Measurement (Conducted)

