

## 7. Occupied Bandwidth

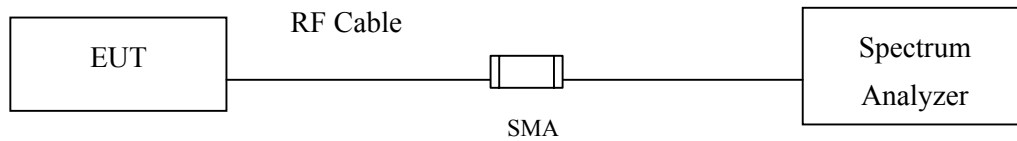
### 7.1. Test Equipment

	Equipment	Manufacturer	Model No./Serial No.	Last Cal.
	Spectrum Analyzer	R&S	FSP40 / 100170	Jun, 2012
	Spectrum Analyzer	Agilent	E4407B / US39440758	Jun, 2012
X	Spectrum Analyzer	Agilent	N9010A / MY48030495	Apr., 2012

Note:

1. All equipments are calibrated with traceable calibrations. Each calibration is traceable to the national or international standards.
2. The test instruments marked with “X” are used to measure the final test results.

### 7.2. Test Setup



### 7.3. Limits

The minimum bandwidth shall be at least 500 kHz.

### 7.4. Test Procedure

The EUT was setup according to ANSI C63.4: 2003; tested according to DTS test procedure of Jan. 2012 KDB558074 for compliance to FCC 47CFR 15.247 requirements.

Set RBW = 1-5% of the emission bandwidth, VBW $\geq$ 3\*RBW

### 7.5. Uncertainty

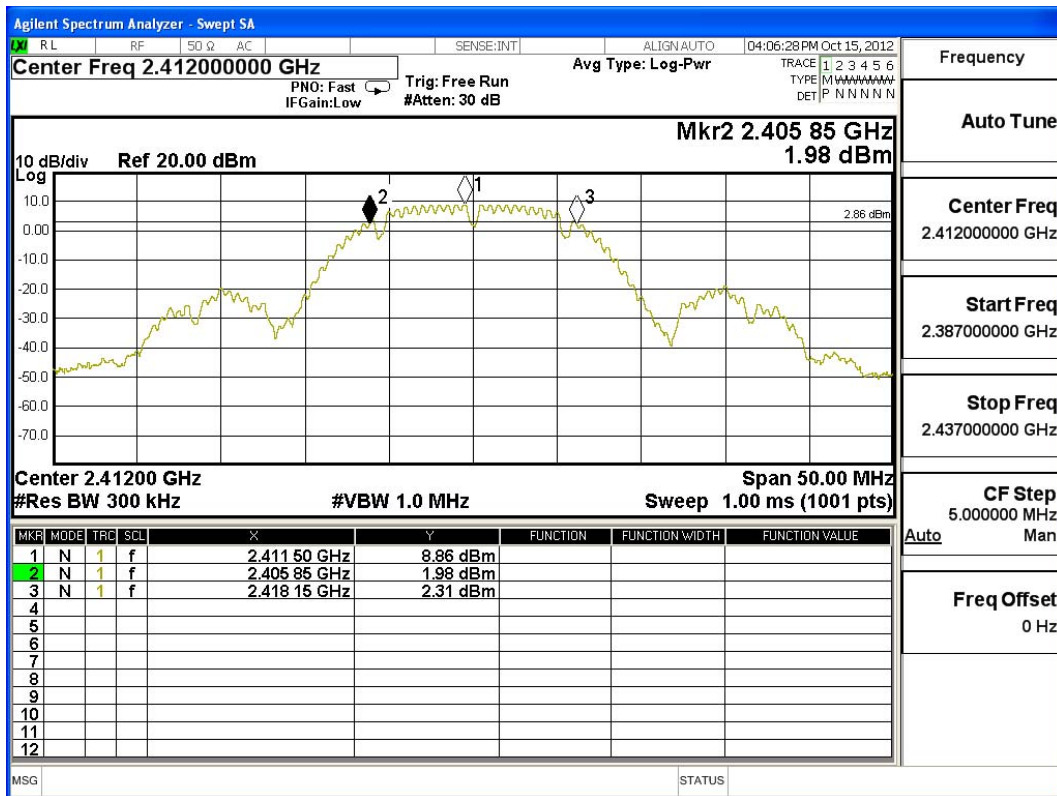
$\pm$  150Hz

### 7.6. Test Result of Occupied Bandwidth

Product : 802.11b/g/n 1T1R Wireless Lan USB Module  
 Test Item : Occupied Bandwidth Data  
 Test Site : No.3 OATS  
 Test Mode : Mode 1: Transmit (802.11b 1Mbps) (2412MHz)

Channel No.	Frequency (MHz)	Measurement Level (kHz)	Required Limit (kHz)	Result
1	2412	12300	>500	Pass

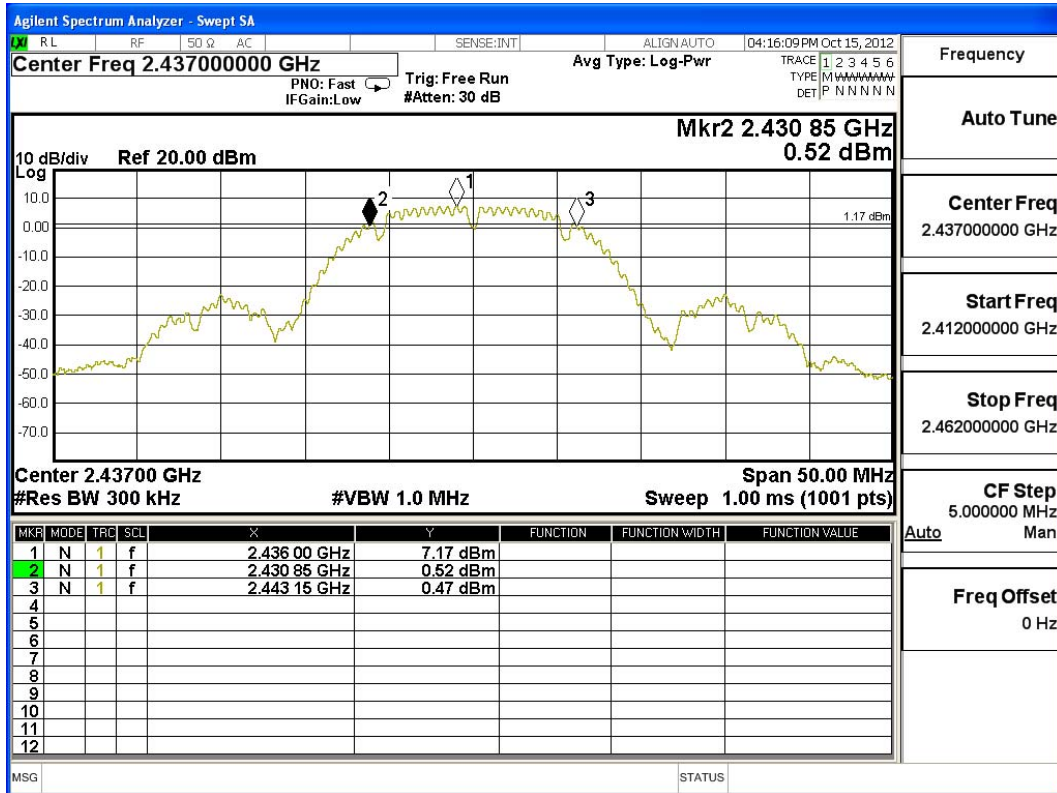
Figure Channel 1:



Product : 802.11b/g/n 1T1R Wireless Lan USB Module  
 Test Item : Occupied Bandwidth Data  
 Test Site : No.3 OATS  
 Test Mode : Mode 1: Transmit (802.11b 1Mbps) (2437MHz)

Channel No.	Frequency (MHz)	Measurement Level (kHz)	Required Limit (kHz)	Result
6	2437	12300	>500	Pass

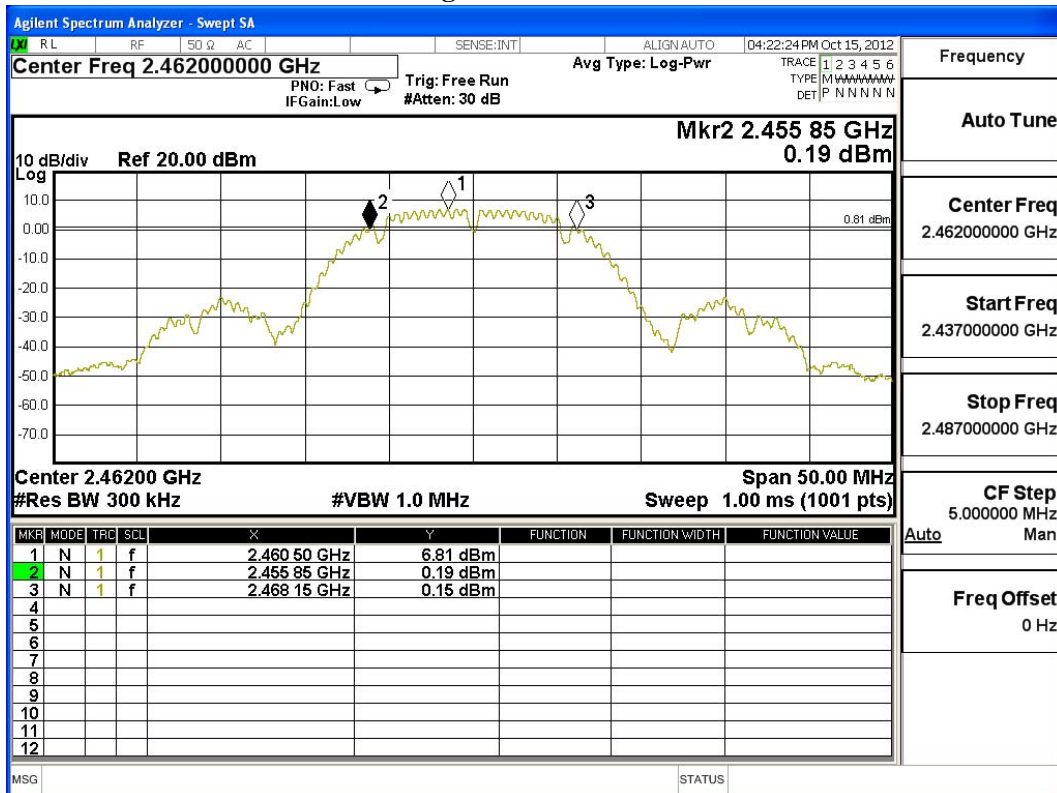
**Figure Channel 6:**



Product : 802.11b/g/n 1T1R Wireless Lan USB Module  
 Test Item : Occupied Bandwidth Data  
 Test Site : No.3 OATS  
 Test Mode : Mode 1: Transmit (802.11b 1Mbps) (2462MHz)

Channel No.	Frequency (MHz)	Measurement Level (kHz)	Required Limit (kHz)	Result
11	2462	12300	>500	Pass

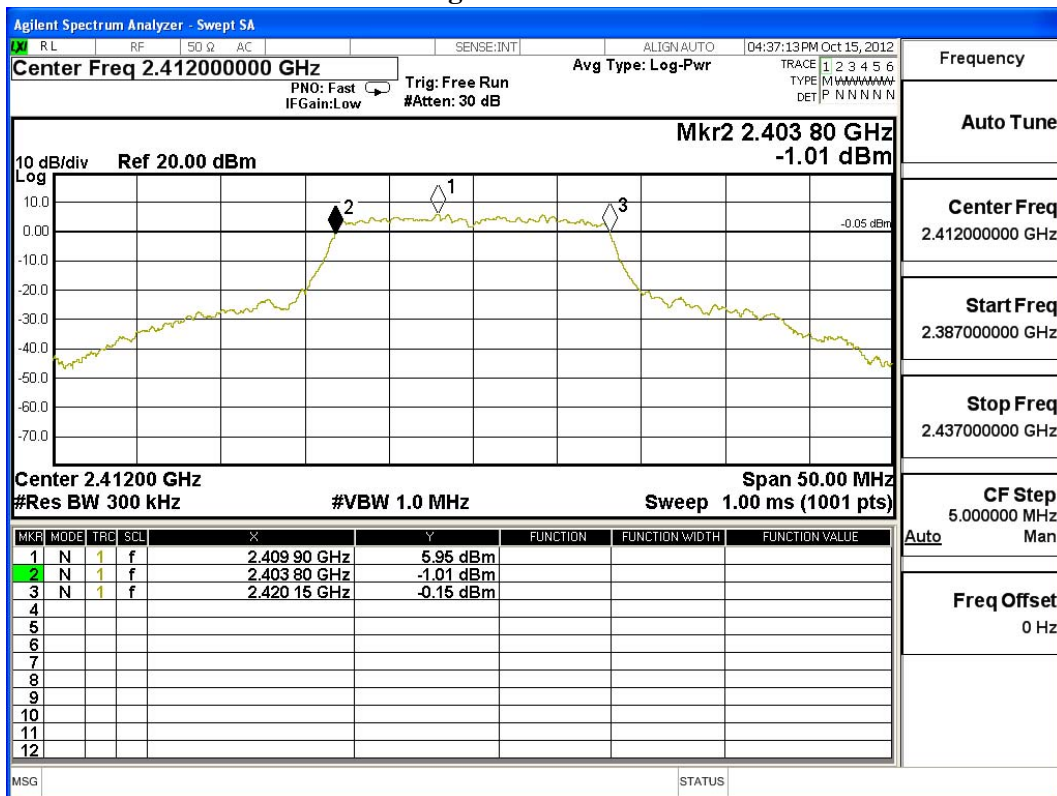
**Figure Channel 11:**



Product : 802.11b/g/n 1T1R Wireless Lan USB Module  
 Test Item : Occupied Bandwidth Data  
 Test Site : No.3 OATS  
 Test Mode : Mode 2: Transmit (802.11g 6Mbps) (2412MHz)

Channel No.	Frequency (MHz)	Measurement Level (kHz)	Required Limit (kHz)	Result
1	2412	16350	>500	Pass

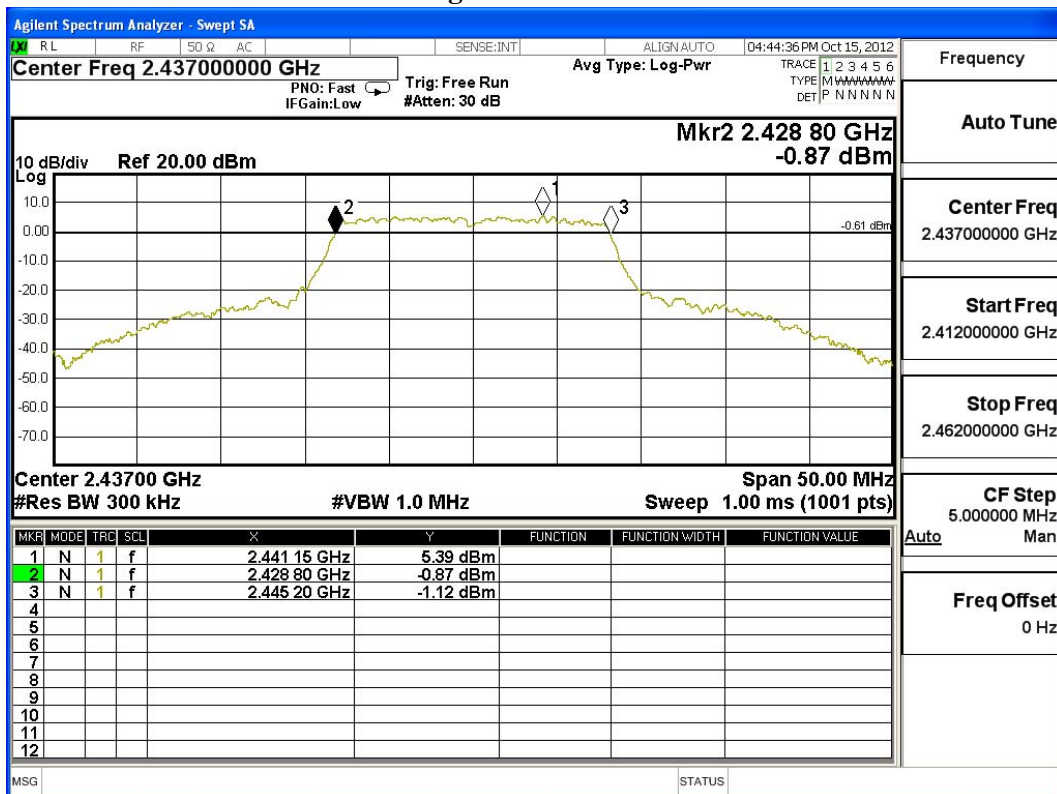
**Figure Channel 1:**



Product : 802.11b/g/n 1T1R Wireless Lan USB Module  
 Test Item : Occupied Bandwidth Data  
 Test Site : No.3 OATS  
 Test Mode : Mode 2: Transmit (802.11g 6Mbps) (2437MHz)

Channel No.	Frequency (MHz)	Measurement Level (kHz)	Required Limit (kHz)	Result
6	2437	16400	>500	Pass

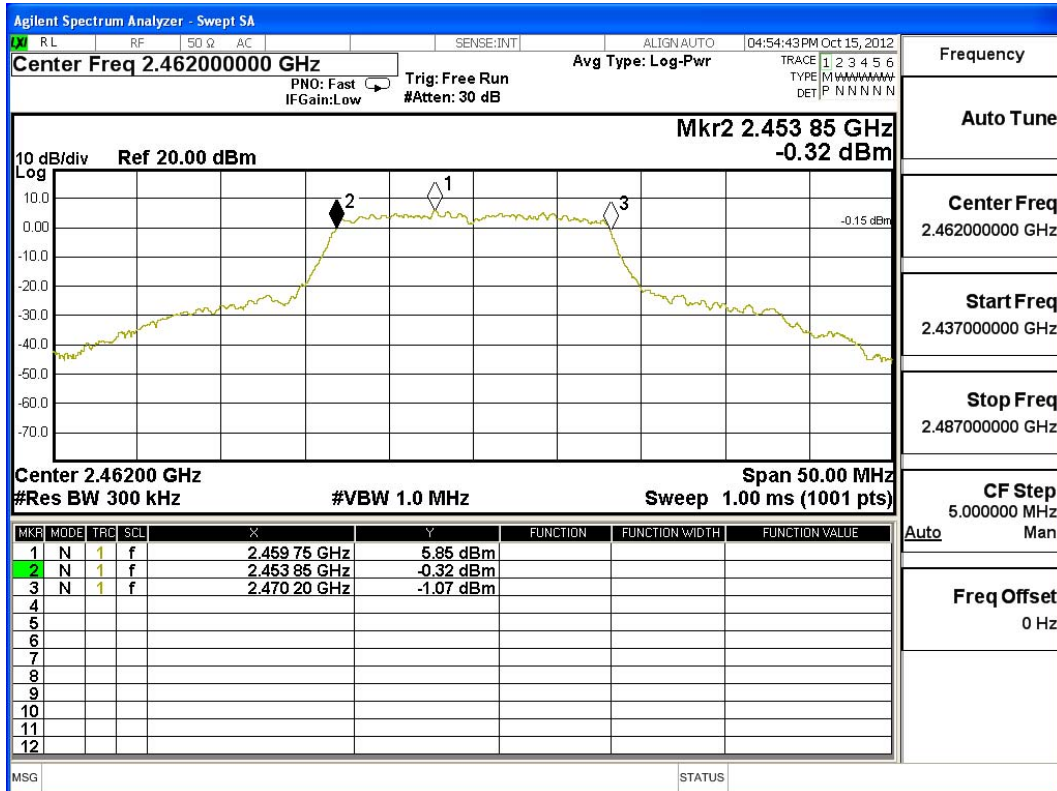
**Figure Channel 6:**



Product : 802.11b/g/n 1T1R Wireless Lan USB Module  
 Test Item : Occupied Bandwidth Data  
 Test Site : No.3 OATS  
 Test Mode : Mode 2: Transmit (802.11g 6Mbps) (2462MHz)

Channel No.	Frequency (MHz)	Measurement Level (kHz)	Required Limit (kHz)	Result
11	2462	16350	>500	Pass

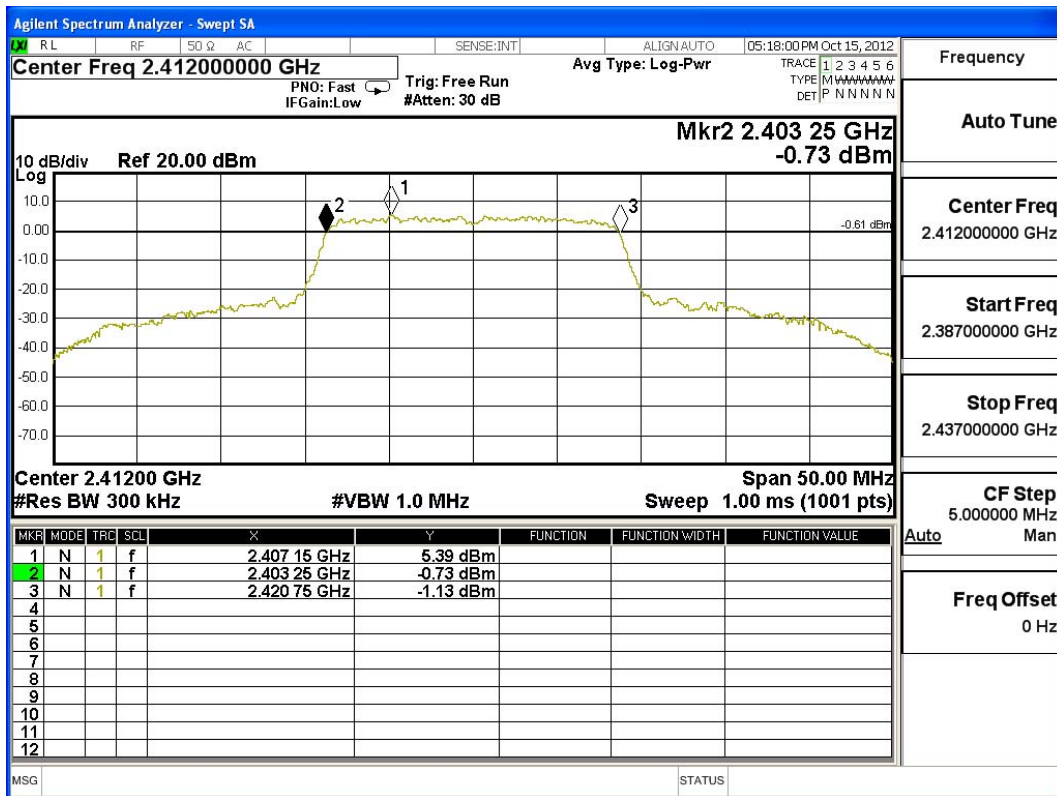
**Figure Channel 11:**



Product : 802.11b/g/n 1T1R Wireless Lan USB Module  
 Test Item : Occupied Bandwidth Data  
 Test Site : No.3 OATS  
 Test Mode : Mode 3: Transmit (802.11n MCS0 7.2Mbps 20M-BW) (2412MHz)

Channel No.	Frequency (MHz)	Measurement Level (kHz)	Required Limit (kHz)	Result
1	2412	17500	>500	Pass

Figure Channel 1:

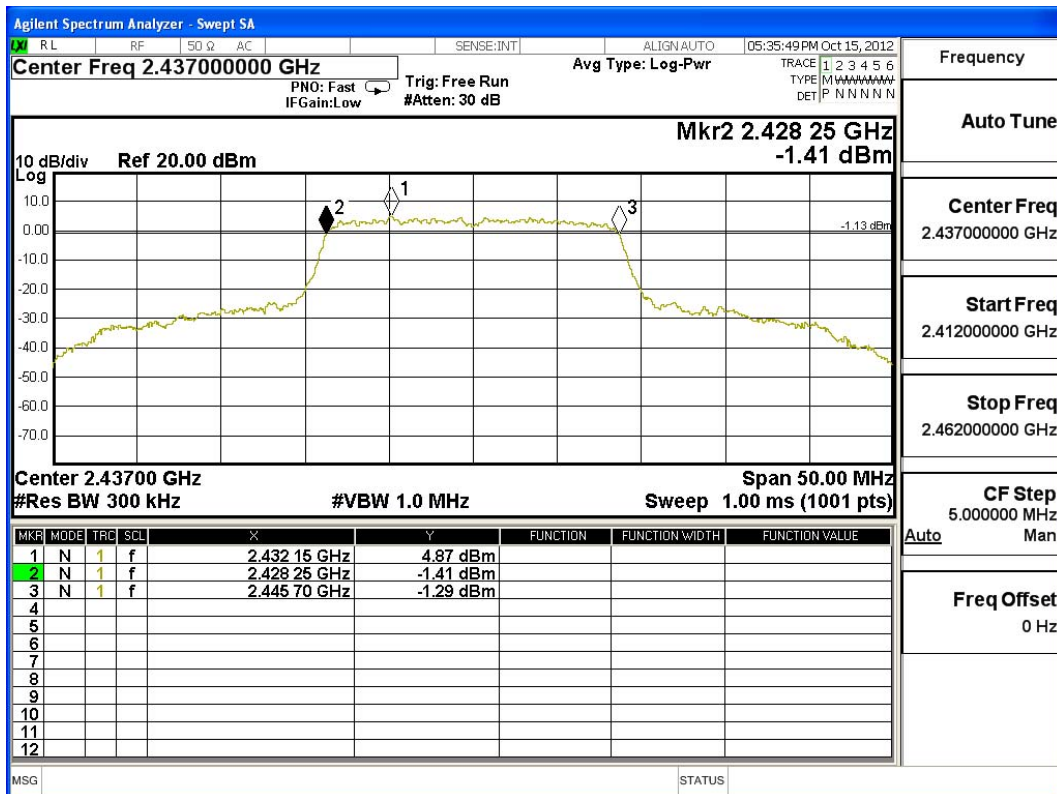




Product : 802.11b/g/n 1T1R Wireless Lan USB Module  
 Test Item : Occupied Bandwidth Data  
 Test Site : No.3 OATS  
 Test Mode : Mode 3: Transmit (802.11n MCS0 7.2Mbps 20M-BW) (2437MHz)

Channel No.	Frequency (MHz)	Measurement Level (kHz)	Required Limit (kHz)	Result
6	2437	17450	>500	Pass

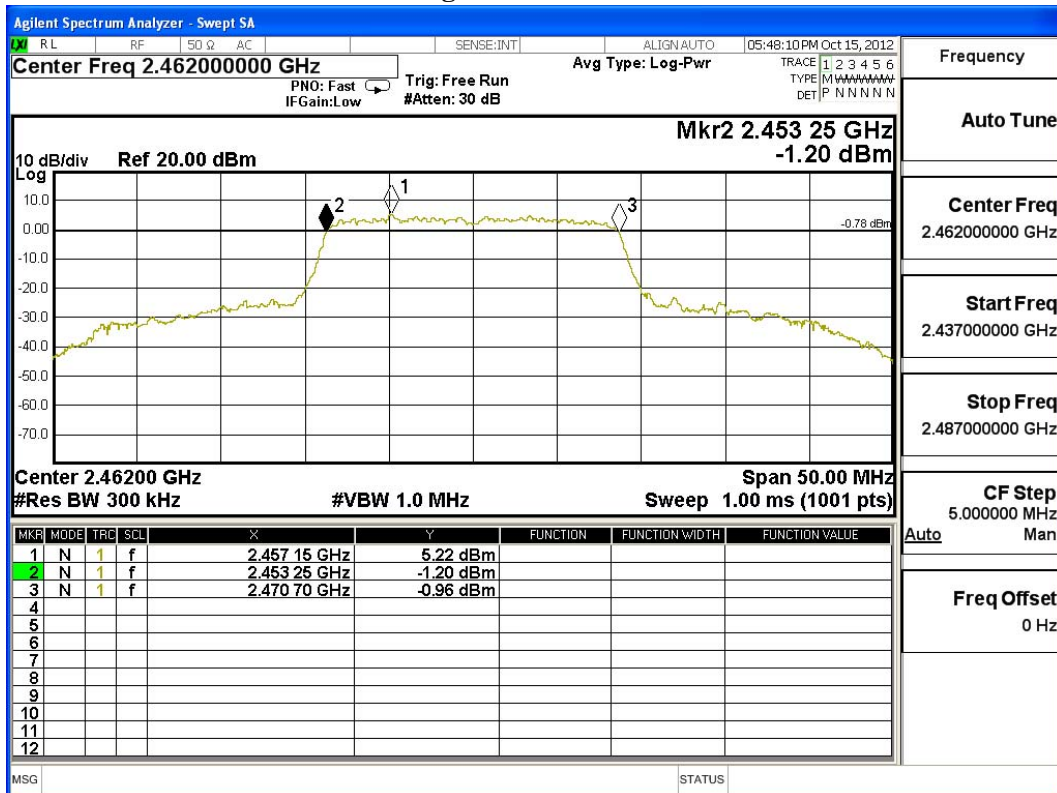
**Figure Channel 6:**



Product : 802.11b/g/n 1T1R Wireless Lan USB Module  
 Test Item : Occupied Bandwidth Data  
 Test Site : No.3 OATS  
 Test Mode : Mode 3: Transmit (802.11n MCS0 7.2Mbps 20M-BW) (2462MHz)

Channel No.	Frequency (MHz)	Measurement Level (kHz)	Required Limit (kHz)	Result
11	2462	17450	>500	Pass

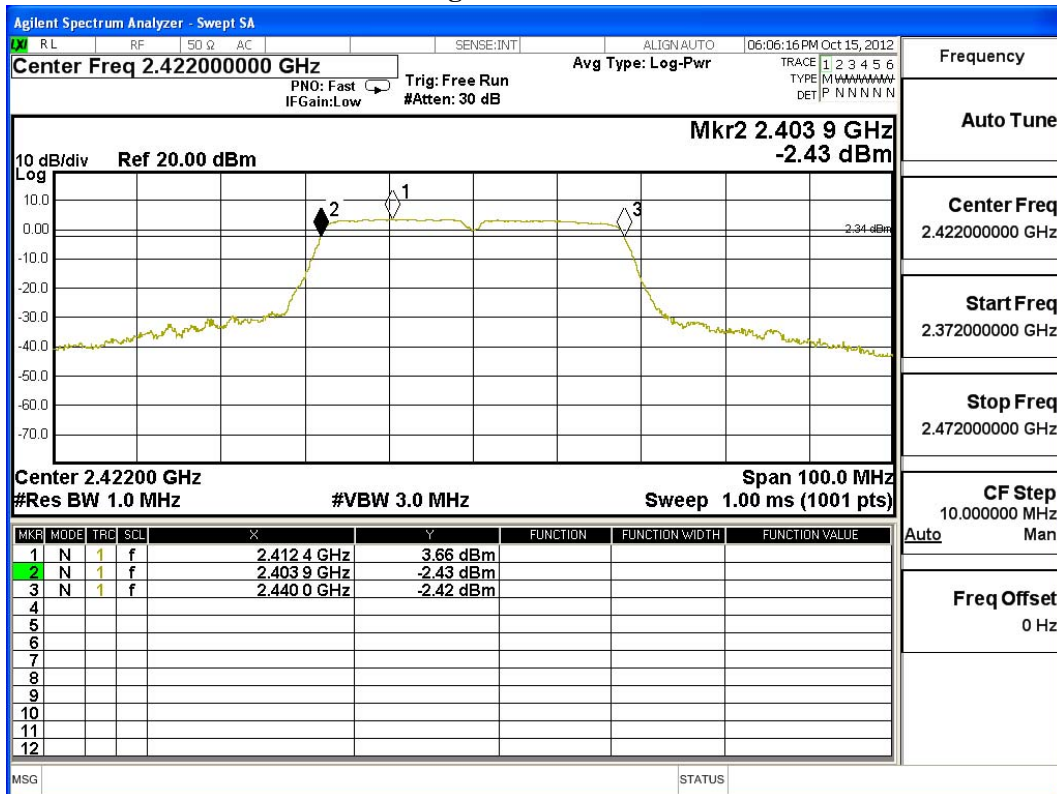
**Figure Channel 11:**



Product : 802.11b/g/n 1T1R Wireless Lan USB Module  
 Test Item : Occupied Bandwidth Data  
 Test Site : No.3 OATS  
 Test Mode : Mode 4: Transmit (802.11n MCS0 15Mbps 40M-BW) (2422MHz)

Channel No.	Frequency (MHz)	Measurement Level (kHz)	Required Limit (kHz)	Result
3	2422	36100	>500	Pass

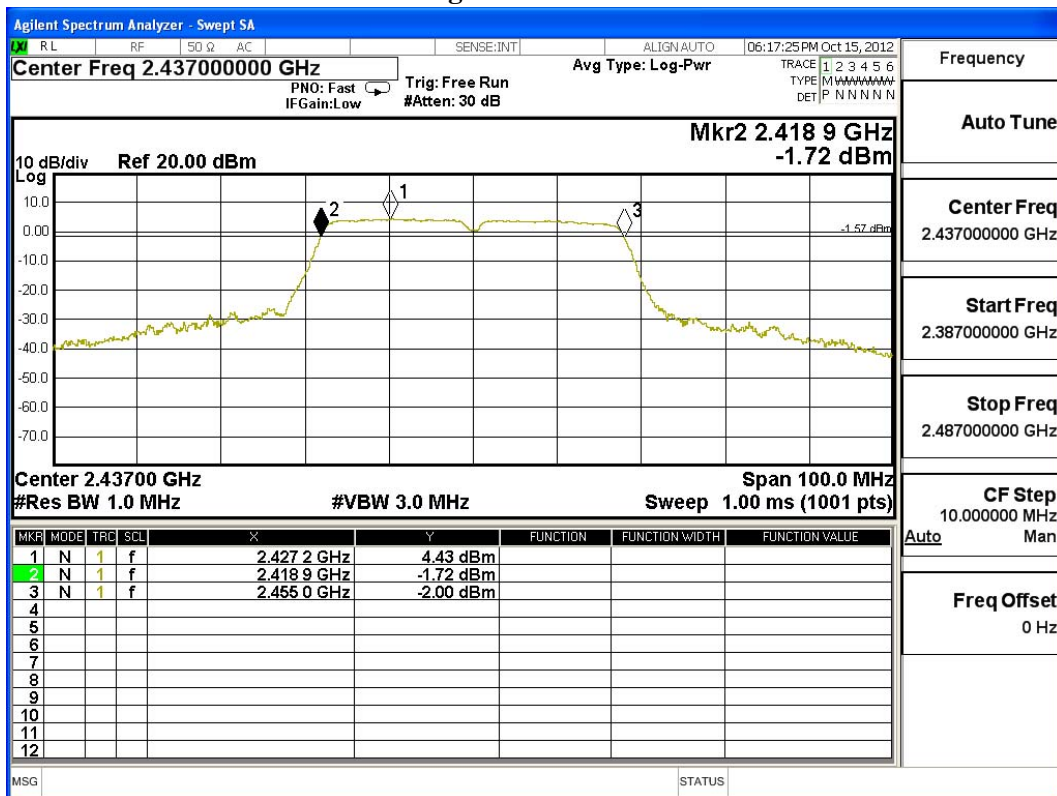
Figure Channel 1:



Product : 802.11b/g/n 1T1R Wireless Lan USB Module  
 Test Item : Occupied Bandwidth Data  
 Test Site : No.3 OATS  
 Test Mode : Mode 4: Transmit (802.11n MCS0 15Mbps 40M-BW) (2437MHz)

Channel No.	Frequency (MHz)	Measurement Level (kHz)	Required Limit (kHz)	Result
6	2437	36100	>500	Pass

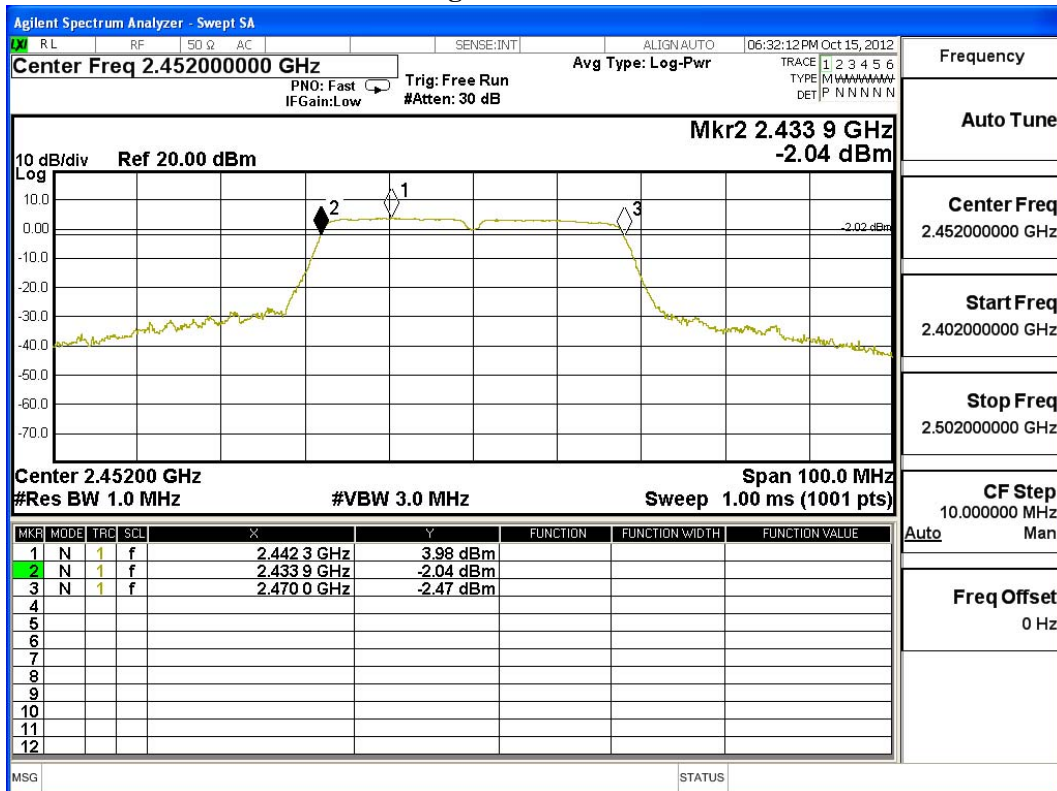
**Figure Channel 4:**



Product : 802.11b/g/n 1T1R Wireless Lan USB Module  
 Test Item : Occupied Bandwidth Data  
 Test Site : No.3 OATS  
 Test Mode : Mode 4: Transmit (802.11n MCS0 15Mbps 40M-BW) (2452MHz)

Channel No.	Frequency (MHz)	Measurement Level (kHz)	Required Limit (kHz)	Result
9	2452	36100	>500	Pass

**Figure Channel 7:**



## 8. Power Density

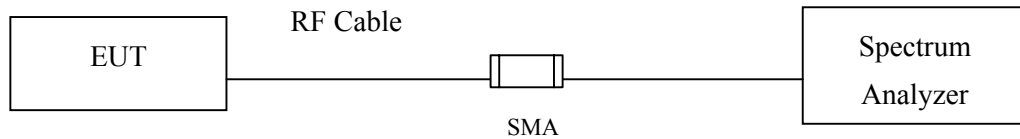
### 8.1. Test Equipment

	Equipment	Manufacturer	Model No./Serial No.	Last Cal.
	Spectrum Analyzer	R&S	FSP40 / 100170	Jun, 2012
	Spectrum Analyzer	Agilent	E4407B / US39440758	Jun, 2012
X	Spectrum Analyzer	Agilent	N9010A / MY48030495	Apr., 2012

Note:

1. All equipments are calibrated with traceable calibrations. Each calibration is traceable to the national or international standards.
2. The test instruments marked with “X” are used to measure the final test results.

### 8.2. Test Setup



### 8.3. Limits

The transmitted power density averaged over any 1 second interval shall not be greater +8dBm in any 3kHz bandwidth.

### 8.4. Test Procedure

The EUT was setup according to ANSI C63.4, 2003; tested according to DTS test procedure of Jan. 2012 KDB558074 for compliance to FCC 47CFR 15.247 requirements.

Set RBW= 100 kHz, VBW $\geq$ 300KHz, SPAN to 5-30 % greater than the EBW,

Scale the observed power level to an equivalent value in 3 kHz by adjusting (reducing) the measured power by a bandwidth correction factor (BWCF) where  $BWCF = 10\log(3\text{ kHz}/100\text{ kHz}) = -15.2\text{ dB}$ .

### 8.5. Uncertainty

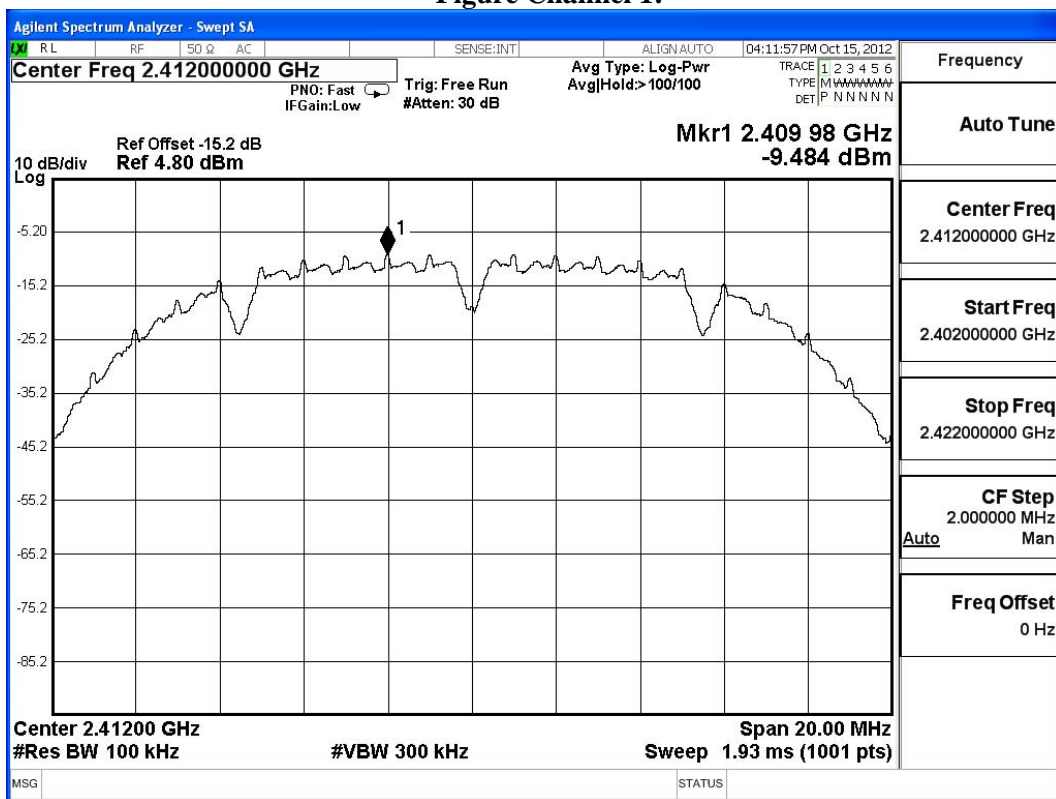
$\pm 1.27\text{ dB}$

### 8.6. Test Result of Power Density

Product : 802.11b/g/n 1T1R Wireless Lan USB Module  
 Test Item : Power Density Data  
 Test Site : No.3 OATS  
 Test Mode : Mode 1: Transmit (802.11b 1Mbps) (2412MHz)

Channel No.	Frequency (MHz)	Measure Level (dBm)	Limit (dBm)	Result
1	2412	-9.484	< 8dBm	Pass

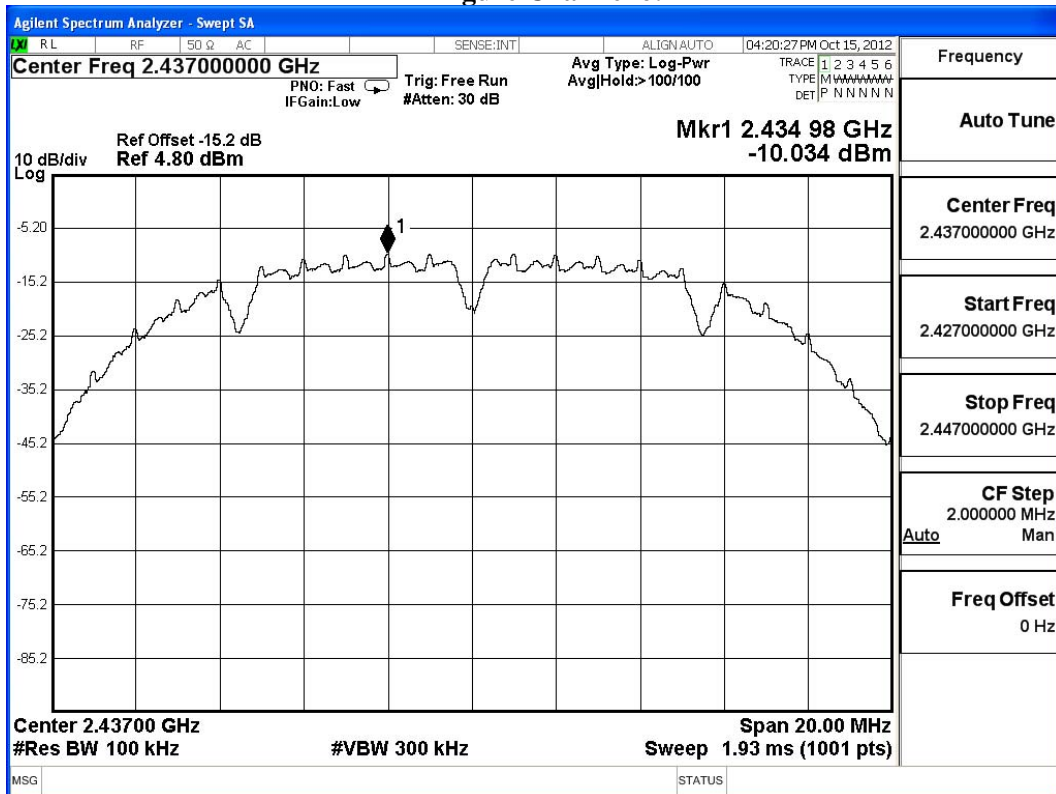
**Figure Channel 1:**



Product : 802.11b/g/n 1T1R Wireless Lan USB Module  
 Test Item : Power Density Data  
 Test Site : No.3OATS  
 Test Mode : Mode 1: Transmit (802.11b 1Mbps) (2437MHz)

Channel No.	Frequency (MHz)	Measurement Level (dBm)	Required Limit (dBm)	Result
6	2437	-10.034	< 8dBm	Pass

**Figure Channel 6:**

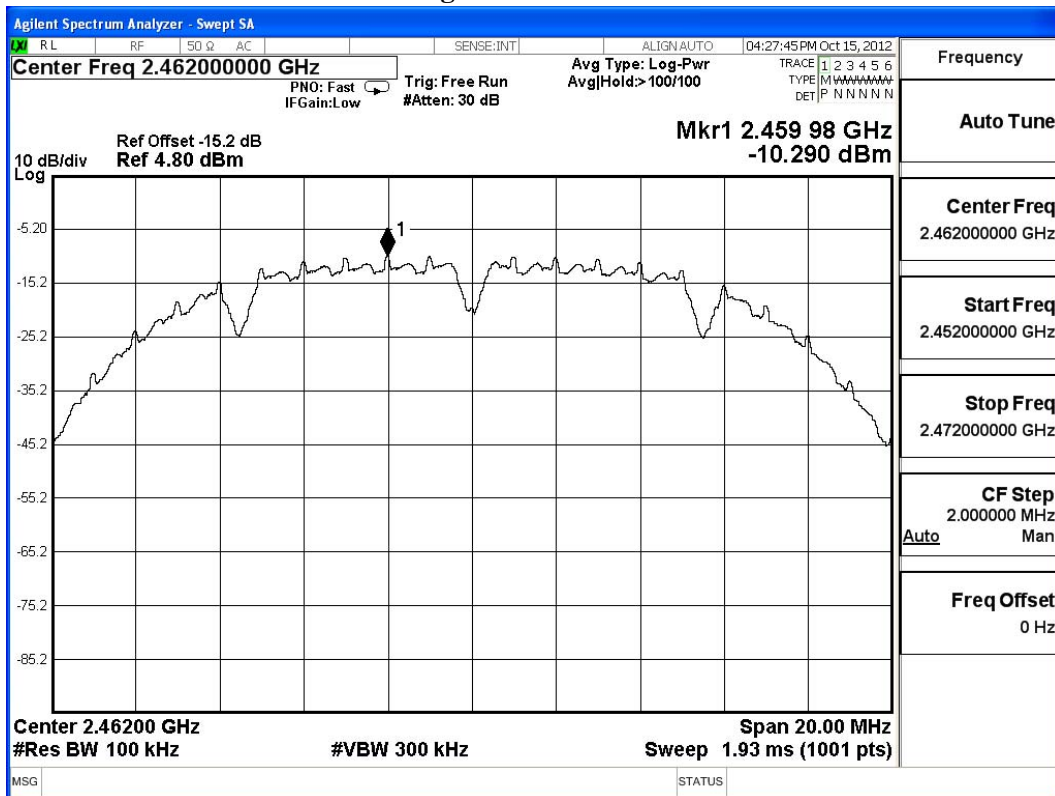




Product : 802.11b/g/n 1T1R Wireless Lan USB Module  
 Test Item : Power Density Data  
 Test Site : No.3 OATS  
 Test Mode : Mode 1: Transmit (802.11b 1Mbps) (2462MHz)

Channel No.	Frequency (MHz)	Measurement Level (dBm)	Required Limit (dBm)	Result
11	2462	-10.290	< 8dBm	Pass

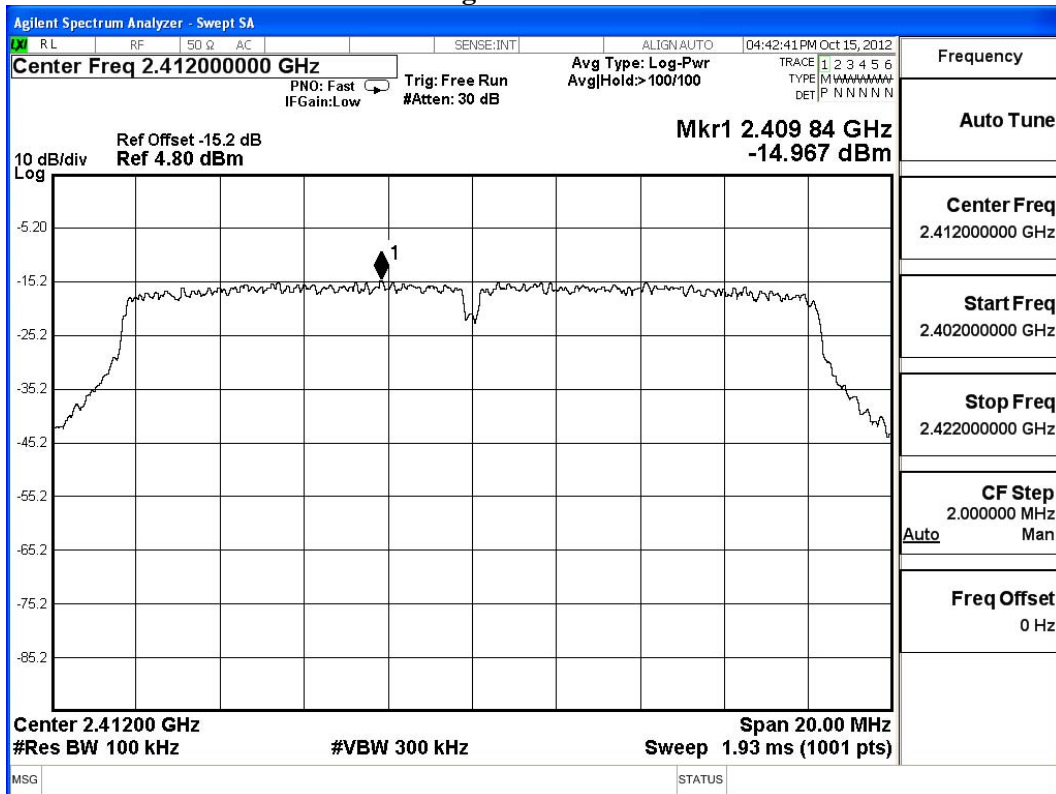
**Figure Channel 11:**



Product : 802.11b/g/n 1T1R Wireless Lan USB Module  
 Test Item : Power Density Data  
 Test Site : No.3 OATS  
 Test Mode : Mode 2: Transmit (802.11g 6Mbps) (2412MHz)

Channel No.	Frequency (MHz)	Measure Level (dBm)	Limit (dBm)	Result
1	2412	-14.967	< 8dBm	Pass

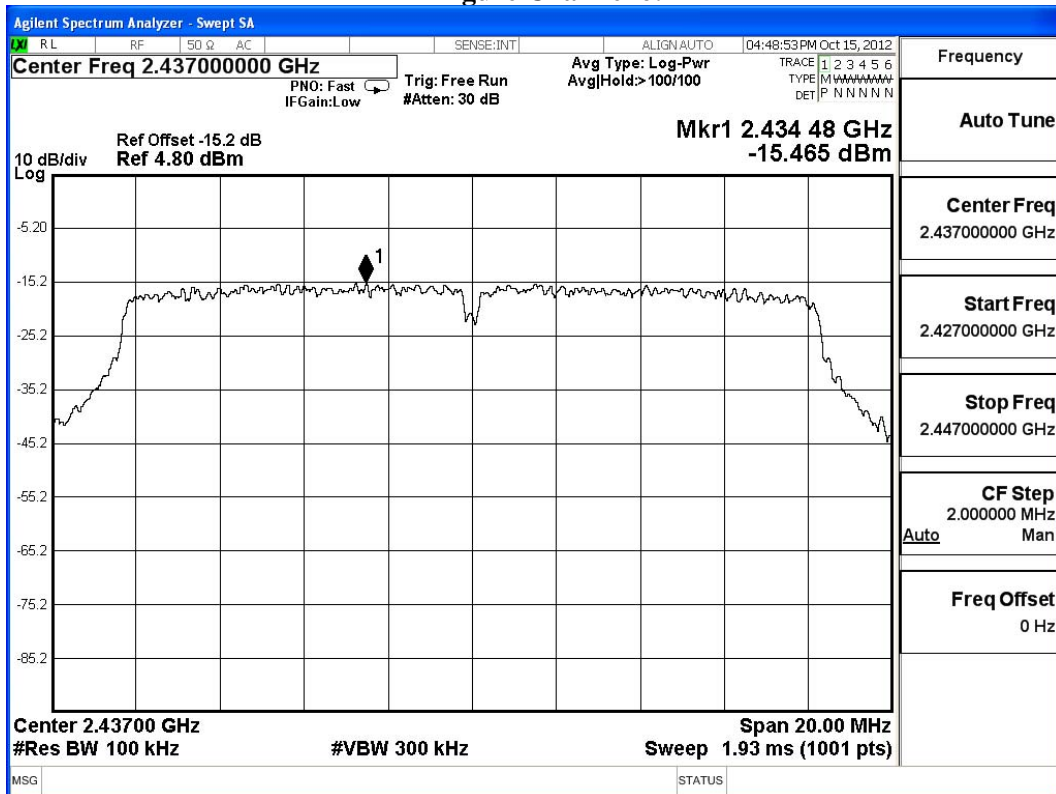
**Figure Channel 1:**



Product : 802.11b/g/n 1T1R Wireless Lan USB Module  
 Test Item : Power Density Data  
 Test Site : No.3OATS  
 Test Mode : Mode 2: Transmit (802.11g 6Mbps) (2437MHz)

Channel No.	Frequency (MHz)	Measurement Level (dBm)	Required Limit (dBm)	Result
6	2437	-15.465	< 8dBm	Pass

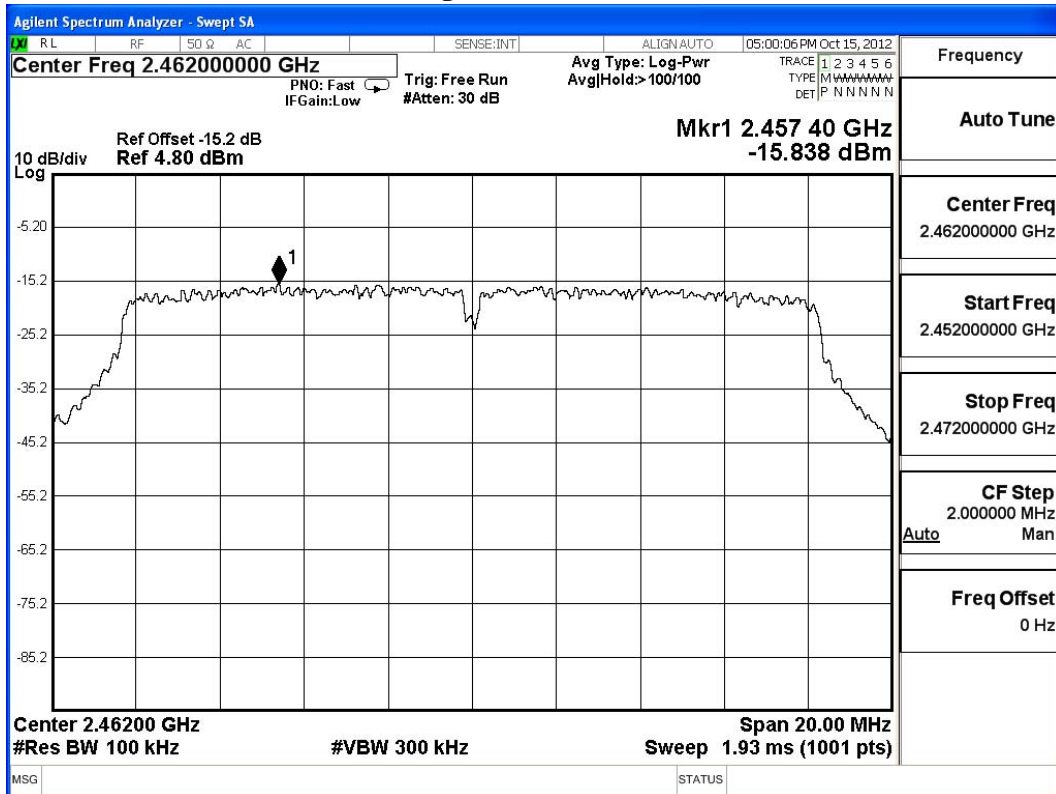
**Figure Channel 6:**



Product : 802.11b/g/n 1T1R Wireless Lan USB Module  
 Test Item : Power Density Data  
 Test Site : No.3 OATS  
 Test Mode : Mode 2: Transmit (802.11g 6Mbps) (2462MHz)

Channel No.	Frequency (MHz)	Measurement Level (dBm)	Required Limit (dBm)	Result
11	2462	-15.838	< 8dBm	Pass

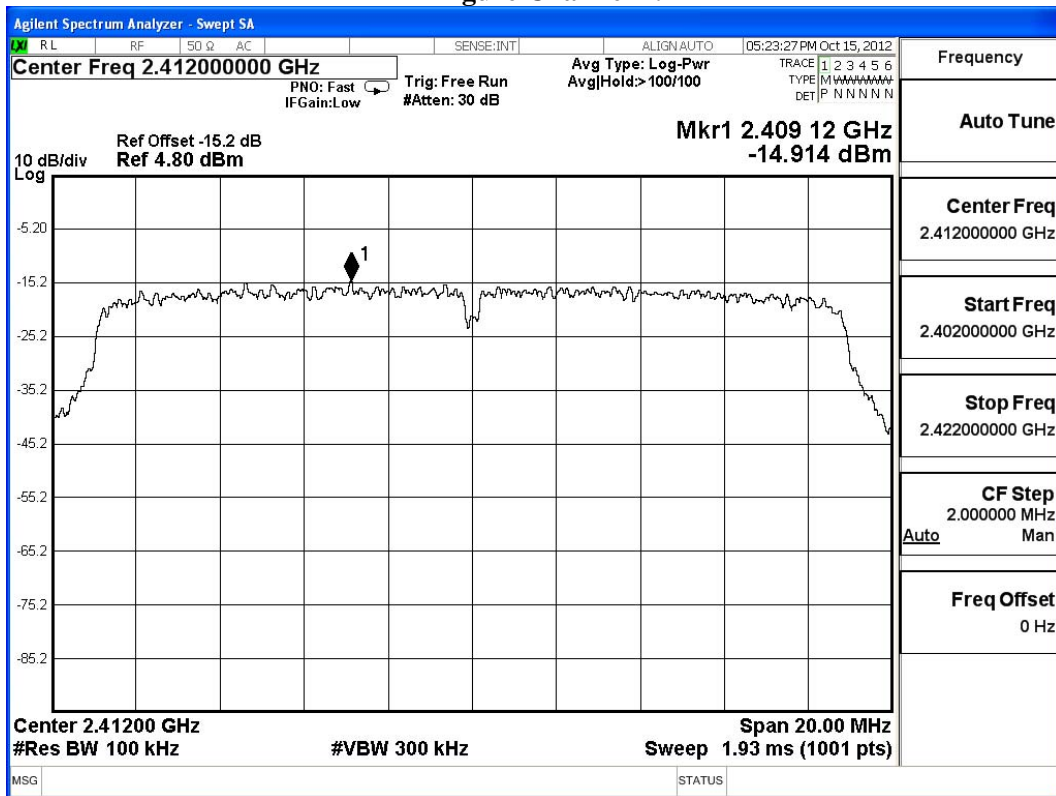
**Figure Channel 11:**



Product : 802.11b/g/n 1T1R Wireless Lan USB Module  
 Test Item : Power Density Data  
 Test Site : No.3 OATS  
 Test Mode : Mode 3: Transmit (802.11n MCS0 7.2Mbps 20M-BW) (2412MHz)

Channel No.	Frequency (MHz)	Measure Level (dBm)	Limit (dBm)	Result
1	2412	-14.914	< 8dBm	Pass

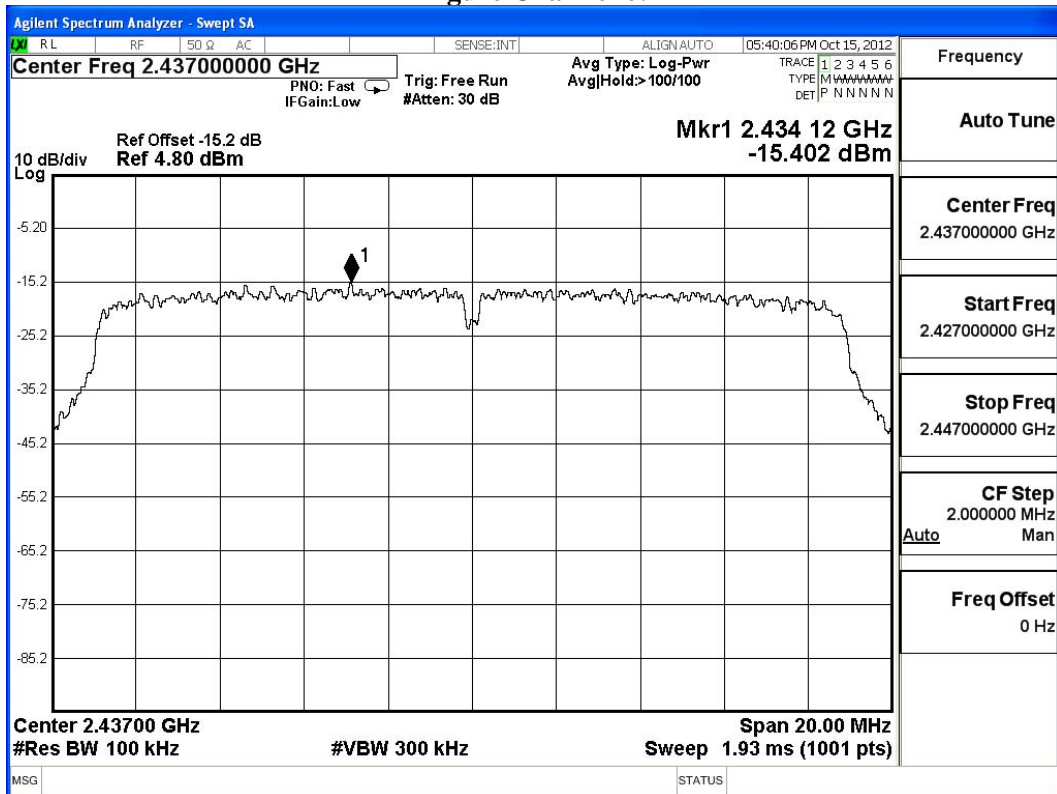
**Figure Channel 1:**



Product : 802.11b/g/n 1T1R Wireless Lan USB Module  
 Test Item : Power Density Data  
 Test Site : No.3OATS  
 Test Mode : Mode 3: Transmit (802.11n MCS0 7.2Mbps 20M-BW) (2437MHz)

Channel No.	Frequency (MHz)	Measurement Level (dBm)	Required Limit (dBm)	Result
6	2437	-15.402	< 8dBm	Pass

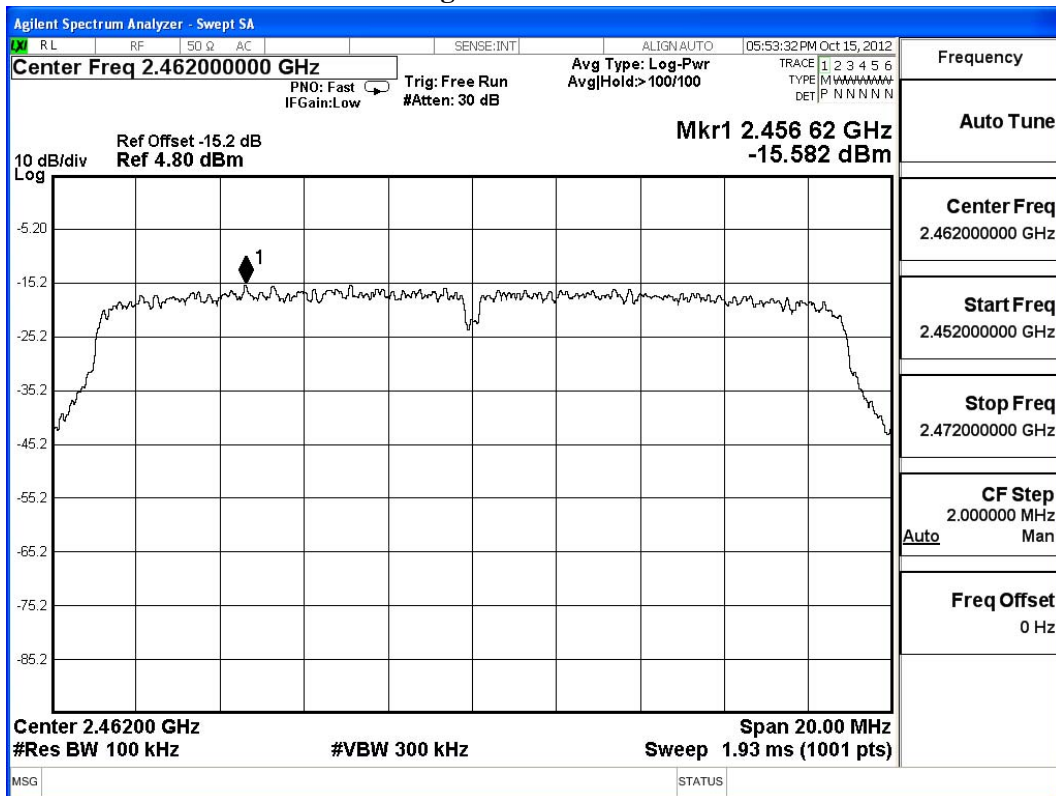
**Figure Channel 6:**



Product : 802.11b/g/n 1T1R Wireless Lan USB Module  
 Test Item : Power Density Data  
 Test Site : No.3 OATS  
 Test Mode : Mode 3: Transmit (802.11n MCS0 7.2Mbps 20M-BW) (2462MHz)

Channel No.	Frequency (MHz)	Measurement Level (dBm)	Required Limit (dBm)	Result
11	2462	-15.582	< 8dBm	Pass

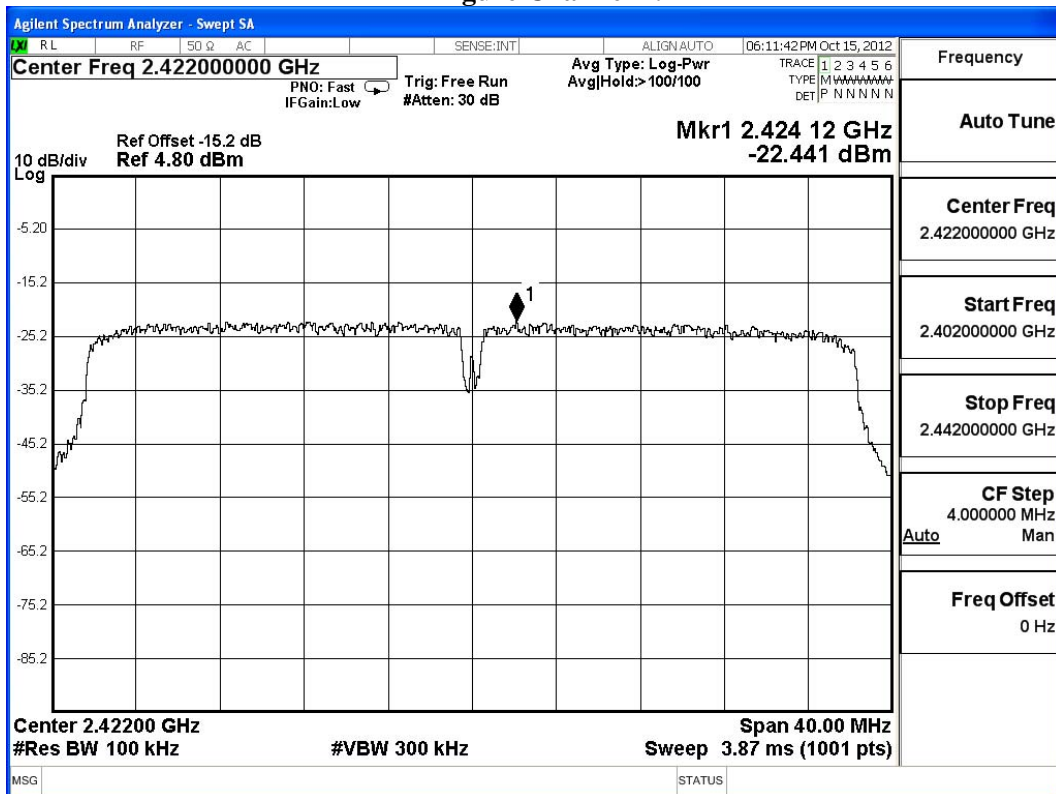
**Figure Channel 11:**



Product : 802.11b/g/n 1T1R Wireless Lan USB Module  
 Test Item : Power Density Data  
 Test Site : No.3 OATS  
 Test Mode : Mode 4: Transmit (802.11n MCS0 15Mbps 40M-BW) (2422MHz)

Channel No.	Frequency (MHz)	Measure Level (dBm)	Limit (dBm)	Result
3	2422	-22.441	< 8dBm	Pass

**Figure Channel 1:**

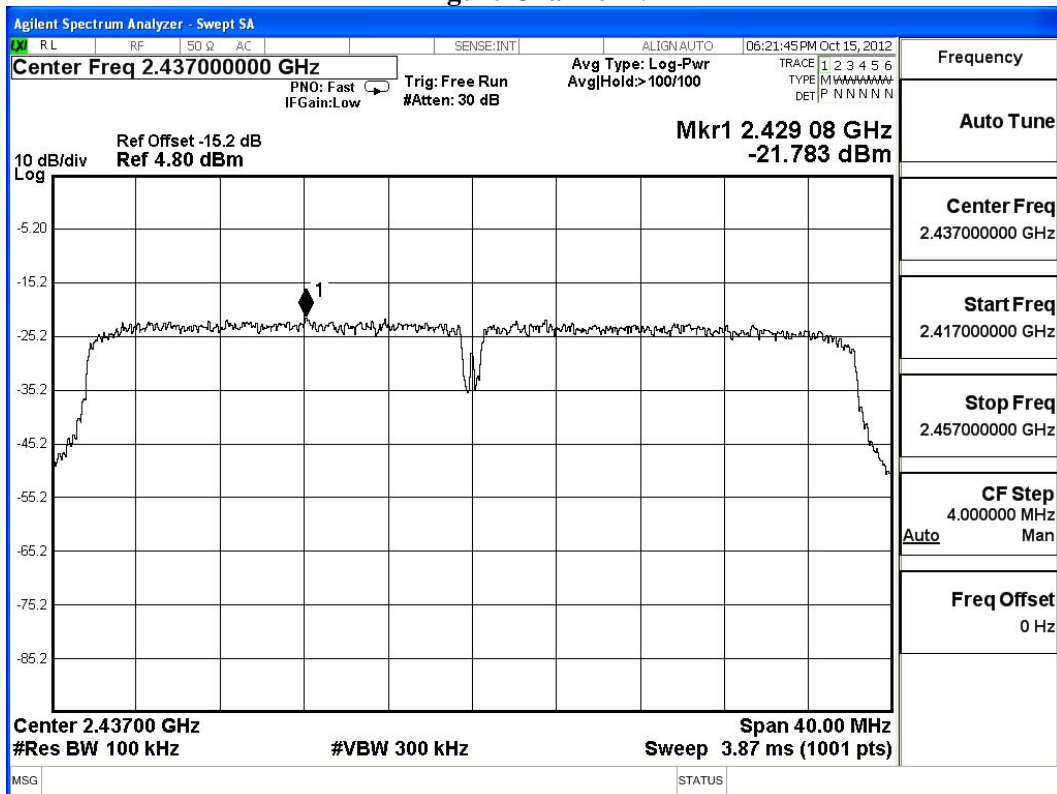




Product : 802.11b/g/n 1T1R Wireless Lan USB Module  
 Test Item : Power Density Data  
 Test Site : No.3OATS  
 Test Mode : Mode 4: Transmit (802.11n MCS0 15Mbps 40M-BW) (2437MHz)

Channel No.	Frequency (MHz)	Measurement Level (dBm)	Required Limit (dBm)	Result
6	2437	-21.783	< 8dBm	Pass

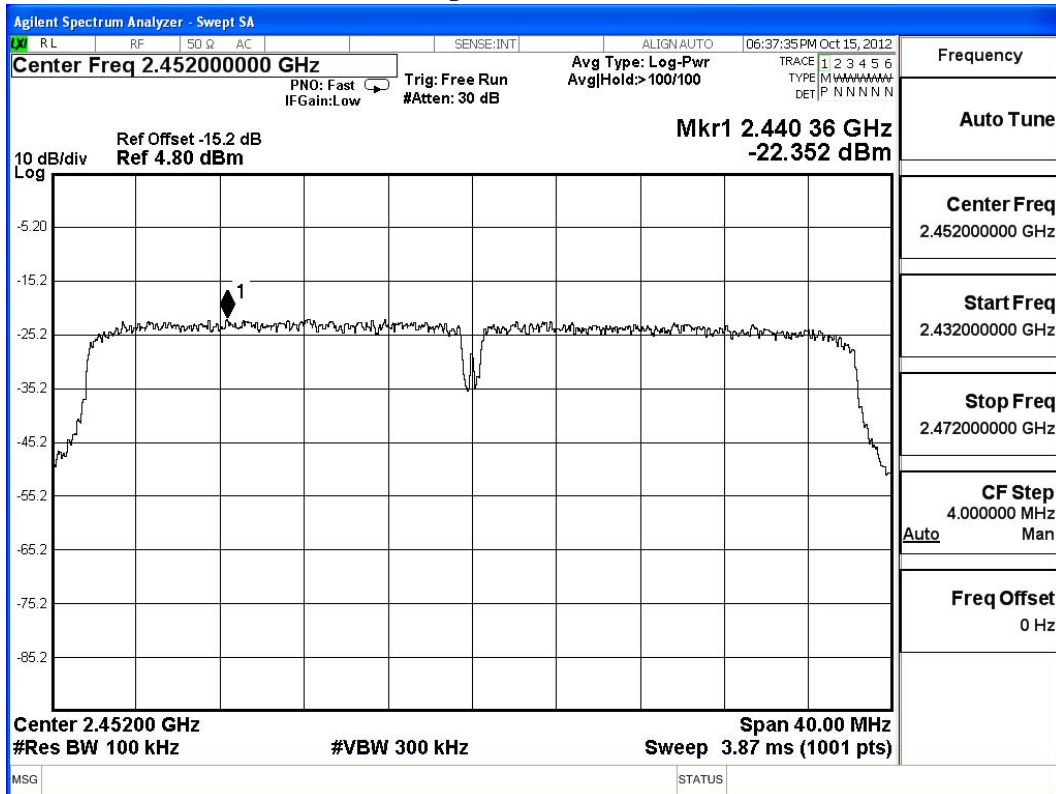
**Figure Channel 4:**



Product : 802.11b/g/n 1T1R Wireless Lan USB Module  
 Test Item : Power Density Data  
 Test Site : No.3 OATS  
 Test Mode : Mode 4: Transmit (802.11n MCS0 15Mbps 40M-BW) (2452MHz)

Channel No.	Frequency (MHz)	Measurement Level (dBm)	Required Limit (dBm)	Result
9	2452	-22.352	< 8dBm	Pass

**Figure Channel 7:**



## 9. EMI Reduction Method During Compliance Testing

No modification was made during testing.