

## ANNEX 1 - TEST SETUP PHOTOS

### Power Line Conducted Emissions




## ANNEX 1 - TEST SETUP PHOTOS

### Power Line Conducted Emissions




## ANNEX 1 - TEST SETUP PHOTOS

Radiated Emissions @ 3 m (Tx/Rx)  
EUT Orientation: Orthogonal Position 1



## ANNEX 1 - TEST SETUP PHOTOS

Radiated Emissions @ 3 m (Tx/Rx)  
EUT Orientation: Orthogonal Position 1




## ANNEX 1 - TEST SETUP PHOTOS

Radiated Emissions @ 3 m (Tx/Rx)  
EUT Orientation: Orthogonal Position 1



**ANNEX 1 - TEST SETUP PHOTOS**

**Radiated Emissions @ 3 m (Tx/Rx)  
EUT Orientation: Orthogonal Position 2**



## ANNEX 1 - TEST SETUP PHOTOS

Radiated Emissions @ 3 m (Tx/Rx)  
EUT Orientation: Orthogonal Position 3

