


# ANNEX 1 - TEST SETUP PHOTOS

## Power Line Conducted Emissions




## ANNEX 1 - TEST SETUP PHOTOS

### Power Line Conducted Emissions



## ANNEX 1 - TEST SETUP PHOTOS


**Radiated Emissions @ 3 m, Orthogonal Position 1  
EUT with 8.1 dBi Omni-directional Antenna and 0.65 dB Assembly Cable Loss**






## ANNEX 1 - TEST SETUP PHOTOS

**Radiated Emissions @ 3 m, Orthogonal Position 2  
EUT with 15.1 dBi Yagi Antenna and 0.65 dB Assembly Cable Loss**



## ANNEX 1 - TEST SETUP PHOTOS

**Radiated Emissions @ 3 m, Orthogonal Position 3  
EUT with 3.0 dBi Dome Antenna and 0.44 dB Assembly Cable Loss**



## ANNEX 1 - TEST SETUP PHOTOS

**Radiated Emissions @ 3 m**  
**EUT with 2.1 dBi Dipole Antenna and 0.36 dB Assembly Cable Loss**





## ANNEX 1 - TEST SETUP PHOTOS

**Radiated Emissions @ 3 m**  
**EUT with 3.3 dBi Monopole (Integrated Whip) Antenna and 0.44 dB Assembly Cable Loss**

