

ANNEX 1 - TEST SETUP PHOTOS

Power Line Conducted Emissions (Tx Mode)



ANNEX 1 - TEST SETUP PHOTOS

Power Line Conducted Emissions (Tx Mode)



Digi International, Inc.
XBee S2C OEM RF Module, Model XBEE S2C
FCC ID: MCQ-XBS2C

ANNEX 1 - TEST SETUP PHOTOS

Power Line Conducted Emissions (Rx Mode)



ANNEX 1 - TEST SETUP PHOTOS

Power Line Conducted Emissions (Rx Mode)



Digi International, Inc.
XBee S2C OEM RF Module, Model XBEE S2C
FCC ID: MCQ-XBS2C


ANNEX 1 - TEST SETUP PHOTOS

Radiated Emissions at 3 m
EUT tested with Dipole Antenna (Max. Antenna Gain: 2.1 dBi)




ANNEX 1 - TEST SETUP PHOTOS

Radiated Emissions at 3 m
EUT tested with Dipole Antenna (Max. Antenna Gain: 2.1 dBi)




ANNEX 1 - TEST SETUP PHOTOS

Radiated Emissions at 3 m
EUT tested with Omni-directional Antenna (Max. Antenna Gain: 15 dBi)



ANNEX 1 - TEST SETUP PHOTOS

Radiated Emissions at 3 m
EUT tested with Omni-directional Antenna (Max. Antenna Gain: 15 dBi)




ANNEX 1 - TEST SETUP PHOTOS

**Radiated Emissions at 3 m
EUT tested with Yagi Antenna (Max. Antenna Gain: 15 dBi)**




ANNEX 1 - TEST SETUP PHOTOS

Radiated Emissions at 3 m
EUT tested with Yagi Antenna (Max. Antenna Gain: 15 dBi)




ANNEX 1 - TEST SETUP PHOTOS

Radiated Emissions at 3 m
EUT tested with Panel Antenna (Max. Antenna Gain: 19 dBi)



ANNEX 1 - TEST SETUP PHOTOS

Radiated Emissions at 3 m
EUT tested with Panel Antenna (Max. Antenna Gain: 19 dBi)



ANNEX 1 - TEST SETUP PHOTOS

Radiated Emissions at 3 m
EUT tested with Integrated Whip Monopole Antenna (Max. Antenna Gain: 1.5 dBi)



ANNEX 1 - TEST SETUP PHOTOS

Radiated Emissions at 3 m
EUT tested with Integrated Whip Monopole Antenna (Max. Antenna Gain: 1.5 dBi)

