

ANNEX 1 - TEST SETUP PHOTOS

Power Line Conducted Emissions



ANNEX 1 - TEST SETUP PHOTOS


Power Line Conducted Emissions



ANNEX 1 - TEST SETUP PHOTOS

Radiated Emissions @ 3 m


EUT tested with 9.15 dBi Maxrad Omni-directional Antenna and 3.35 dB Assembly Cable Loss
EUT Orientation: Orthogonal Position 1



ANNEX 1 - TEST SETUP PHOTOS


Radiated Emissions @ 3 m

EUT tested with 9.15 dBi Maxrad Omni-directional Antenna and 3.35 dB Assembly Cable Loss
EUT Orientation: Orthogonal Position 2



ANNEX 1 - TEST SETUP PHOTOS


Radiated Emissions @ 3 m
EUT tested with 9.15 dBi Maxrad Omni-directional Antenna and 3.35 dB Assembly Cable Loss
EUT Orientation: Orthogonal Position 3



ANNEX 1 - TEST SETUP PHOTOS


Radiated Emissions @ 3 m

EUT tested with 9.15 dBi Maxrad Omni-directional Antenna and 3.35 dB Assembly Cable Loss
EUT Orientation: Orthogonal Position 3




ANNEX 1 - TEST SETUP PHOTOS

Radiated Emissions @ 3 m
EUT tested with 15.1 dBi Cushcraft Yagi Antenna and 3.35 dB Assembly Cable Loss
EUT Orientation: Orthogonal Position 1




ANNEX 1 - TEST SETUP PHOTOS

Radiated Emissions @ 3 m
EUT tested with 15.1 dBi Cushcraft Yagi Antenna and 3.35 dB Assembly Cable Loss
EUT Orientation: Orthogonal Position 1



ANNEX 1 - TEST SETUP PHOTOS

Radiated Emissions @ 3 m
EUT tested with 15.1 dBi Cushcraft Yagi Antenna and 3.35 dB Assembly Cable Loss
EUT Orientation: Orthogonal Position 2



ANNEX 1 - TEST SETUP PHOTOS

Radiated Emissions @ 3 m
EUT tested with 15.1 dBi Cushcraft Yagi Antenna and 3.35 dB Assembly Cable Loss
EUT Orientation: Orthogonal Position 3

