


## ANNEX 1 - TEST SETUP PHOTOS

### Power Line Conducted Emissions



Digi International Inc.  
XBee S2D SMT, Model: S2DSM  
FCC ID: MCQ-S2DSM, IC: 1846A-S2DSM


## ANNEX 1 - TEST SETUP PHOTOS

### Power Line Conducted Emissions




## ANNEX 1 - TEST SETUP PHOTOS

Radiated Emissions @ 3 m, Orthogonal Position 1  
EUT with 0 dBi Integral Antenna



## ANNEX 1 - TEST SETUP PHOTOS


Radiated Emissions @ 3 m, Orthogonal Position 3  
EUT with 2.1 dBi Dipole Antenna



Digi International Inc.  
XBee S2D SMT, Model: S2DSM  
FCC ID: MCQ-S2DSM, IC: 1846A-S2DSM

## ANNEX 1 - TEST SETUP PHOTOS


Radiated Emissions @ 3 m, Orthogonal Position 2  
EUT with 15 dBi Omni-directional Antenna



Digi International Inc.  
XBee S2D SMT, Model: S2DSM  
FCC ID: MCQ-S2DSM, IC: 1846A-S2DSM

## ANNEX 1 - TEST SETUP PHOTOS


Radiated Emissions @ 3 m, Orthogonal Position 2  
EUT with 15.0 dBi Yagi Antenna



Digi International Inc.  
XBee S2D SMT, Model: S2DSM  
FCC ID: MCQ-S2DSM, IC: 1846A-S2DSM

## ANNEX 1 - TEST SETUP PHOTOS

Radiated Emissions @ 3 m, Orthogonal Position 3  
EUT with 19.0 dBi Flat Panel Antenna



Digi International Inc.  
XBee S2D SMT, Model: S2DSM  
FCC ID: MCQ-S2DSM, IC: 1846A-S2DSM