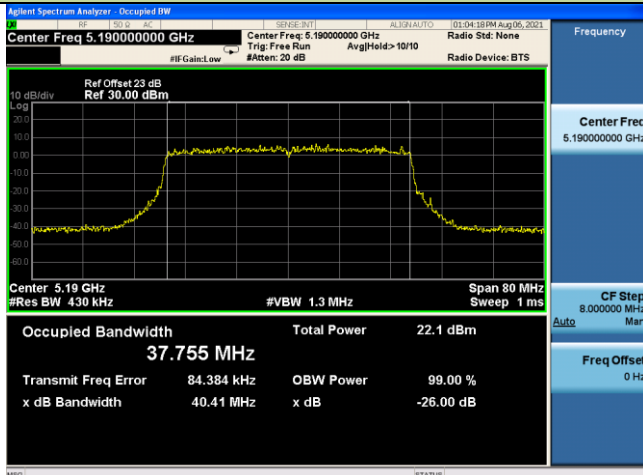
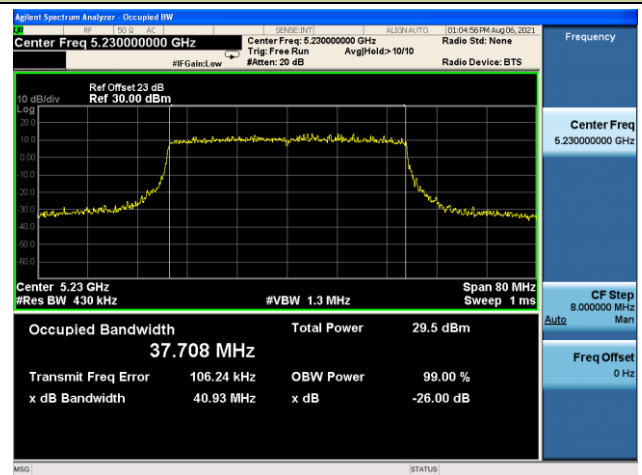


802.11ax-HE40 26dB Bandwidth

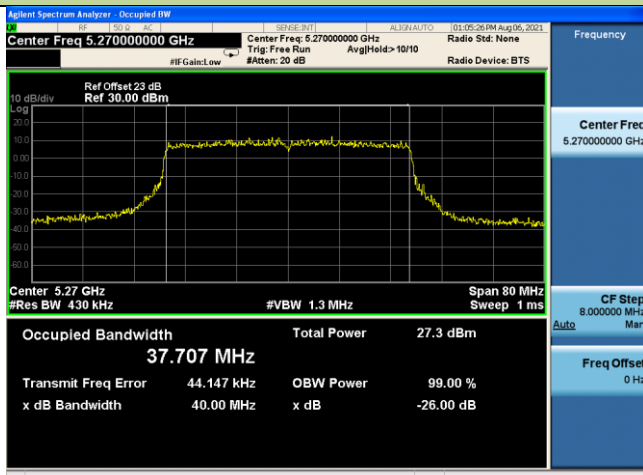
Channel 38 (5190MHz)



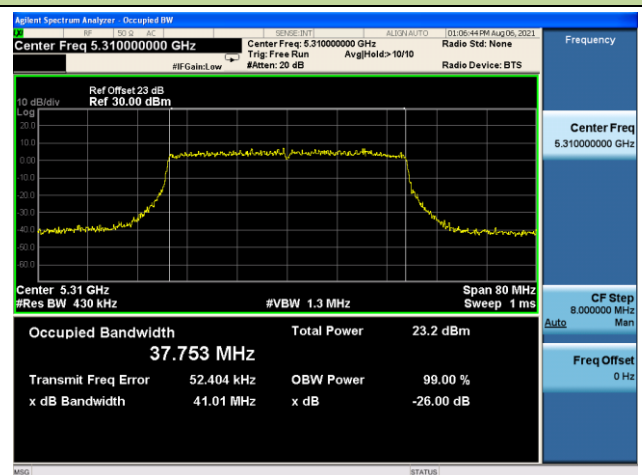
Channel 46 (5230MHz)



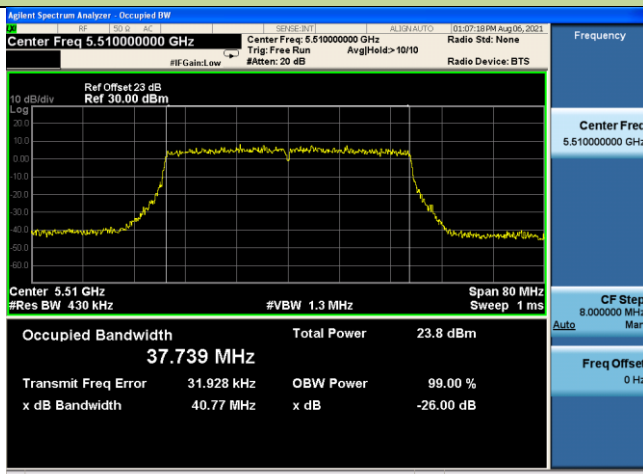
Channel 54 (5270MHz)



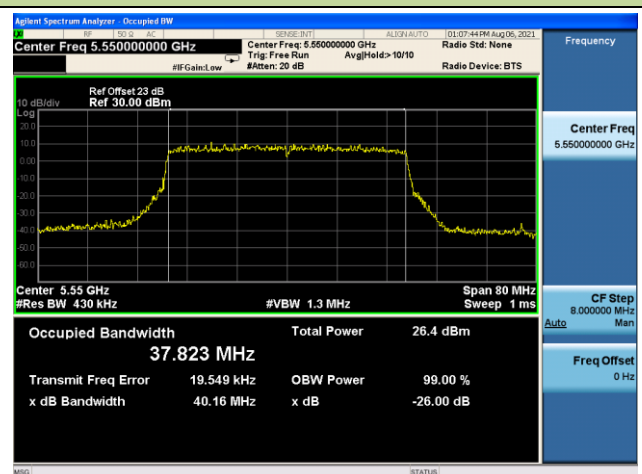
Channel 62 (5310MHz)



Channel 102 (5510MHz)

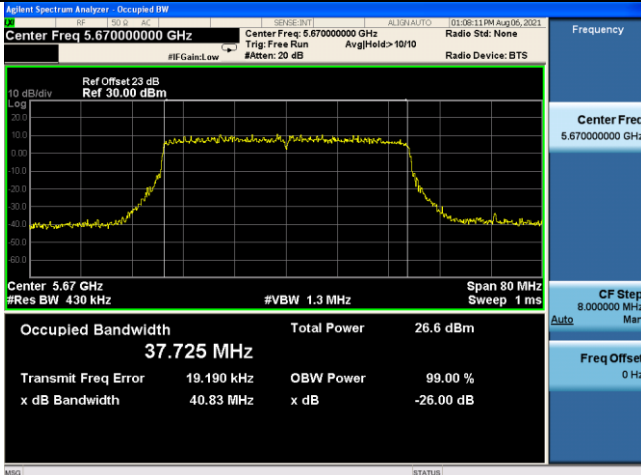


Channel 110 (5550MHz)

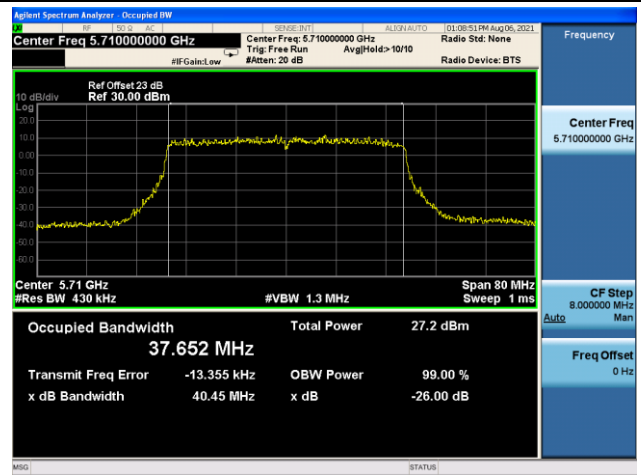


802.11ax-HE40 26dB Bandwidth

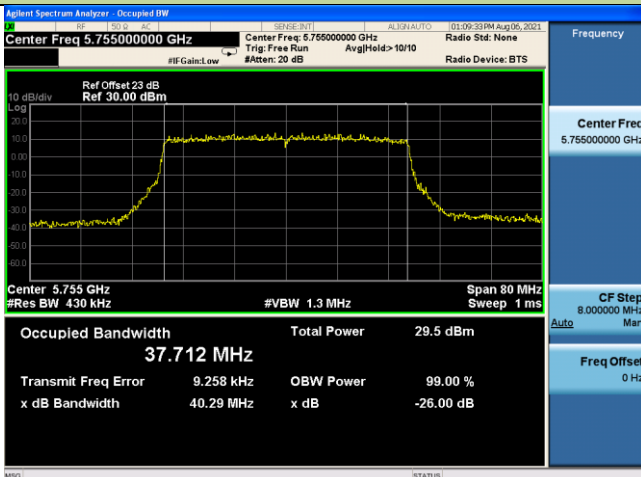
Channel 134 (5670MHz)



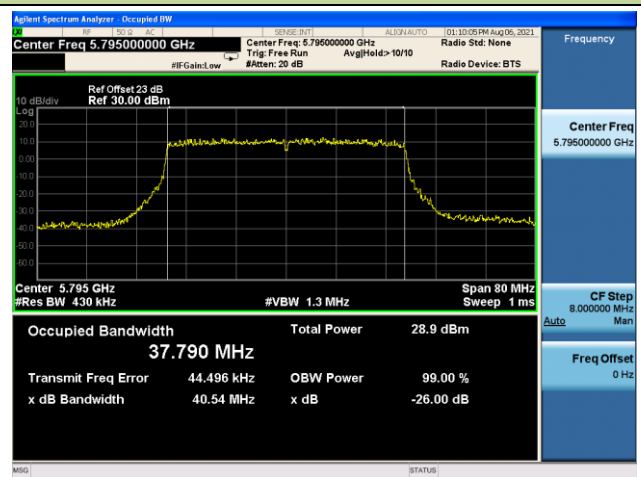
Channel 142 (5710MHz)



Channel 151 (5755MHz)

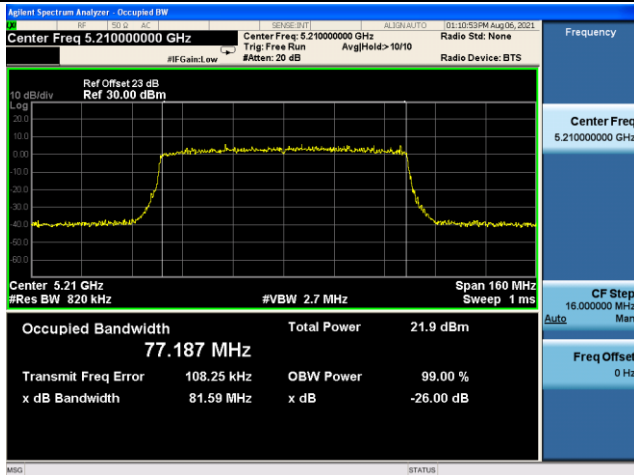


Channel 159 (5795MHz)

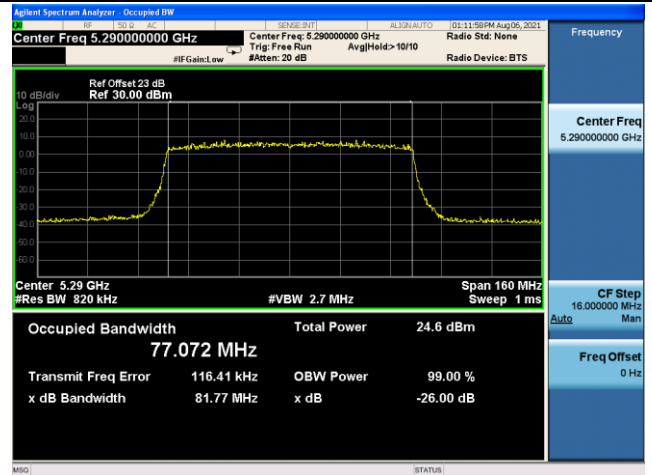


802.11ax-HE80 26dB Bandwidth

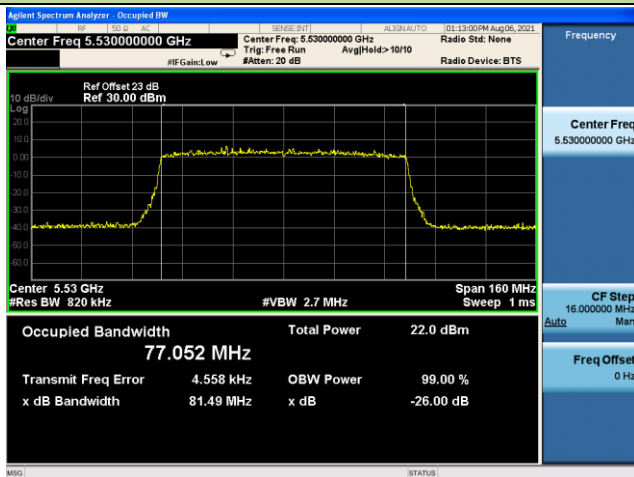
Channel 42 (5210MHz)



Channel 58 (5290MHz)



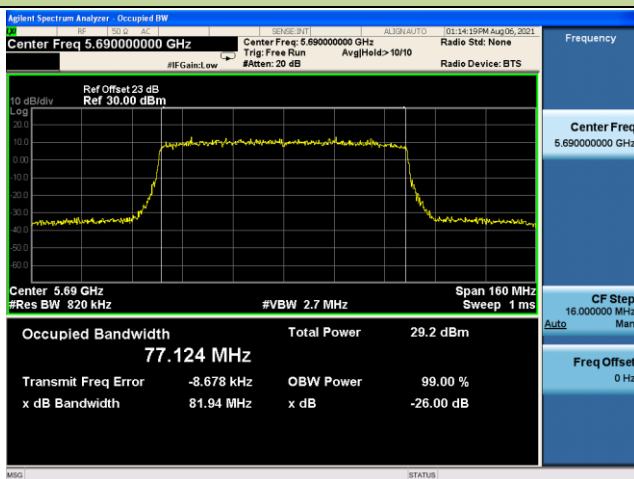
Channel 106 (5530MHz)



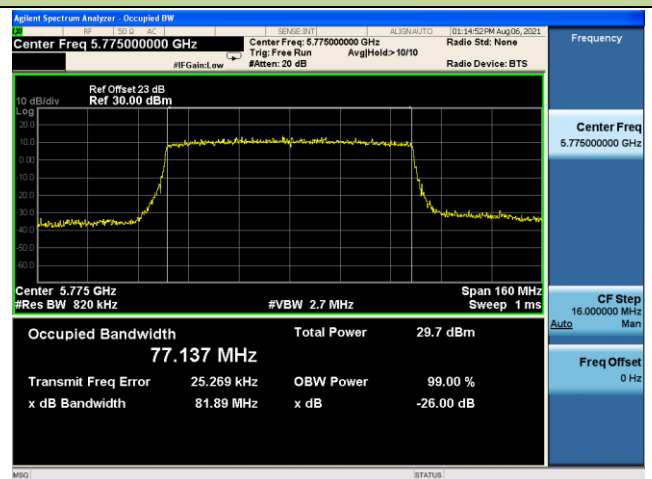
Channel 122 (5610MHz)



Channel 138 (5690MHz)



Channel 155 (5775MHz)



5.3. 6dB Bandwidth Measurement

5.3.1. Test Limit

The minimum 6dB bandwidth shall be at least 500 kHz.

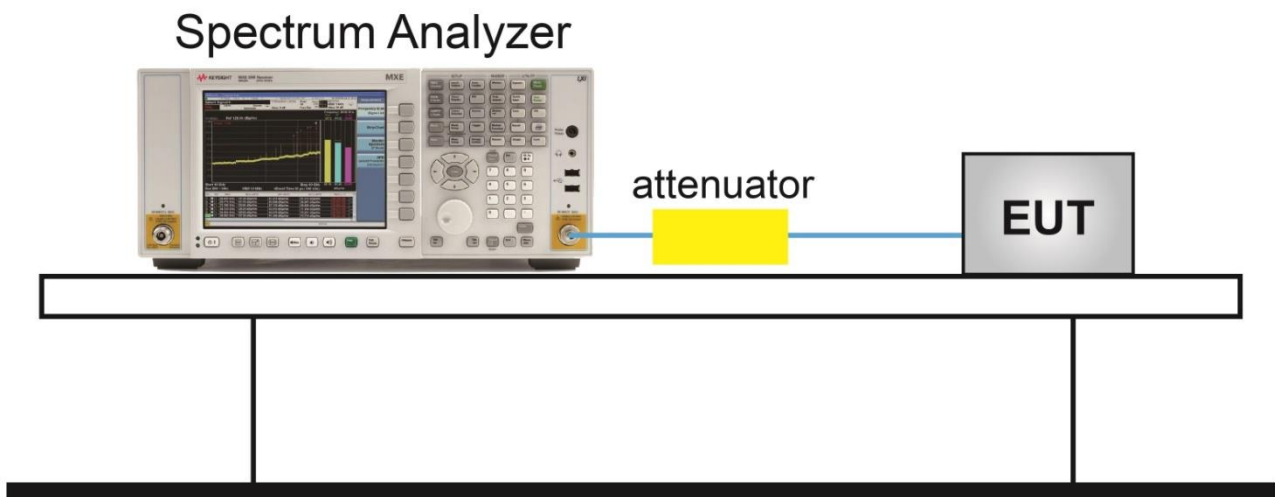
5.3.2. Test Procedure Used

KDB 789033 D02v02r01 - Section C.2

5.3.3. Test Setting

1. Set center frequency to the nominal EUT channel center frequency.
2. RBW = 100 kHz.
3. VBW $\geq 3 \times$ RBW.
4. Detector = Peak.
5. Trace mode = Max hold.
6. Sweep = Auto couple.
7. Allow the trace to stabilize.
8. Measure the maximum width of the emission that is constrained by the frequencies associated with the two outermost amplitude points (upper and lower frequencies) that are attenuated by 6 dB relative to the maximum level measured in the fundamental emission.

5.3.4. Test Setup



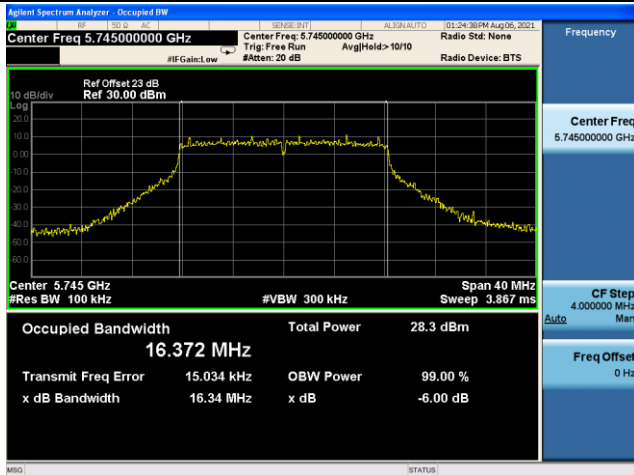
5.3.5. Test Result

Test Site	NS-TR2	Test Engineer	Flag Yang
Test Date	2021/08/06		

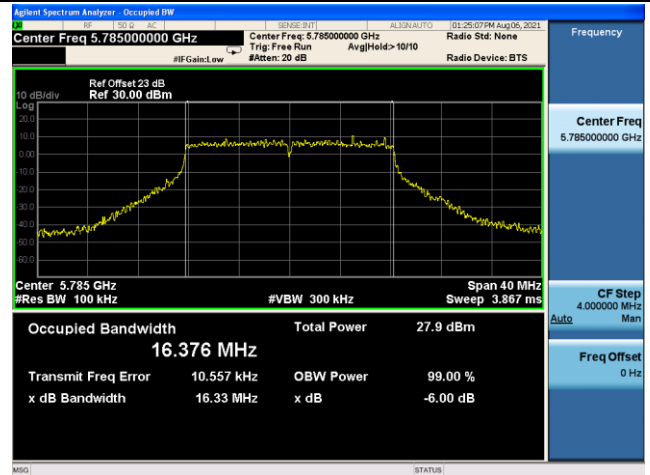
Test Mode	Data Rate/ MCS	Channel No.	Frequency (MHz)	6dB Bandwidth (MHz)	Limit (MHz)	Result
802.11a	6Mbps	149	5745	16.34	≥ 0.5	Pass
802.11a	6Mbps	157	5785	16.33	≥ 0.5	Pass
802.11a	6Mbps	165	5825	15.99	≥ 0.5	Pass
802.11ac-VHT20	MCS0	149	5745	17.61	≥ 0.5	Pass
802.11ac-VHT20	MCS0	157	5785	16.92	≥ 0.5	Pass
802.11ac-VHT20	MCS0	165	5825	17.59	≥ 0.5	Pass
802.11ac-VHT40	MCS0	151	5755	36.38	≥ 0.5	Pass
802.11ac-VHT40	MCS0	159	5795	36.44	≥ 0.5	Pass
802.11ac-VHT80	MCS0	155	5775	75.00	≥ 0.5	Pass
802.11ax-HE20	MCS0	149	5745	18.27	≥ 0.5	Pass
802.11ax-HE20	MCS0	157	5785	18.51	≥ 0.5	Pass
802.11ax-HE20	MCS0	165	5825	18.50	≥ 0.5	Pass
802.11ax-HE40	MCS0	151	5755	37.53	≥ 0.5	Pass
802.11ax-HE40	MCS0	159	5795	37.69	≥ 0.5	Pass
802.11ax-HE80	MCS0	155	5775	77.23	≥ 0.5	Pass

802.11a 6dB Bandwidth

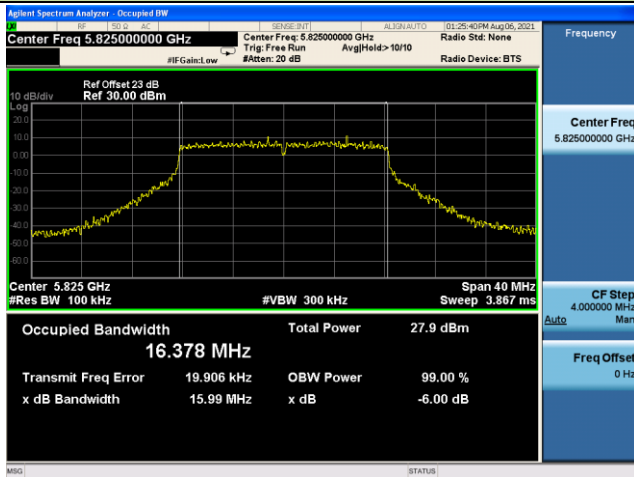
Channel 149 (5745MHz)



Channel 157 (5785MHz)

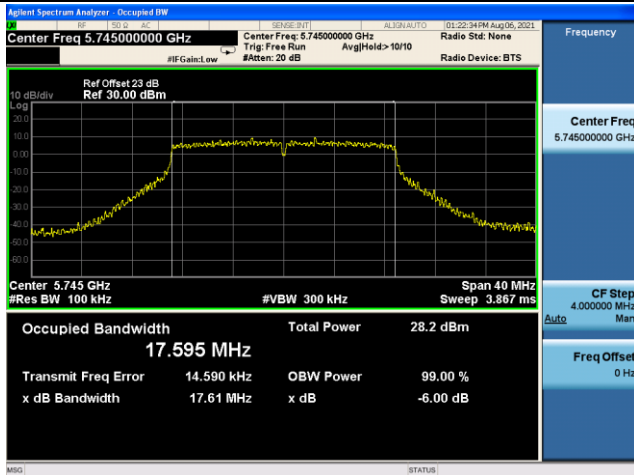


Channel 165 (5825MHz)

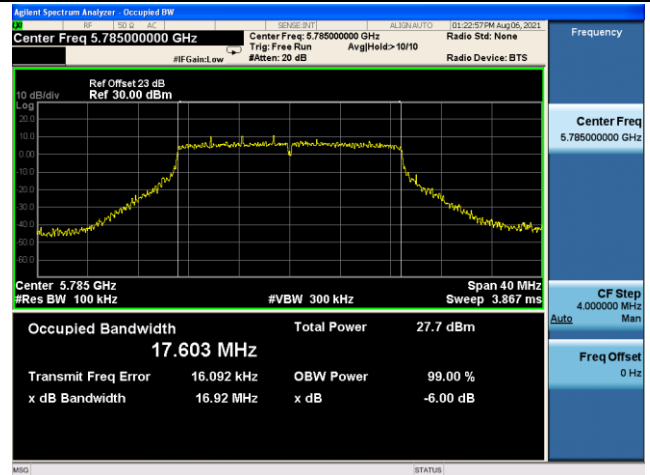


802.11ac-VHT20 6dB Bandwidth

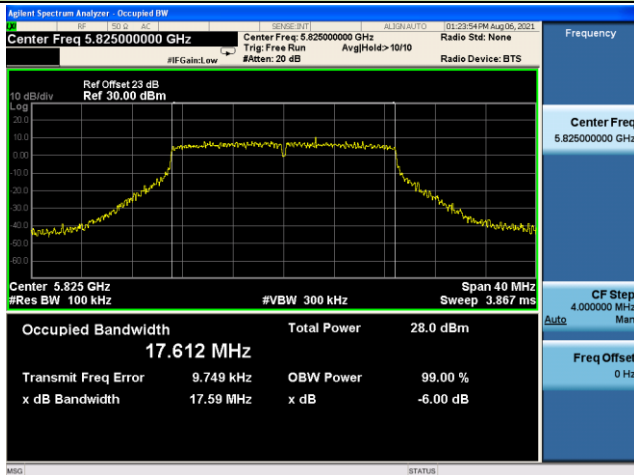
Channel 149 (5745MHz)



Channel 157 (5785MHz)

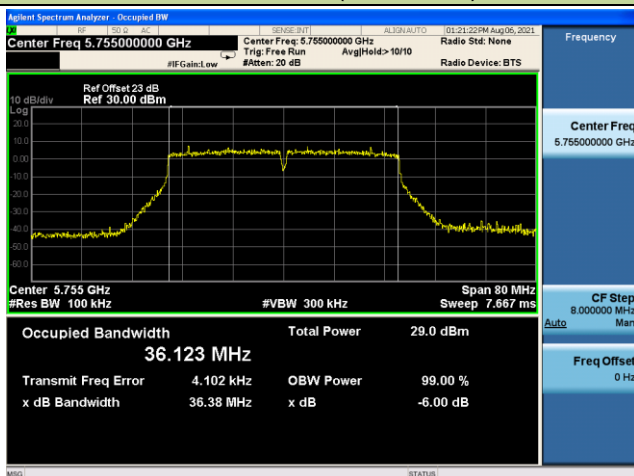


Channel 165 (5825MHz)

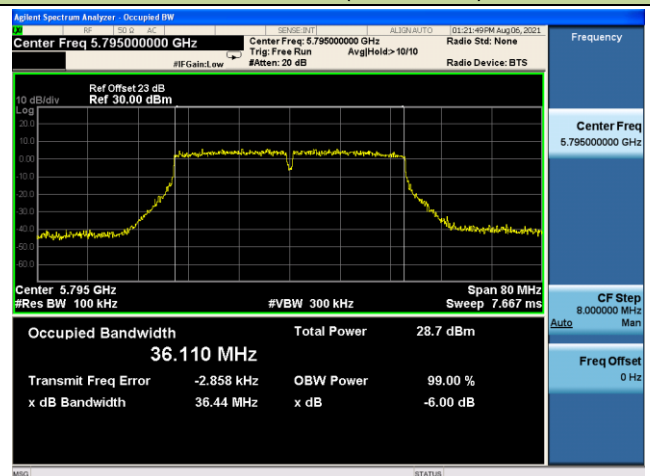


802.11ac-VHT40 6dB Bandwidth

Channel 151 (5755MHz)

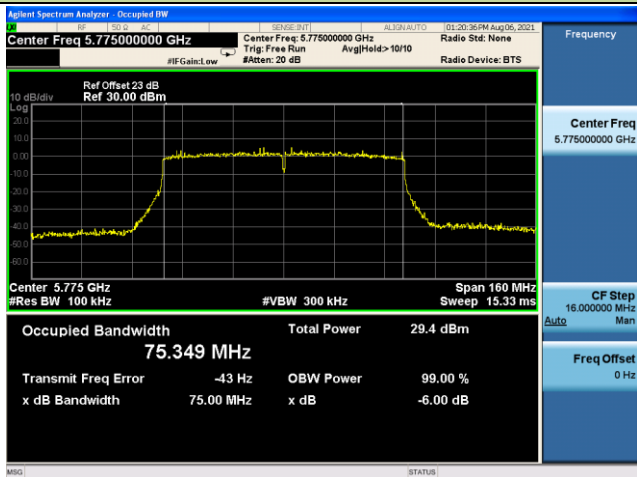


Channel 159 (5795MHz)



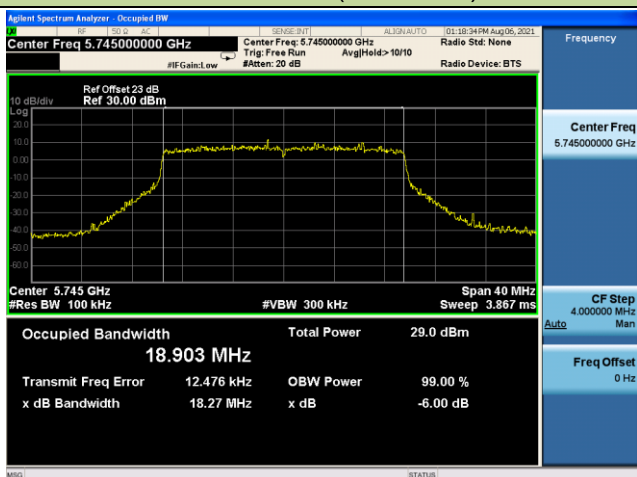
802.11ac-VHT80 6dB Bandwidth

Channel 155 (5775MHz)

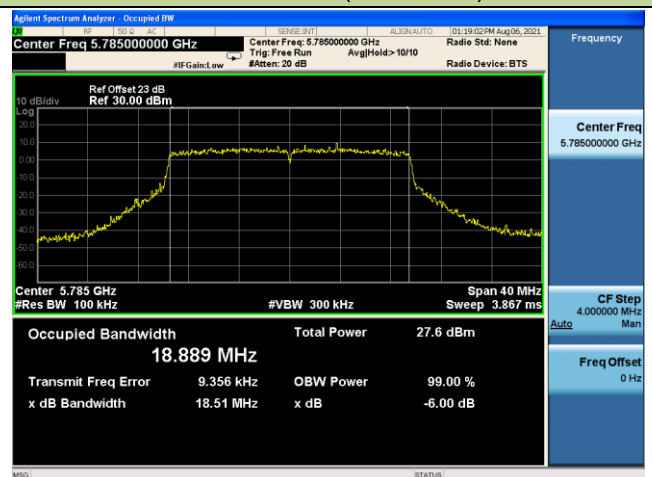


802.11ax-HE20 6dB Bandwidth

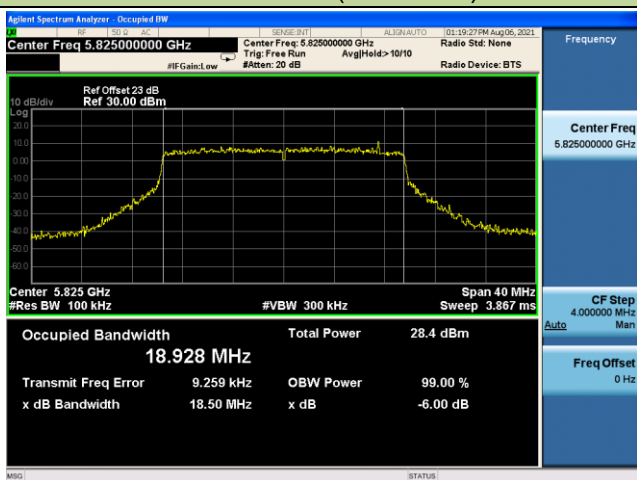
Channel 149 (5745MHz)



Channel 157 (5785MHz)

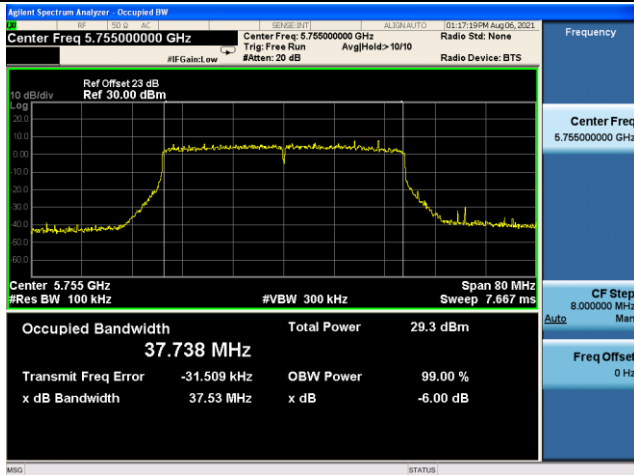


Channel 165 (5825MHz)

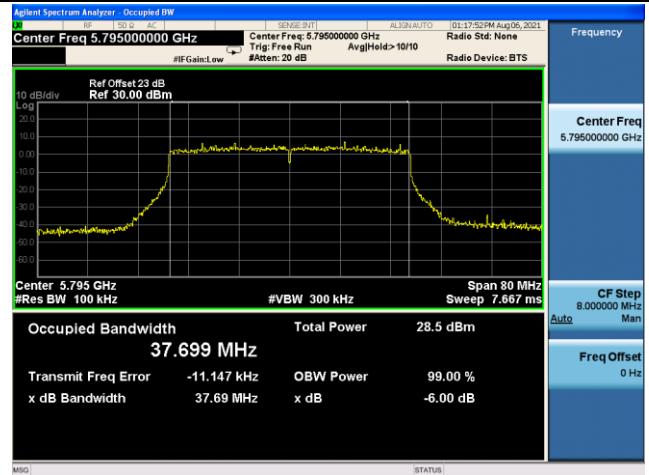


802.11ax-HE40 6dB Bandwidth

Channel 151 (5755MHz)

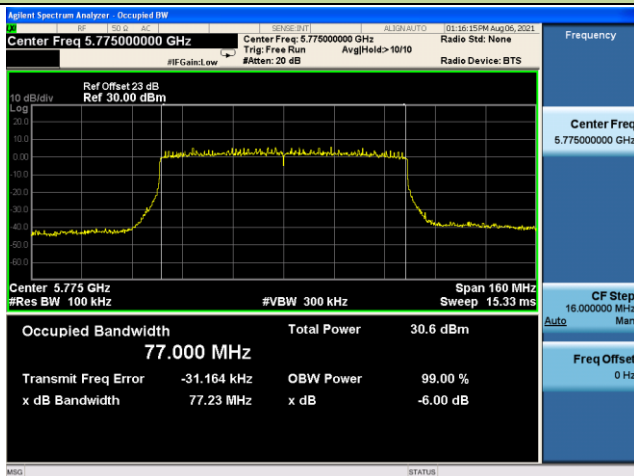


Channel 159 (5795MHz)



802.11ax-HE80 6dB Bandwidth

Channel 155 (5775MHz)



5.4. Output Power Measurement

5.4.1. Test Limit

For the band 5.15-5.25 GHz, the maximum conducted output power over the frequency band of operation shall not exceed 1 W provided the maximum antenna gain does not exceed 6 dBi.

For the 5.25-5.35 GHz and 5.47-5.725 GHz bands, the maximum conducted output power over the frequency bands of operation shall not exceed the lesser of 250 mW or $11 \text{ dBm} + 10 \log B$, where B is the 26 dB emission bandwidth in megahertz.

For the band 5.725-5.85 GHz, the maximum conducted output power over the frequency band of operation shall not exceed 1 W (30dBm).

If transmitting antennas of directional gain greater than 6dBi are used, the maximum conducted output power shall be reduced by the amount in dB that the directional gain of the antenna exceeds 6dBi.

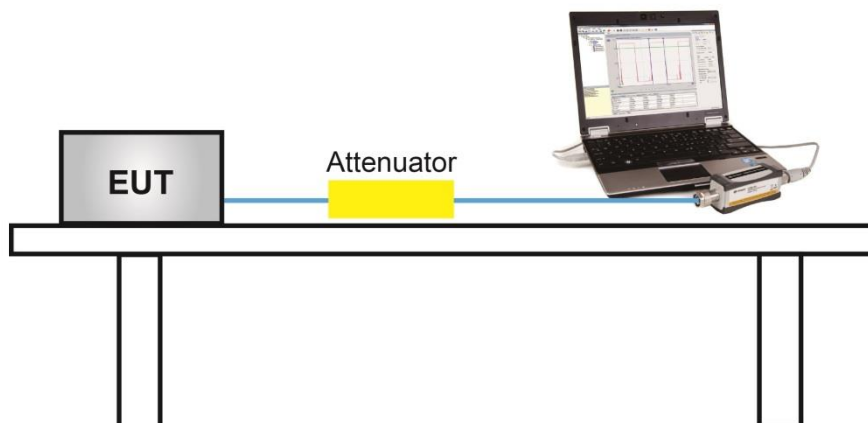
5.4.2. Test Procedure Used

KDB 789033D02v02r01- Section E)3)b) Method PM-G

5.4.3. Test Setting

Average power measurements were performed only when the EUT was transmitting at its maximum power control level using a broadband power meter with a pulse sensor. The power meter implemented triggering and gating capabilities which were set up such that power measurements were recorded only during the ON time of the transmitter.

5.4.4. Test Setup



5.4.5. Test Result

Test Site	NS-TR2	Test Engineer	Flag Yang
Test Date	2021/08/05~2021/08/06		

Test Mode	Data Rate/ MCS	Channel No.	Freq. (MHz)	Ant 0 Average Power (dBm)	Ant 1 Average Power (dBm)	Total Average Power (dBm)	Average Power Limit (dBm)	Result
11a	6Mbps	36	5180	20.56	20.89	23.74	≤ 30.00	Pass
11a	6Mbps	44	5220	20.66	21.32	24.01	≤ 30.00	Pass
11a	6Mbps	48	5240	20.78	21.70	24.27	≤ 30.00	Pass
11a	6Mbps	52	5260	15.34	15.63	18.50	≤ 23.98	Pass
11a	6Mbps	60	5300	15.62	15.34	18.49	≤ 23.98	Pass
11a	6Mbps	64	5320	15.49	15.21	18.36	≤ 23.98	Pass
11a	6Mbps	100	5500	15.40	15.28	18.35	≤ 23.98	Pass
11a	6Mbps	116	5580	15.37	14.91	18.16	≤ 23.98	Pass
11a	6Mbps	140	5700	15.86	15.28	18.59	≤ 23.98	Pass
11a	6Mbps	144	5720	15.75	15.23	18.51	≤ 22.86	Pass
11a	6Mbps	149	5745	21.54	21.06	24.32	≤ 30.00	Pass
11a	6Mbps	157	5785	21.56	20.83	24.22	≤ 30.00	Pass
11a	6Mbps	165	5825	21.58	20.90	24.26	≤ 30.00	Pass
11ac-VHT20	MCS0	36	5180	20.21	20.84	23.55	≤ 30.00	Pass
11ac-VHT20	MCS0	44	5220	21.11	21.66	24.40	≤ 30.00	Pass
11ac-VHT20	MCS0	48	5240	21.18	21.79	24.51	≤ 30.00	Pass
11ac-VHT20	MCS0	52	5260	16.08	16.10	19.10	≤ 23.98	Pass
11ac-VHT20	MCS0	60	5300	16.59	16.37	19.49	≤ 23.98	Pass
11ac-VHT20	MCS0	64	5320	16.51	16.20	19.37	≤ 23.98	Pass
11ac-VHT20	MCS0	100	5500	15.78	15.51	18.66	≤ 23.98	Pass
11ac-VHT20	MCS0	116	5580	15.73	15.37	18.56	≤ 23.98	Pass
11ac-VHT20	MCS0	140	5700	16.20	15.63	18.93	≤ 23.98	Pass
11ac-VHT20	MCS0	144	5720	16.08	15.47	18.80	≤ 22.94	Pass
11ac-VHT20	MCS0	149	5745	21.66	21.01	24.36	≤ 30.00	Pass
11ac-VHT20	MCS0	157	5785	21.66	20.92	24.32	≤ 30.00	Pass
11ac-VHT20	MCS0	165	5825	21.85	21.07	24.49	≤ 30.00	Pass

Test Mode	Data Rate/ MCS	Channel No.	Freq. (MHz)	Ant 0 Average Power (dBm)	Ant 1 Average Power (dBm)	Total Average Power (dBm)	Average Power Limit (dBm)	Result
11ac-VHT40	MCS0	38	5190	15.18	15.58	18.39	≤ 30.00	Pass
11ac-VHT40	MCS0	46	5230	21.50	22.01	24.77	≤ 30.00	Pass
11ac-VHT40	MCS0	54	5270	18.71	19.28	22.01	≤ 23.98	Pass
11ac-VHT40	MCS0	62	5310	16.50	16.61	19.57	≤ 23.98	Pass
11ac-VHT40	MCS0	102	5510	15.85	15.76	18.82	≤ 23.98	Pass
11ac-VHT40	MCS0	110	5550	18.67	18.36	21.53	≤ 23.98	Pass
11ac-VHT40	MCS0	134	5670	19.28	18.77	22.04	≤ 23.98	Pass
11ac-VHT40	MCS0	142	5710	19.17	18.39	21.81	≤ 23.98	Pass
11ac-VHT40	MCS0	151	5755	21.81	21.06	24.46	≤ 30.00	Pass
11ac-VHT40	MCS0	159	5795	21.92	21.20	24.59	≤ 30.00	Pass
11ac-VHT80	MCS0	42	5210	12.15	12.70	15.44	≤ 30.00	Pass
11ac-VHT80	MCS0	58	5290	15.66	15.44	18.56	≤ 23.98	Pass
11ac-VHT80	MCS0	106	5530	12.68	12.70	15.70	≤ 23.98	Pass
11ac-VHT80	MCS0	122	5610	20.99	20.69	23.85	≤ 23.98	Pass
11ac-VHT80	MCS0	138	5690	20.61	20.63	23.63	≤ 23.98	Pass
11ac-VHT80	MCS0	155	5775	21.49	21.03	24.28	≤ 30.00	Pass
11ax-HE20	MCS0	36	5180	20.47	20.92	23.71	≤ 30.00	Pass
11ax-HE20	MCS0	44	5220	21.45	21.80	24.64	≤ 30.00	Pass
11ax-HE20	MCS0	48	5240	21.21	21.79	24.52	≤ 30.00	Pass
11ax-HE20	MCS0	52	5260	16.40	16.59	19.51	≤ 23.98	Pass
11ax-HE20	MCS0	60	5300	16.55	16.32	19.45	≤ 23.98	Pass
11ax-HE20	MCS0	64	5320	16.38	16.05	19.23	≤ 23.98	Pass
11ax-HE20	MCS0	100	5500	16.09	15.80	18.96	≤ 23.98	Pass
11ax-HE20	MCS0	116	5580	16.05	15.79	18.93	≤ 23.98	Pass
11ax-HE20	MCS0	140	5700	16.55	15.99	19.29	≤ 23.98	Pass
11ax-HE20	MCS0	144	5720	16.40	15.92	19.18	≤ 22.92	Pass
11ax-HE20	MCS0	149	5745	21.65	21.88	24.78	≤ 30.00	Pass
11ax-HE20	MCS0	157	5785	21.88	21.12	24.53	≤ 30.00	Pass
11ax-HE20	MCS0	165	5825	21.75	21.95	24.86	≤ 30.00	Pass

Test Mode	Data Rate/ MCS	Channel No.	Freq. (MHz)	Ant 0 Average Power (dBm)	Ant 1 Average Power (dBm)	Total Average Power (dBm)	Average Power Limit (dBm)	Result
11ax-HE40	MCS0	38	5190	12.99	13.45	16.24	≤ 30.00	Pass
11ax-HE40	MCS0	46	5230	20.88	21.59	24.26	≤ 30.00	Pass
11ax-HE40	MCS0	54	5270	19.09	19.73	22.43	≤ 23.98	Pass
11ax-HE40	MCS0	62	5310	15.50	15.81	18.67	≤ 23.98	Pass
11ax-HE40	MCS0	102	5510	15.85	15.61	18.74	≤ 23.98	Pass
11ax-HE40	MCS0	110	5550	18.70	18.22	21.48	≤ 23.98	Pass
11ax-HE40	MCS0	134	5670	18.96	18.39	21.69	≤ 23.98	Pass
11ax-HE40	MCS0	142	5710	19.45	18.78	22.14	≤ 23.98	Pass
11ax-HE40	MCS0	151	5755	21.82	21.48	24.66	≤ 30.00	Pass
11ax-HE40	MCS0	159	5795	21.67	21.08	24.40	≤ 30.00	Pass
11ax-HE80	MCS0	42	5210	12.41	12.55	15.49	≤ 30.00	Pass
11ax-HE80	MCS0	58	5290	14.86	14.85	17.87	≤ 23.98	Pass
11ax-HE80	MCS0	106	5530	13.07	12.65	15.88	≤ 23.98	Pass
11ax-HE80	MCS0	122	5610	20.80	20.69	23.76	≤ 23.98	Pass
11ax-HE80	MCS0	138	5690	20.77	20.75	23.77	≤ 23.98	Pass
11ax-HE80	MCS0	155	5775	21.88	21.21	24.57	≤ 30.00	Pass

Note 1: Total Average Power (dBm) = $10 \cdot \log \{10^{(\text{ANT 0 Average Power} / 10)} + 10^{(\text{ANT 1 Average Power} / 10)}\}$ (dBm).

Note 2: For Channel 144, Average Power Limit = $11 + 10 \cdot \log(5 + \text{BW}_{26\text{dBc}} / 2)$.

Verified Data

Test Site	WZ-TR3	Test Engineer	Bruce Wang
Test Date	2021/08/27		

Test Mode	Data Rate/ MCS	Channel No.	Freq. (MHz)	Ant 0 Average Power (dBm)	Ant 1 Average Power (dBm)	Total Average Power (dBm)	Average Power Limit (dBm)	Result
11a	6Mbps	36	5180	20.41	20.80	23.62	≤ 30.00	Pass
11a	6Mbps	44	5220	20.52	21.19	23.88	≤ 30.00	Pass
11a	6Mbps	48	5240	20.71	21.64	24.21	≤ 30.00	Pass
11a	6Mbps	52	5260	15.23	15.46	18.36	≤ 23.98	Pass
11a	6Mbps	60	5300	15.52	15.18	18.36	≤ 23.98	Pass
11a	6Mbps	64	5320	15.40	15.13	18.28	≤ 23.98	Pass
11a	6Mbps	100	5500	15.32	15.19	18.27	≤ 23.98	Pass
11a	6Mbps	116	5580	15.27	14.83	18.07	≤ 23.98	Pass
11a	6Mbps	140	5700	15.76	15.19	18.49	≤ 23.98	Pass
11a	6Mbps	144	5720	15.61	15.16	18.40	≤ 22.86	Pass
11a	6Mbps	149	5745	21.42	20.97	24.21	≤ 30.00	Pass
11a	6Mbps	157	5785	21.45	20.75	24.12	≤ 30.00	Pass
11a	6Mbps	165	5825	21.50	20.83	24.19	≤ 30.00	Pass
11ac-VHT20	MCS0	36	5180	20.13	20.76	23.47	≤ 30.00	Pass
11ac-VHT20	MCS0	44	5220	20.99	21.57	24.30	≤ 30.00	Pass
11ac-VHT20	MCS0	48	5240	21.08	21.74	24.43	≤ 30.00	Pass
11ac-VHT20	MCS0	52	5260	15.97	16.03	19.01	≤ 23.98	Pass
11ac-VHT20	MCS0	60	5300	16.51	16.31	19.42	≤ 23.98	Pass
11ac-VHT20	MCS0	64	5320	16.44	16.13	19.30	≤ 23.98	Pass
11ac-VHT20	MCS0	100	5500	15.68	15.43	18.57	≤ 23.98	Pass
11ac-VHT20	MCS0	116	5580	15.63	15.28	18.47	≤ 23.98	Pass
11ac-VHT20	MCS0	140	5700	16.12	15.56	18.86	≤ 23.98	Pass
11ac-VHT20	MCS0	144	5720	15.99	15.38	18.71	≤ 22.94	Pass
11ac-VHT20	MCS0	149	5745	21.57	20.93	24.27	≤ 30.00	Pass
11ac-VHT20	MCS0	157	5785	21.56	20.85	24.23	≤ 30.00	Pass
11ac-VHT20	MCS0	165	5825	21.76	20.99	24.40	≤ 30.00	Pass

Test Mode	Data Rate/ MCS	Channel No.	Freq. (MHz)	Ant 0 Average Power (dBm)	Ant 1 Average Power (dBm)	Total Average Power (dBm)	Average Power Limit (dBm)	Result
11ac-VHT40	MCS0	38	5190	15.14	15.43	18.30	≤ 30.00	Pass
11ac-VHT40	MCS0	46	5230	21.40	21.94	24.69	≤ 30.00	Pass
11ac-VHT40	MCS0	54	5270	18.62	19.21	21.94	≤ 23.98	Pass
11ac-VHT40	MCS0	62	5310	16.40	16.53	19.48	≤ 23.98	Pass
11ac-VHT40	MCS0	102	5510	15.75	15.69	18.73	≤ 23.98	Pass
11ac-VHT40	MCS0	110	5550	18.58	18.32	21.46	≤ 23.98	Pass
11ac-VHT40	MCS0	134	5670	19.18	18.68	21.95	≤ 23.98	Pass
11ac-VHT40	MCS0	142	5710	19.08	18.32	21.73	≤ 23.98	Pass
11ac-VHT40	MCS0	151	5755	21.72	20.97	24.37	≤ 30.00	Pass
11ac-VHT40	MCS0	159	5795	21.82	21.12	24.49	≤ 30.00	Pass
11ac-VHT80	MCS0	42	5210	12.10	12.62	15.38	≤ 30.00	Pass
11ac-VHT80	MCS0	58	5290	15.58	15.35	18.48	≤ 23.98	Pass
11ac-VHT80	MCS0	106	5530	12.58	12.62	15.61	≤ 23.98	Pass
11ac-VHT80	MCS0	122	5610	20.89	20.62	23.77	≤ 23.98	Pass
11ac-VHT80	MCS0	138	5690	20.52	20.54	23.54	≤ 23.98	Pass
11ac-VHT80	MCS0	155	5775	21.42	20.95	24.20	≤ 30.00	Pass
11ax-HE20	MCS0	36	5180	20.41	20.83	23.64	≤ 30.00	Pass
11ax-HE20	MCS0	44	5220	21.35	21.72	24.55	≤ 30.00	Pass
11ax-HE20	MCS0	48	5240	21.13	21.73	24.45	≤ 30.00	Pass
11ax-HE20	MCS0	52	5260	16.31	16.52	19.43	≤ 23.98	Pass
11ax-HE20	MCS0	60	5300	16.43	16.30	19.38	≤ 23.98	Pass
11ax-HE20	MCS0	64	5320	16.32	15.97	19.16	≤ 23.98	Pass
11ax-HE20	MCS0	100	5500	15.99	15.72	18.87	≤ 23.98	Pass
11ax-HE20	MCS0	116	5580	15.94	15.72	18.84	≤ 23.98	Pass
11ax-HE20	MCS0	140	5700	16.45	15.92	19.20	≤ 23.98	Pass
11ax-HE20	MCS0	144	5720	16.29	15.83	19.08	≤ 22.92	Pass
11ax-HE20	MCS0	149	5745	21.55	21.79	24.68	≤ 30.00	Pass
11ax-HE20	MCS0	157	5785	21.78	21.04	24.44	≤ 30.00	Pass
11ax-HE20	MCS0	165	5825	21.56	21.79	24.69	≤ 30.00	Pass

Test Mode	Data Rate/ MCS	Channel No.	Freq. (MHz)	Ant 0 Average Power (dBm)	Ant 1 Average Power (dBm)	Total Average Power (dBm)	Average Power Limit (dBm)	Result
11ax-HE40	MCS0	38	5190	12.89	13.36	16.14	≤ 30.00	Pass
11ax-HE40	MCS0	46	5230	20.67	21.45	24.09	≤ 30.00	Pass
11ax-HE40	MCS0	54	5270	18.97	19.62	22.32	≤ 23.98	Pass
11ax-HE40	MCS0	62	5310	15.39	15.73	18.57	≤ 23.98	Pass
11ax-HE40	MCS0	102	5510	15.72	15.50	18.62	≤ 23.98	Pass
11ax-HE40	MCS0	110	5550	18.62	18.14	21.40	≤ 23.98	Pass
11ax-HE40	MCS0	134	5670	18.79	18.27	21.55	≤ 23.98	Pass
11ax-HE40	MCS0	142	5710	19.35	18.69	22.04	≤ 23.98	Pass
11ax-HE40	MCS0	151	5755	21.71	21.40	24.57	≤ 30.00	Pass
11ax-HE40	MCS0	159	5795	21.58	20.99	24.31	≤ 30.00	Pass
11ax-HE80	MCS0	42	5210	12.30	12.52	15.42	≤ 30.00	Pass
11ax-HE80	MCS0	58	5290	14.77	14.67	17.73	≤ 23.98	Pass
11ax-HE80	MCS0	106	5530	12.95	12.56	15.77	≤ 23.98	Pass
11ax-HE80	MCS0	122	5610	20.69	20.62	23.67	≤ 23.98	Pass
11ax-HE80	MCS0	138	5690	20.67	20.69	23.69	≤ 23.98	Pass
11ax-HE80	MCS0	155	5775	21.77	21.13	24.47	≤ 30.00	Pass

Note 1: Total Average Power (dBm) = $10 \cdot \log \{ 10^{(\text{ANT 0 Average Power} / 10)} + 10^{(\text{ANT 1 Average Power} / 10)} \}$ (dBm).

Note 2: For Channel 144, Average Power Limit = $11 + 10 \cdot \log(5 + \text{BW}_{26\text{dBc}} / 2)$.

5.5. Transmit Power Control

5.5.1. Test Limit

The U-NII device is required to have the capability to operate at least 6 dB below the mean EIRP value of 30 dBm.

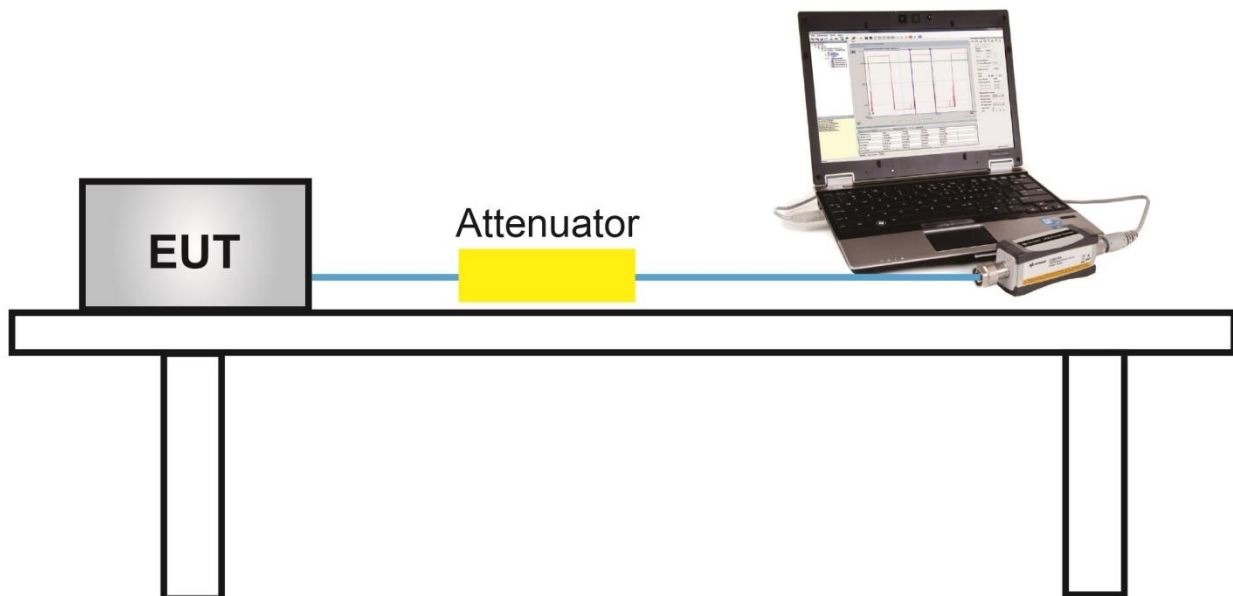
5.5.2. Test Procedure Used

ANSI C63.10-2013- Section 12.3.3.2 Method PM-G

5.5.3. Test Setting

Average power measurements were performed only when the EUT was transmitting at its maximum power control level using a broadband power meter with a pulse sensor. The power meter implemented triggering and gating capabilities which were set up such that power measurements were recorded only during the ON time of the transmitter.

5.5.4. Test Setup



5.5.5. Test Result

Device supports TPC mechanism, details refer to the operational description.

5.6. Power Spectral Density Measurement

5.6.1. Test Limit

For the band 5.15-5.25 GHz, the maximum power spectral density shall not exceed 17 dBm in any 1 megahertz band.

For the 5.25-5.35 GHz and 5.47-5.725 GHz bands, the maximum power spectral density shall not exceed 11 dBm in any 1 megahertz band.

For the band 5.725-5.85 GHz, the maximum power spectral density shall not exceed 30 dBm in any 500-kHz band.

If transmitting antennas of directional gain greater than 6dBi are used, the peak power spectral density shall be reduced by the amount in dB that the directional gain of the antenna exceeds 6dBi.

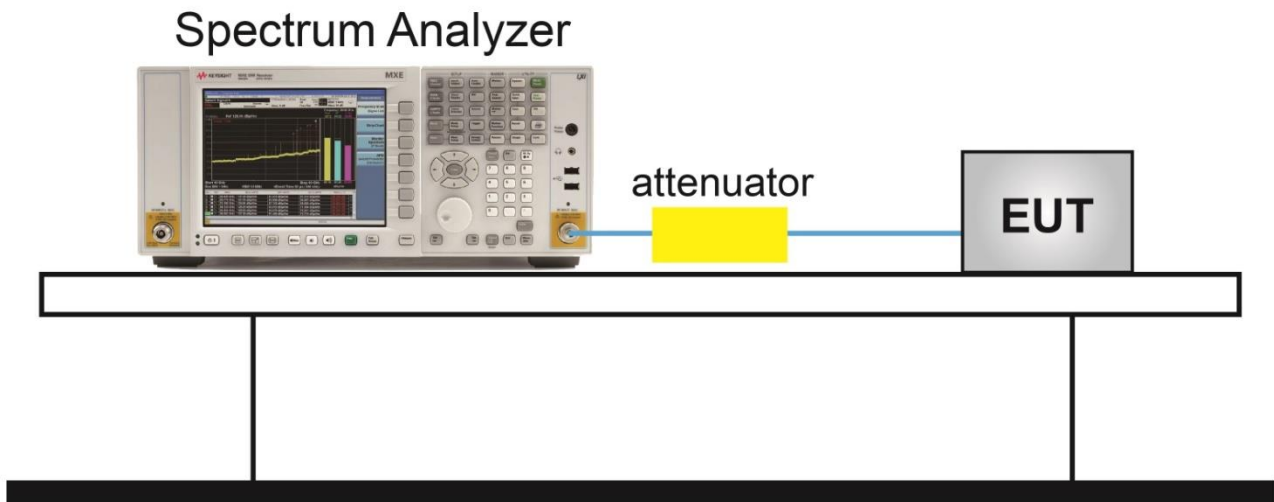
5.6.2. Test Procedure Used

KDB 789033 D02v02r01 - Section F

5.6.3. Test Setting

1. Analyzer was set to the center frequency of the UNII channel under investigation
2. Span was set to encompass the entire 26dB EBW of the signal.
3. RBW = 1MHz, if measurement bandwidth of Maximum PSD is specified in 500 kHz,
RBW = 510KHz
4. VBW \geq 3RBW
5. Number of sweep points $\geq 2 \times$ (span / RBW)
6. Detector = power averaging (Average)
7. Sweep time = auto
8. Trigger = free run
9. Use the peak search function on the instrument to find the peak of the spectrum and record its value.
10. Add $10 \cdot \log(1/x)$, where x is the duty cycle, to the measured power in order to compute the average power during the actual transmission times (because the measurement represents an average over both the on and off times of the transmission). For example, add $10 \cdot \log(1/0.25) = 6$ dB if the duty cycle is 25 percent.

5.6.4. Test Setup



5.6.5. Test Result

Test Site	NS-TR2	Test Engineer	Flag Yang
Test Date	2021/08/05~2021/08/07		
Test Item	Power Spectral Density (UNII-Band 1 & UNII-2a & UNII-2c)		

Test Mode	Data Rate/ MCS	Channel No.	Freq. (MHz)	Ant 0 PSD (dBm/MHz)	Ant 1 PSD (dBm/MHz)	Duty Cycle (%)	Total PSD (dBm/ MHz)	PSD Limit (dBm/MHz)	Result
11a	6Mbps	36	5180	11.22	10.58	94.66	14.16	≤ 14.99	Pass
11a	6Mbps	44	5220	10.47	11.03	94.66	14.01	≤ 14.99	Pass
11a	6Mbps	48	5240	10.70	11.94	94.66	14.61	≤ 14.99	Pass
11a	6Mbps	52	5260	5.32	5.18	94.66	8.50	≤ 8.99	Pass
11a	6Mbps	60	5300	5.47	5.09	94.66	8.53	≤ 8.99	Pass
11a	6Mbps	64	5320	5.12	5.39	94.66	8.51	≤ 8.99	Pass
11a	6Mbps	100	5500	5.13	5.39	94.66	8.51	≤ 8.99	Pass
11a	6Mbps	116	5580	5.35	5.69	94.66	8.77	≤ 8.99	Pass
11a	6Mbps	140	5700	5.55	4.94	94.66	8.51	≤ 8.99	Pass
11a	6Mbps	144	5720	5.43	4.66	94.66	8.31	≤ 8.99	Pass
11ac-VHT20	MCS0	36	5180	10.14	10.78	92.95	13.80	≤ 14.99	Pass
11ac-VHT20	MCS0	44	5220	11.28	11.96	92.95	14.96	≤ 14.99	Pass
11ac-VHT20	MCS0	48	5240	11.02	11.23	92.95	14.46	≤ 14.99	Pass
11ac-VHT20	MCS0	52	5260	5.23	5.15	92.95	8.52	≤ 8.99	Pass
11ac-VHT20	MCS0	60	5300	5.85	5.37	92.95	8.95	≤ 8.99	Pass
11ac-VHT20	MCS0	64	5320	5.82	5.42	92.95	8.95	≤ 8.99	Pass
11ac-VHT20	MCS0	100	5500	5.47	5.09	92.95	8.61	≤ 8.99	Pass
11ac-VHT20	MCS0	116	5580	5.39	5.10	92.95	8.57	≤ 8.99	Pass
11ac-VHT20	MCS0	140	5700	5.03	5.98	92.95	8.86	≤ 8.99	Pass
11ac-VHT20	MCS0	144	5720	5.03	5.15	92.95	8.42	≤ 8.99	Pass
11ac-VHT40	MCS0	38	5190	1.45	1.99	93.73	5.02	≤ 14.99	Pass
11ac-VHT40	MCS0	46	5230	8.40	8.54	93.73	11.76	≤ 14.99	Pass
11ac-VHT40	MCS0	54	5270	5.03	5.49	93.73	8.56	≤ 8.99	Pass
11ac-VHT40	MCS0	62	5310	2.63	2.27	93.73	5.74	≤ 8.99	Pass
11ac-VHT40	MCS0	102	5510	2.60	2.60	93.73	5.89	≤ 8.99	Pass
11ac-VHT40	MCS0	110	5550	5.17	4.76	93.73	8.26	≤ 8.99	Pass
11ac-VHT40	MCS0	134	5670	5.56	4.95	93.73	8.56	≤ 8.99	Pass
11ac-VHT40	MCS0	142	5710	5.62	5.09	93.73	8.65	≤ 8.99	Pass

Test Mode	Data Rate/ MCS	Channel No.	Freq. (MHz)	Ant 0 PSD (dBm/MHz)	Ant 1 PSD (dBm/MHz)	Duty Cycle (%)	Total PSD (dBm/ MHz)	PSD Limit (dBm/MHz)	Result
11ac-VHT80	MCS0	42	5210	-4.45	-4.28	88.67	-0.83	≤ 14.99	Pass
11ac-VHT80	MCS0	58	5290	-1.17	-1.28	88.67	2.31	≤ 8.99	Pass
11ac-VHT80	MCS0	106	5530	-3.42	-4.36	88.67	-0.33	≤ 8.99	Pass
11ac-VHT80	MCS0	122	5610	5.08	4.78	88.67	8.47	≤ 8.99	Pass
11ac-VHT80	MCS0	138	5690	4.31	3.75	88.67	7.57	≤ 8.99	Pass
11ax-HE20	MCS0	36	5180	9.80	10.04	94.26	13.19	≤ 14.99	Pass
11ax-HE20	MCS0	44	5220	10.33	11.31	94.26	14.12	≤ 14.99	Pass
11ax-HE20	MCS0	48	5240	10.22	10.92	94.26	13.85	≤ 14.99	Pass
11ax-HE20	MCS0	52	5260	5.49	5.52	94.26	8.77	≤ 8.99	Pass
11ax-HE20	MCS0	60	5300	5.46	5.07	94.26	8.54	≤ 8.99	Pass
11ax-HE20	MCS0	64	5320	5.41	5.14	94.26	8.54	≤ 8.99	Pass
11ax-HE20	MCS0	100	5500	5.38	5.24	94.26	8.58	≤ 8.99	Pass
11ax-HE20	MCS0	116	5580	5.66	5.08	94.26	8.65	≤ 8.99	Pass
11ax-HE20	MCS0	140	5700	5.68	5.26	94.26	8.74	≤ 8.99	Pass
11ax-HE20	MCS0	144	5720	5.67	5.27	94.26	8.74	≤ 8.99	Pass
11ax-HE40	MCS0	38	5190	-0.16	0.24	94.99	3.28	≤ 14.99	Pass
11ax-HE40	MCS0	46	5230	7.64	8.16	94.99	11.14	≤ 14.99	Pass
11ax-HE40	MCS0	54	5270	5.48	5.98	94.99	8.97	≤ 8.99	Pass
11ax-HE40	MCS0	62	5310	1.83	1.61	94.99	4.95	≤ 8.99	Pass
11ax-HE40	MCS0	102	5510	2.68	2.45	94.99	5.80	≤ 8.99	Pass
11ax-HE40	MCS0	110	5550	5.35	5.16	94.99	8.49	≤ 8.99	Pass
11ax-HE40	MCS0	134	5670	5.41	5.00	94.99	8.44	≤ 8.99	Pass
11ax-HE40	MCS0	142	5710	5.84	5.11	94.99	8.73	≤ 8.99	Pass
11ax-HE80	MCS0	42	5210	-3.83	-3.74	94.97	-0.55	≤ 14.99	Pass
11ax-HE80	MCS0	58	5290	-1.72	-1.92	94.97	1.41	≤ 8.99	Pass
11ax-HE80	MCS0	106	5530	-3.64	-3.85	94.97	-0.51	≤ 8.99	Pass
11ax-HE80	MCS0	122	5610	5.01	4.53	94.97	8.01	≤ 8.99	Pass
11ax-HE80	MCS0	138	5690	4.67	3.69	94.97	7.44	≤ 8.99	Pass

Note 1: When EUT duty cycle ≥ 98%, the total PSD (dBm/MHz) = $10 \cdot \log \{10^{(\text{Ant 0 PSD}/10)} + 10^{(\text{Ant 1 PSD}/10)}\}$ (dBm/MHz).

When EUT duty cycle < 98%, the total PSD (dBm/MHz) = $10 \cdot \log \{10^{(\text{Ant 0 PSD}/10)} + 10^{(\text{Ant 1 PSD}/10)}\}$ (dBm/MHz) + $10 \cdot \log (1/\text{Duty Cycle})$.

Note 2: For UNII-Band 1, Limit (dBm/MHz) = 17 - (8.01 - 6) = 14.99 dBm/MHz.

For UNII-Band 2a & 2c, Limit (dBm/MHz) = 11 - (8.01 - 6) = 8.99 dBm/MHz.

Test Site	NS-TR2	Test Engineer	Flag Yang
Test Date	2021/08/05~2021/08/07		
Test Item	Power Spectral Density (UNII-Band 3)		

Test Mode	Data Rate/ MCS	Channel No.	Freq. (MHz)	Ant 0 PSD (dBm/510K Hz)	Ant 1 PSD (dBm/510K Hz)	Duty Cycle (%)	Total PSD (dBm/ 510KHz)	PSD Limit (dBm/500K Hz)	Result
11a	6Mbps	149	5745	8.74	8.03	94.66	11.65	≤ 27.99	Pass
11a	6Mbps	157	5785	8.51	7.77	94.66	11.40	≤ 27.99	Pass
11a	6Mbps	165	5825	8.24	7.64	94.66	11.20	≤ 27.99	Pass
11ac-VHT20	MCS0	149	5745	7.86	7.29	92.95	10.91	≤ 27.99	Pass
11ac-VHT20	MCS0	157	5785	7.99	7.07	92.95	10.88	≤ 27.99	Pass
11ac-VHT20	MCS0	165	5825	8.33	7.82	92.95	11.41	≤ 27.99	Pass
11ac-VHT40	MCS0	151	5755	5.43	4.83	93.73	8.43	≤ 27.99	Pass
11ac-VHT40	MCS0	159	5795	5.17	4.91	93.73	8.33	≤ 27.99	Pass
11ac-VHT80	MCS0	155	5775	1.92	4.49	88.67	6.92	≤ 27.99	Pass
11ax-HE20	MCS0	149	5745	8.64	7.92	94.26	11.56	≤ 27.99	Pass
11ax-HE20	MCS0	157	5785	7.90	6.81	94.26	10.66	≤ 27.99	Pass
11ax-HE20	MCS0	165	5825	8.53	7.74	94.26	11.42	≤ 27.99	Pass
11ax-HE40	MCS0	151	5755	5.88	5.16	94.99	8.77	≤ 27.99	Pass
11ax-HE40	MCS0	159	5795	4.91	4.50	94.99	7.94	≤ 27.99	Pass
11ax-HE80	MCS0	155	5775	2.97	2.14	94.97	5.81	≤ 27.99	Pass

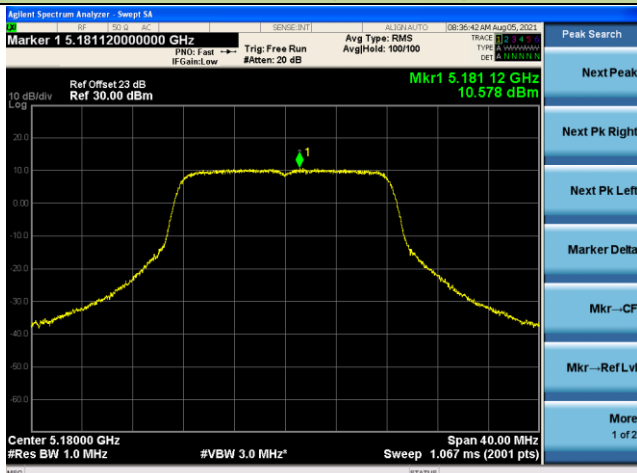
Note 1: When EUT duty cycle ≥ 98%, the total PSD (dBm / 510kHz) = $10 \cdot \log \{10^{(\text{Ant 0 AVGPSD}/10)} + 10^{(\text{Ant 1 AVGPSD}/10)}\}$.

When EUT duty cycle < 98%, the total PSD (dBm / 510kHz) = $10 \cdot \log \{10^{(\text{Ant 0 AVGPSD}/10)} + 10^{(\text{Ant 1 AVGPSD}/10)}\} + 10 \cdot \log (1/\text{Duty cycle})$.

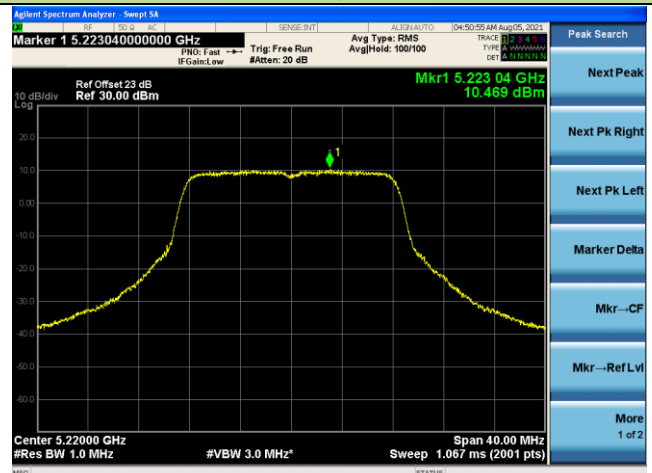
Note 2: Limit (dBm/500kHz) = 30 - (8.01 - 6) = 27.99 dBm/500kHz.

802.11a Power Spectral Density - Ant 0

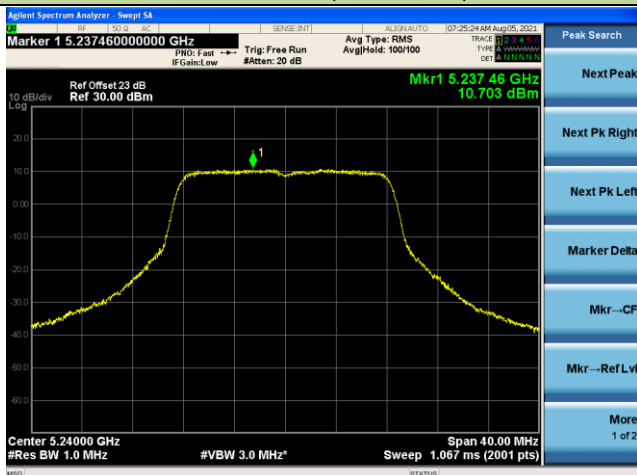
Channel 36 (5180MHz)



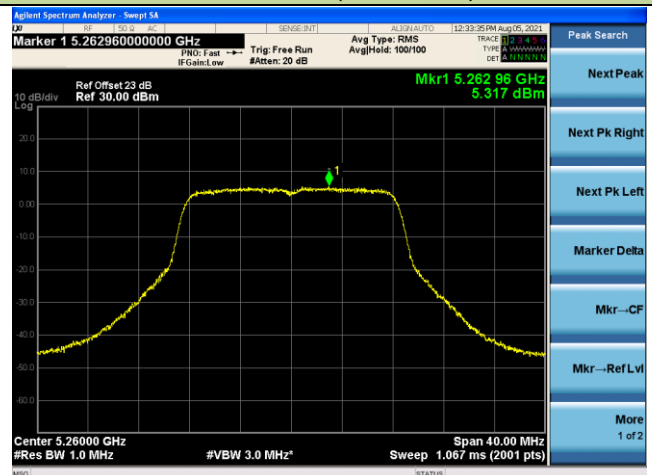
Channel 44 (5220MHz)



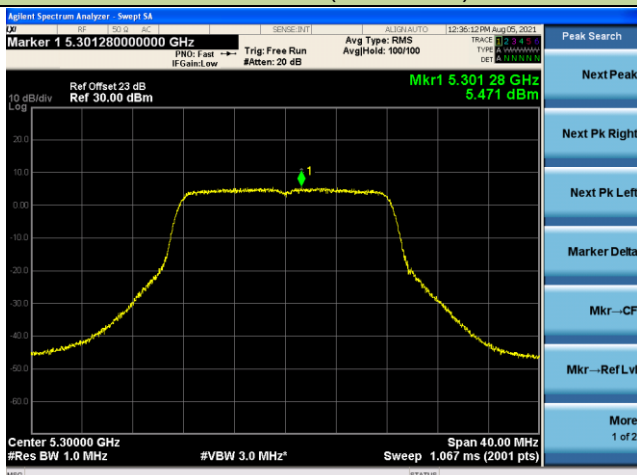
Channel 48 (5240MHz)



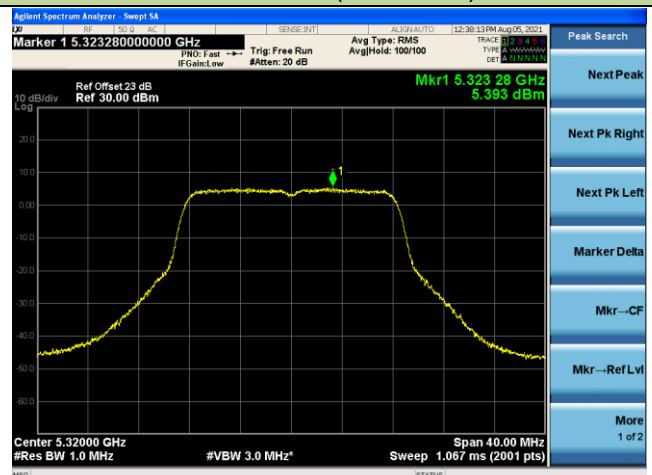
Channel 52 (5260MHz)



Channel 60 (5300MHz)

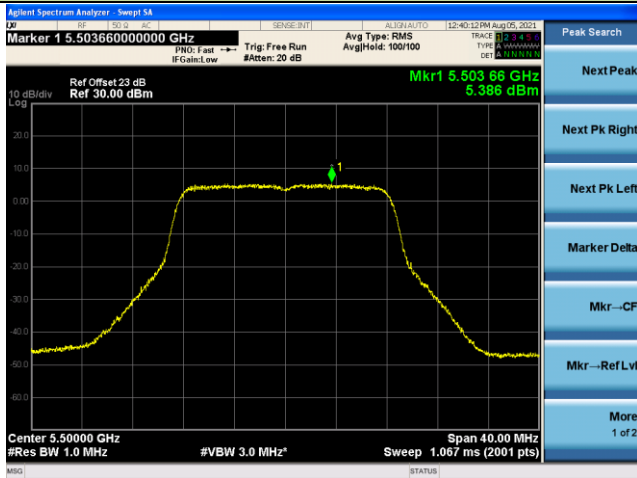


Channel 64 (5320MHz)

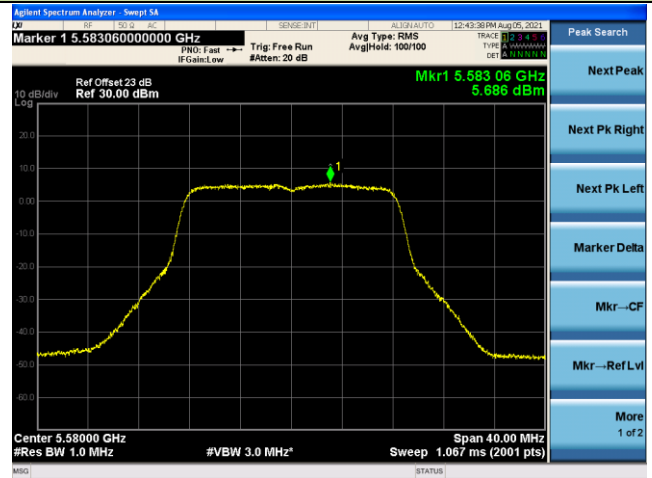


802.11a Power Spectral Density – Ant 0

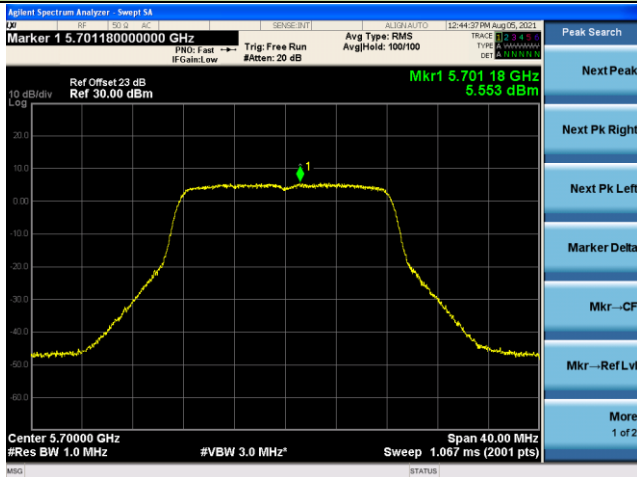
Channel 100 (5500MHz)



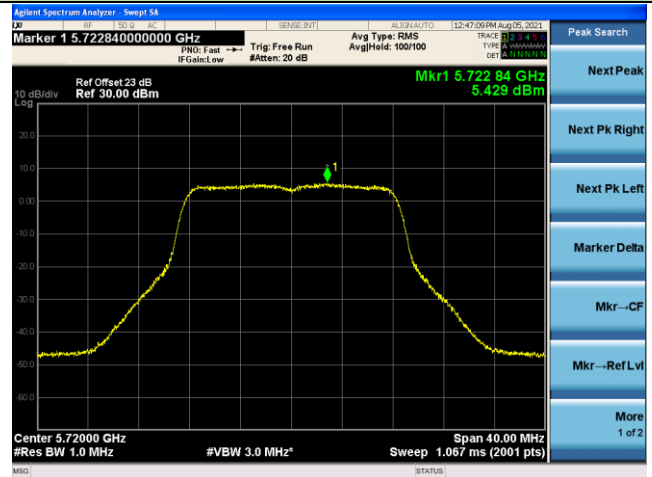
Channel 116 (5580MHz)



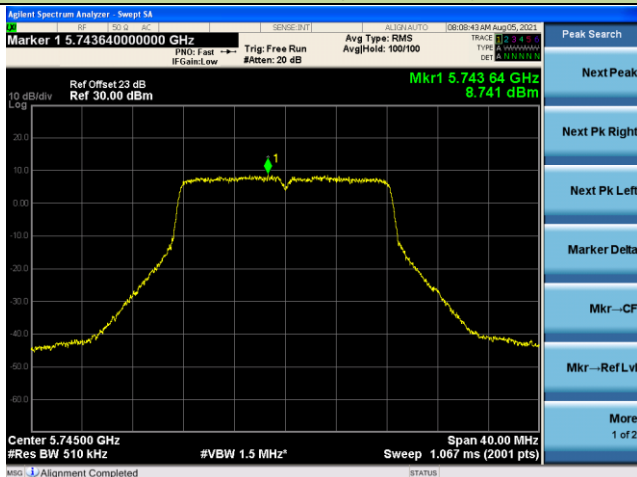
Channel 140 (5700MHz)



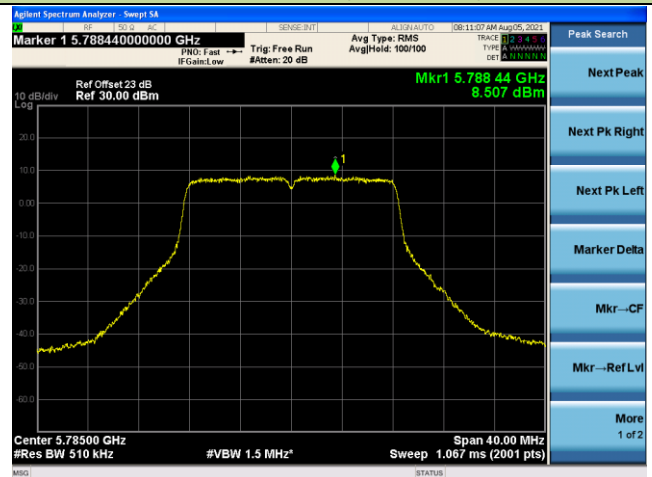
Channel 144 (5720MHz)



Channel 149 (5745MHz)

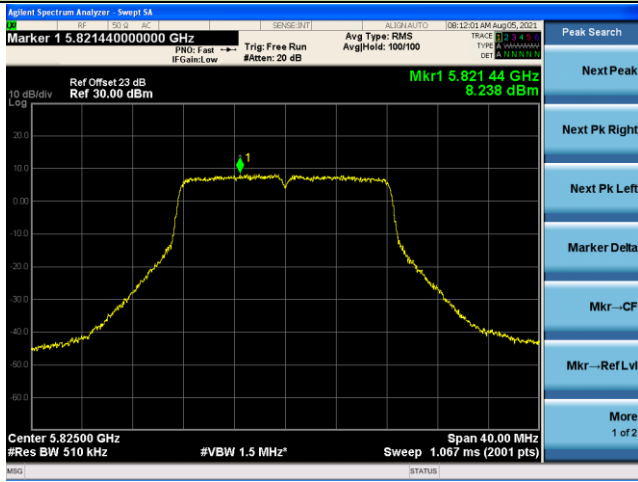


Channel 157 (5785MHz)



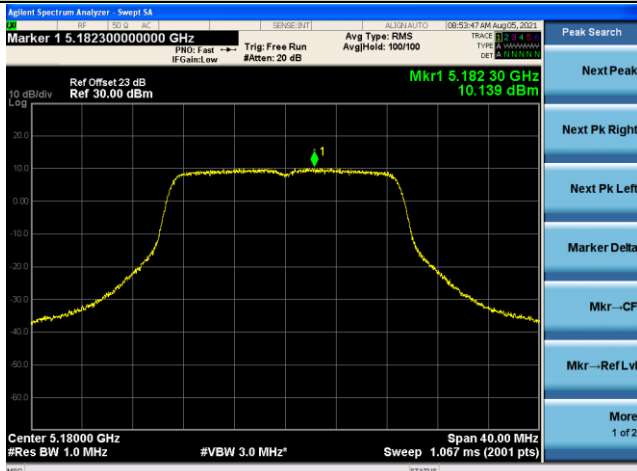
802.11a Power Spectral Density – Ant 0

Channel 165 (5825MHz)

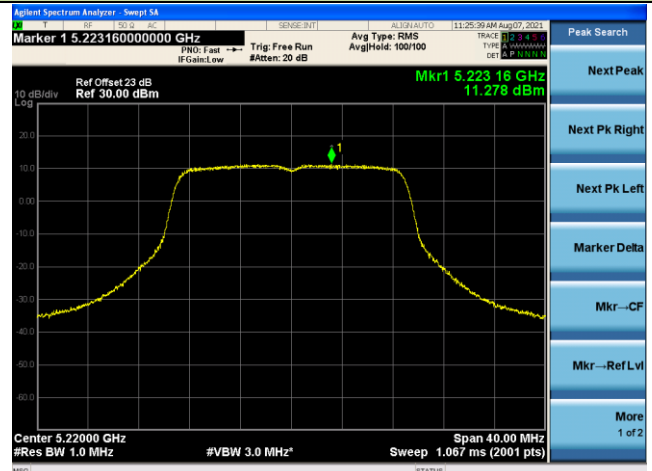


802.11ac-VHT20 Power Spectral Density – Ant 0

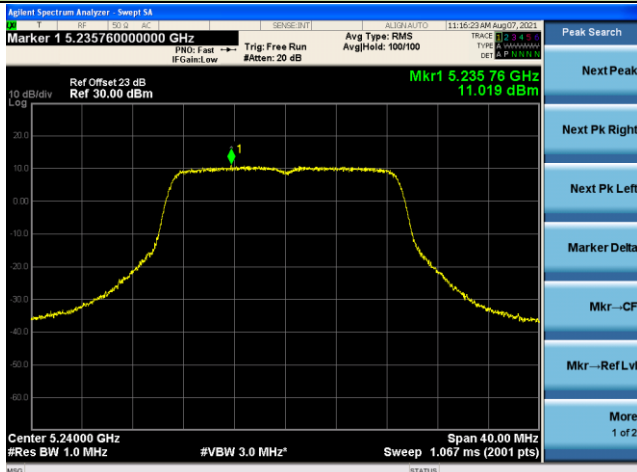
Channel 36 (5180MHz)



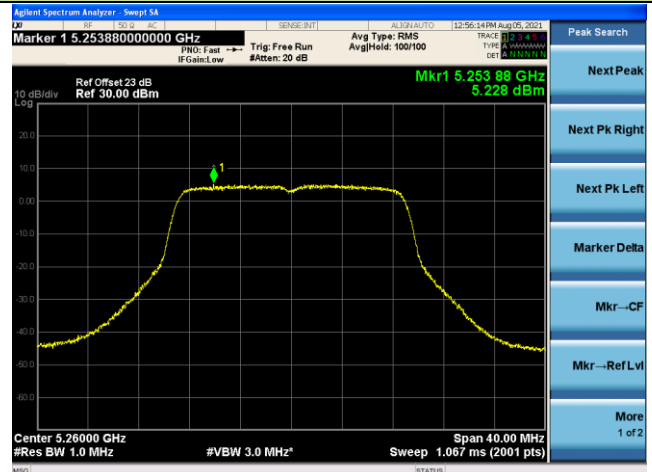
Channel 44 (5220MHz)



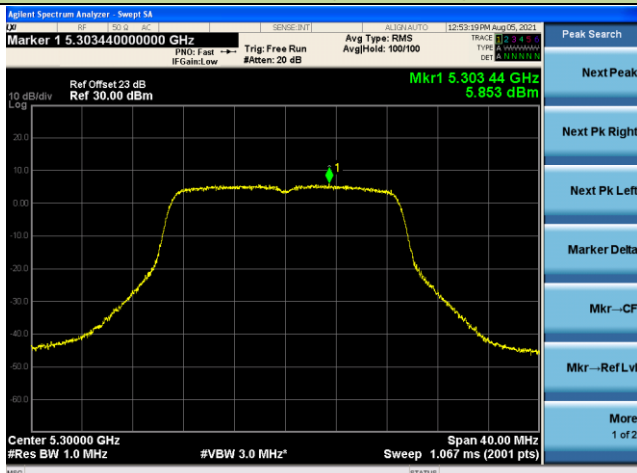
Channel 48 (5240MHz)



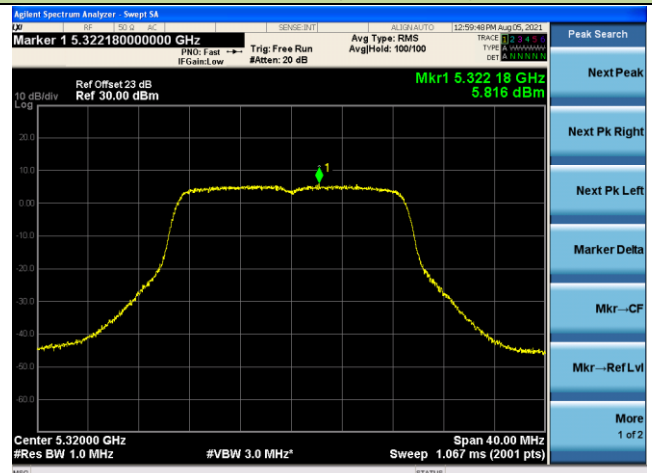
Channel 52 (5260MHz)



Channel 60 (5300MHz)

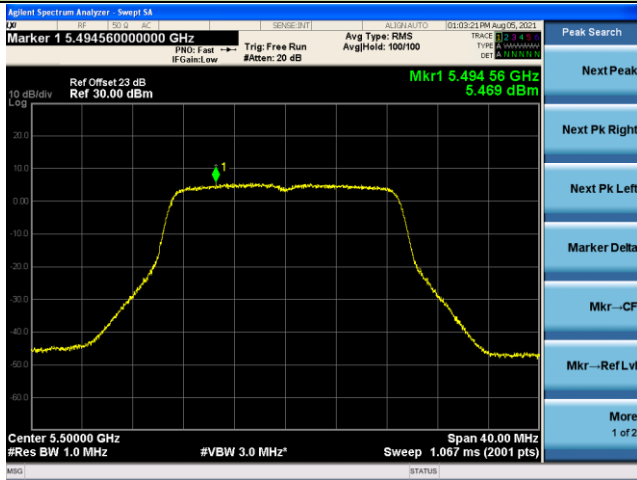


Channel 64 (5320MHz)

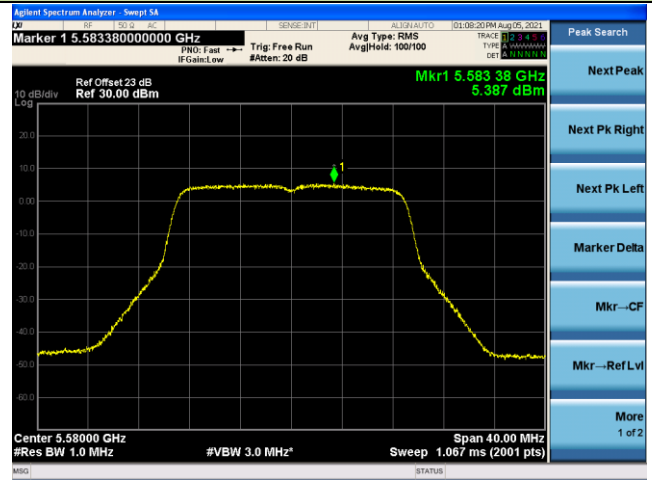


802.11ac-VHT20 Power Spectral Density – Ant 0

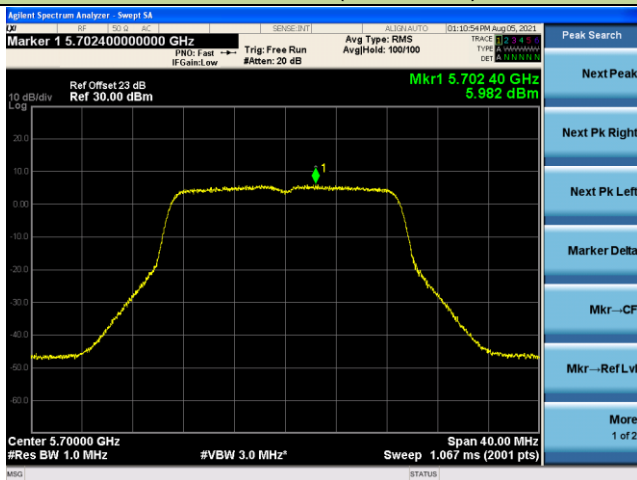
Channel 100 (5500MHz)



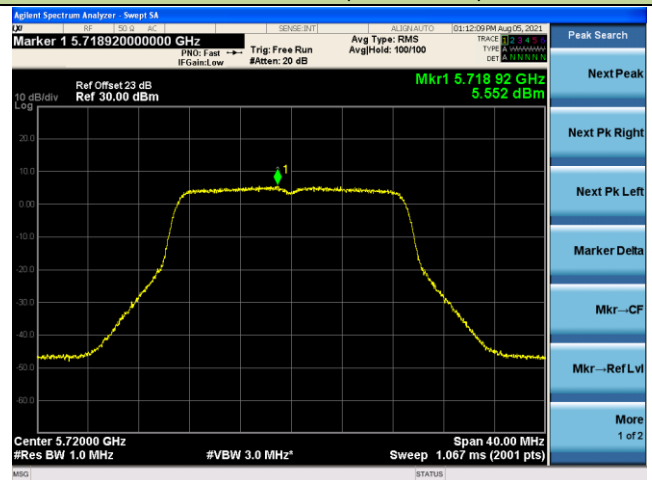
Channel 116 (5580MHz)



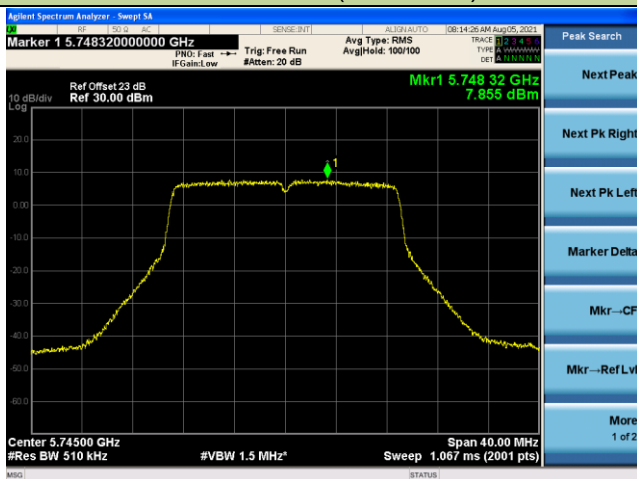
Channel 140 (5700MHz)



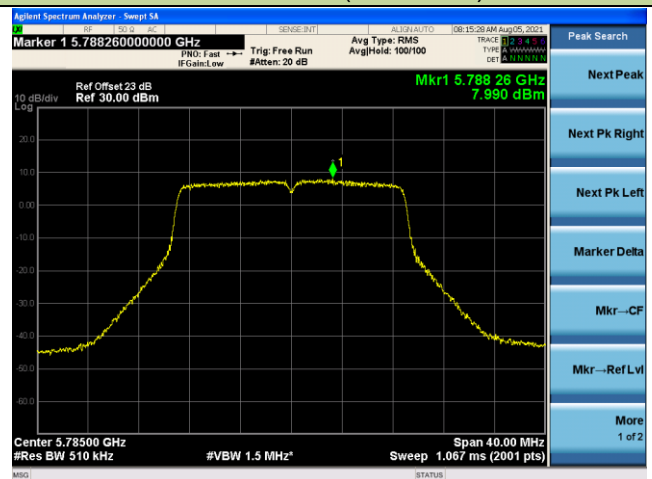
Channel 149 (5720MHz)



Channel 149 (5745MHz)

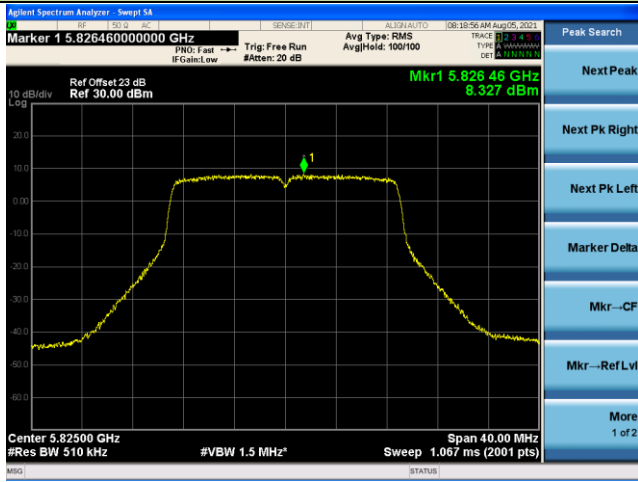


Channel 157 (5785MHz)



802.11ac-VHT20 Power Spectral Density – Ant 0

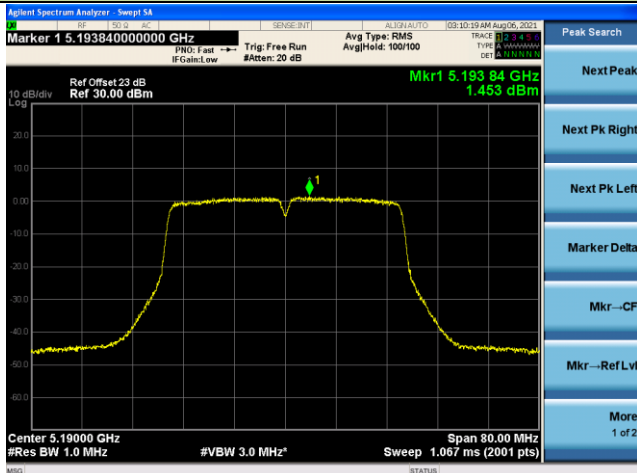
Channel 165 (5825MHz)



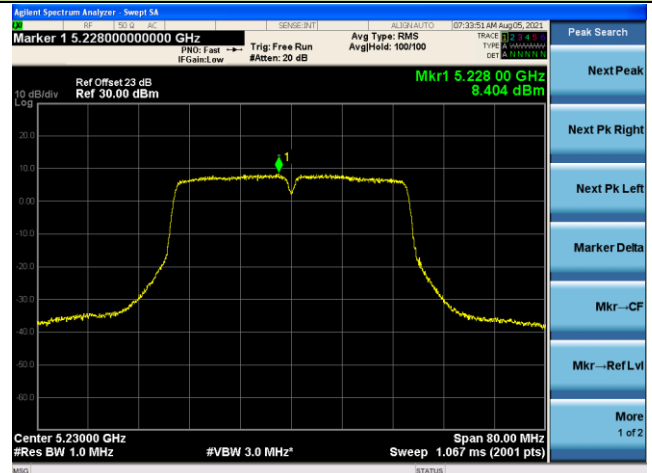
- Next Peak
- Next Pk Right
- Next Pk Left
- Marker Delta
- Mkr--CF
- Mkr--Ref Lvl
- More
1 of 2

802.11ac-VHT40 Power Spectral Density – Ant 0

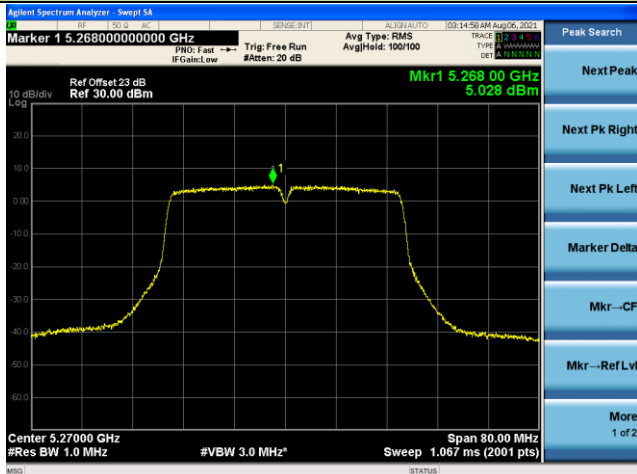
Channel 38 (5190MHz)



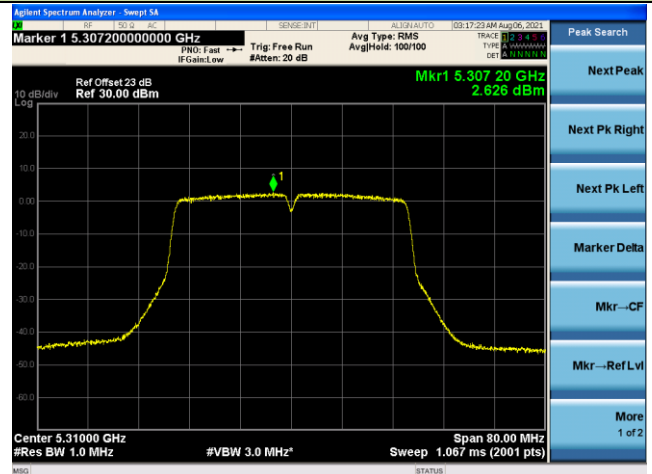
Channel 46 (5230MHz)



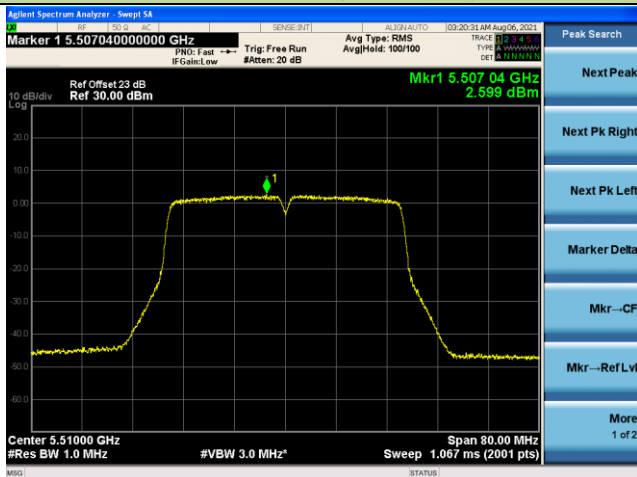
Channel 54 (5270MHz)



Channel 62 (5310MHz)



Channel 102 (5510MHz)



Channel 110 (5550MHz)

