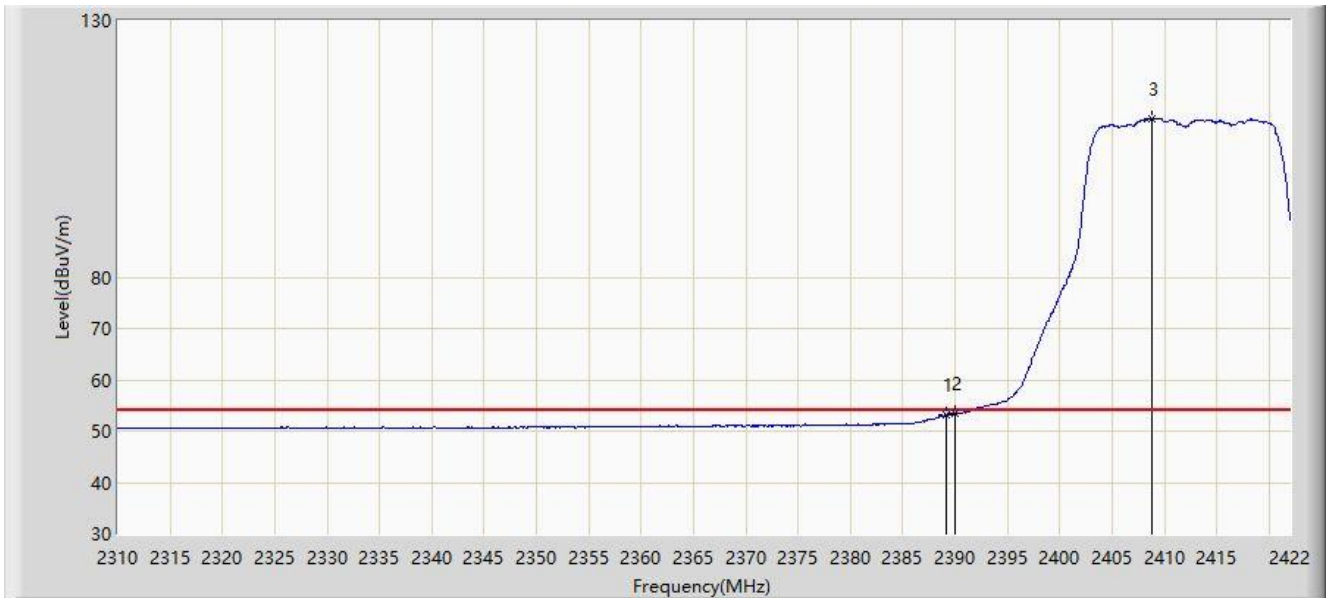


Site: NS-AC1	Time: 2021/07/17 - 13:34
Limit: FCC_Part 15.209_RE(3m)	Engineer: Dillon Diao
Probe: NS-AC1_BBHA9120D	Polarity: Vertical
EUT: Wireless Access Point	Power: AC 120V/60Hz
Test Mode: Transmit by 802.11n-HT20 at channel 2412MHz	

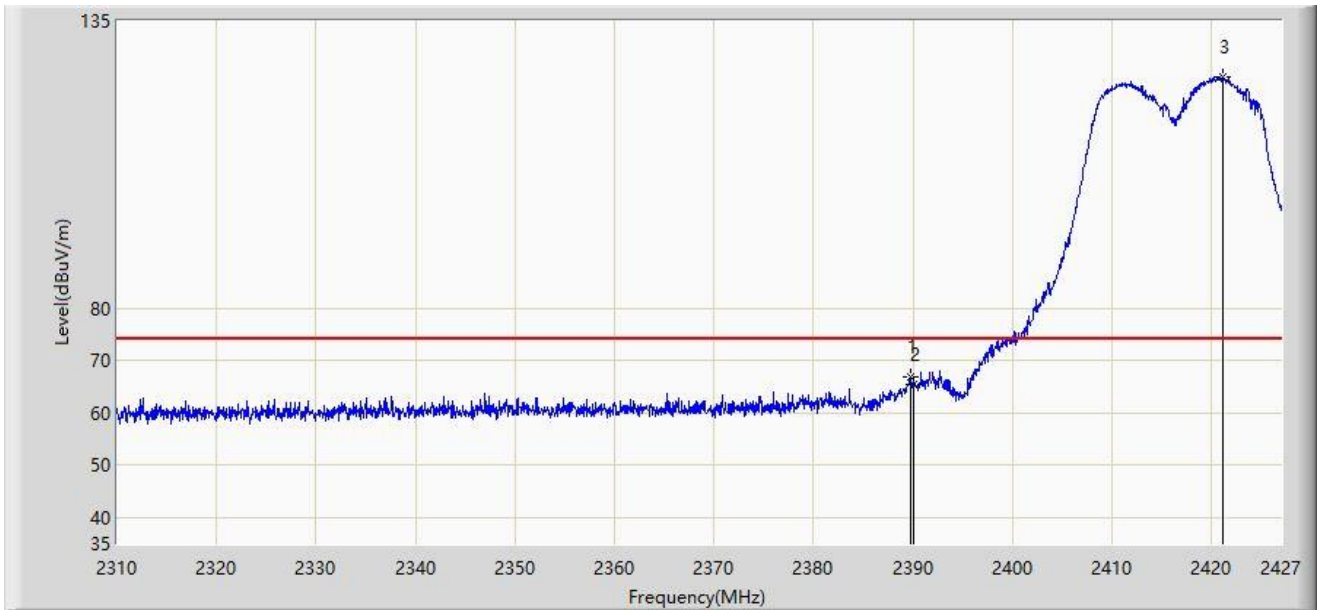


No	Flag	Mark	Frequency (MHz)	Measure Level (dBμV/m)	Reading Level (dBμV)	Margin (dB)	Limit (dBμV/m)	Factor (dB/m)	Type
1			2389.184	53.271	22.363	-0.729	54.000	30.908	AV
2			2390.000	53.397	22.491	-0.603	54.000	30.906	AV
3		*	2408.840	110.905	80.009	N/A	N/A	30.896	AV

Note: Measure Level (dBμV/m) = Reading Level (dBμV) + Factor (dB/m)

Factor (dB/m) = Cable Loss (dB) + Antenna Factor (dB/m).

Site: WZ-AC1	Time: 2021/07/29 - 21:16
Limit: FCC_Part 15.209_RE(3m)	Engineer: Hyde Yu
Probe: WZ-AC1_BBHA9120D_1-18GHz	Polarity: Vertical
EUT: Wireless Module	Power: AC 120V/60Hz
Test Mode: Transmit by 802.11n-HT20 at Channel 2417MHz	

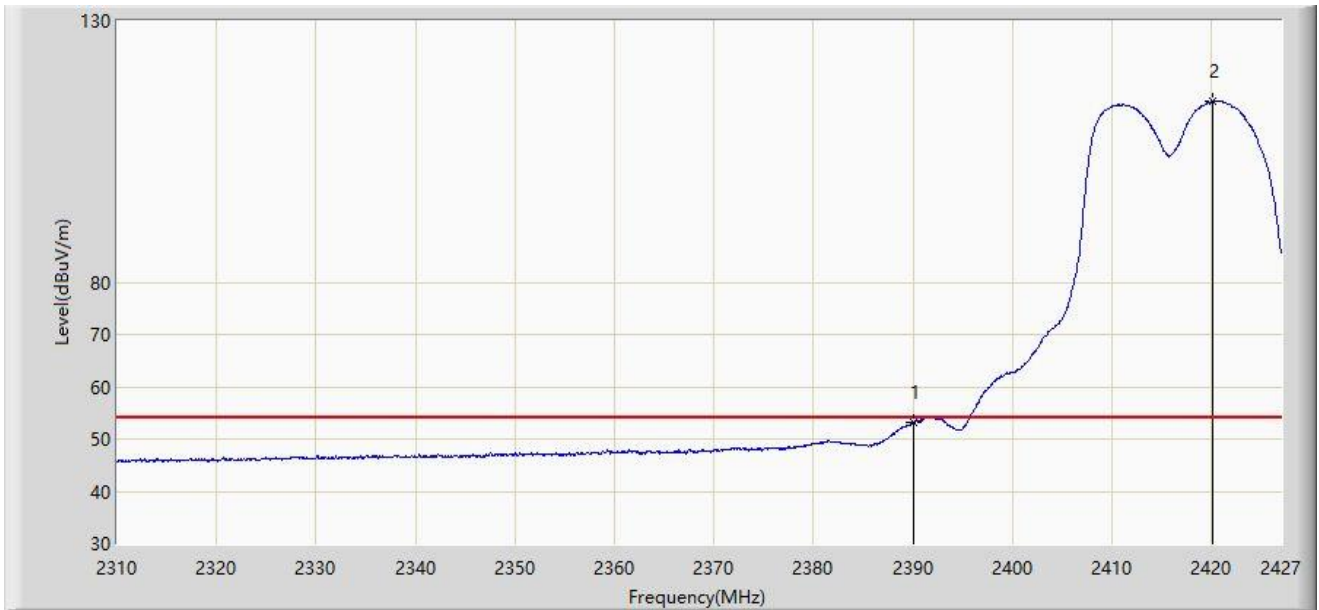


No	Flag	Mark	Frequency (MHz)	Measure Level (dBμV/m)	Reading Level (dBμV)	Margin (dB)	Limit (dBμV/m)	Factor (dB/m)	Type
1			2389.736	66.793	35.759	-7.207	74.000	31.034	PK
2			2390.000	65.474	34.441	-8.526	74.000	31.034	PK
3		*	2421.092	124.275	93.366	N/A	N/A	30.908	PK

Note: Measure Level (dBμV/m) = Reading Level (dBμV) + Factor (dB/m)

Factor (dB/m) = Cable Loss (dB) + Antenna Factor (dB/m).

Site: WZ-AC1	Time: 2021/07/29 - 21:14
Limit: FCC_Part 15.209_RE(3m)	Engineer: Hyde Yu
Probe: WZ-AC1_BBHA9120D_1-18GHz	Polarity: Vertical
EUT: Wireless Module	Power: AC 120V/60Hz
Test Mode: Transmit by 802.11n-HT20 at Channel 2417MHz	

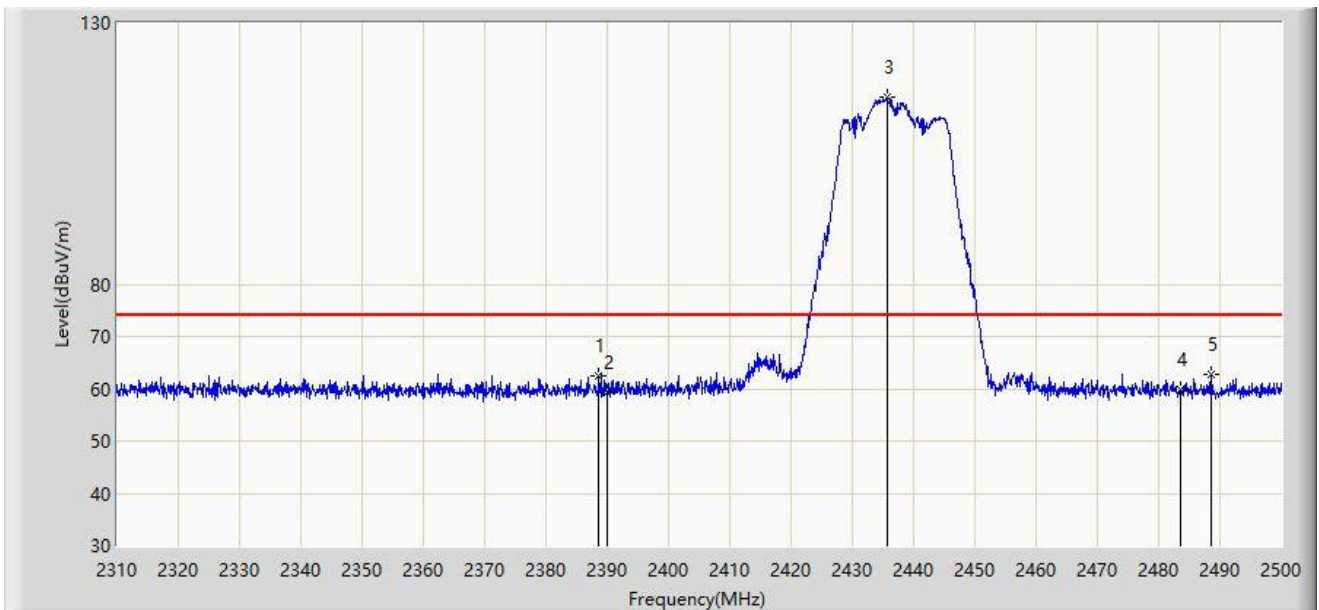


No	Flag	Mark	Frequency (MHz)	Measure Level (dBμV/m)	Reading Level (dBμV)	Margin (dB)	Limit (dBμV/m)	Factor (dB/m)	Type
1			2390.000	53.089	22.056	-0.911	54.000	31.034	AV
2		*	2420.039	114.648	83.737	N/A	N/A	30.911	AV

Note: Measure Level (dBμV/m) = Reading Level (dBμV) + Factor (dB/m)

Factor (dB/m) = Cable Loss (dB) + Antenna Factor (dB/m).

Site: WZ-AC1	Time: 2021/07/29 - 19:34
Limit: FCC_Part 15.209_RE(3m)	Engineer: Hyde Yu
Probe: WZ-AC1_BBHA9120D_1-18GHz	Polarity: Horizontal
EUT: Wireless Module	Power: AC 120V/60Hz
Test Mode: Transmit by 802.11n-HT20 at Channel 2437MHz	

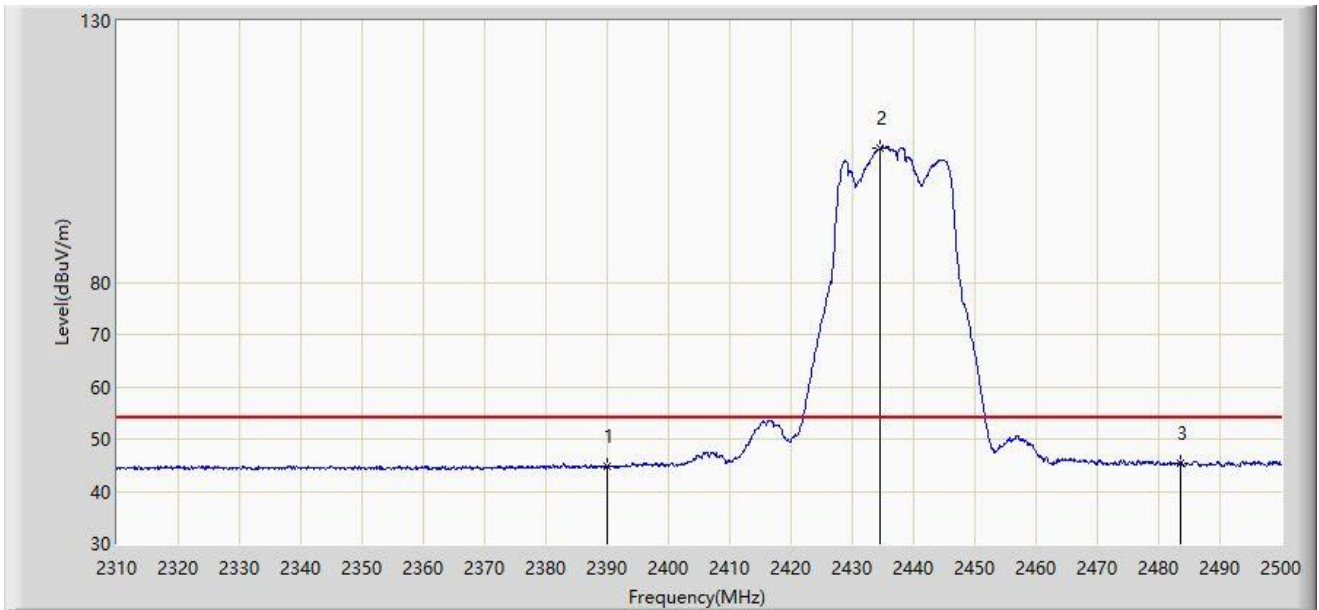


No	Flag	Mark	Frequency (MHz)	Measure Level (dBμV/m)	Reading Level (dBμV)	Marogin (dB)	Limit (dBμV/m)	Factor (dB/m)	Type
1			2388.660	62.458	31.423	-11.542	74.000	31.034	PK
2			2390.000	59.253	28.220	-14.747	74.000	31.034	PK
3		*	2435.685	115.791	84.886	N/A	N/A	30.905	PK
4			2483.500	59.728	28.840	-14.272	74.000	30.888	PK
5			2488.505	62.823	31.919	-11.177	74.000	30.904	PK

Note: Measure Level (dBμV/m) = Reading Level (dBμV) + Factor (dB/m)

Factor (dB/m) = Cable Loss (dB) + Antenna Factor (dB/m).

Site: WZ-AC1	Time: 2021/07/29 - 19:35
Limit: FCC_Part 15.209_RE(3m)	Engineer: Hyde Yu
Probe: WZ-AC1_BBHA9120D_1-18GHz	Polarity: Horizontal
EUT: Wireless Module	Power: AC 120V/60Hz
Test Mode: Transmit by 802.11n-HT20 at Channel 2437MHz	

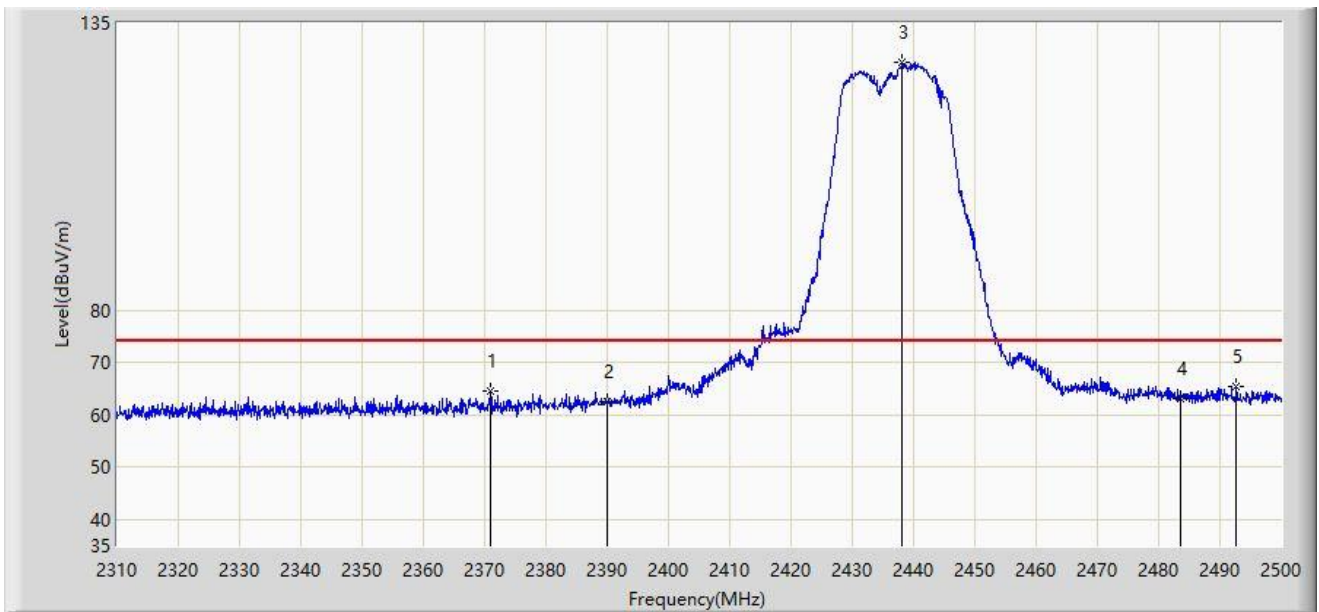


No	Flag	Mark	Frequency (MHz)	Measure Level (dBμV/m)	Reading Level (dBμV)	Margin (dB)	Limit (dBμV/m)	Factor (dB/m)	Type
1			2390.000	44.714	13.681	-9.286	54.000	31.034	AV
2		*	2434.640	105.630	74.726	N/A	N/A	30.903	AV
3			2483.500	45.416	14.528	-8.584	54.000	30.888	AV

Note: Measure Level (dBμV/m) = Reading Level (dBμV) + Factor (dB/m)

Factor (dB/m) = Cable Loss (dB) + Antenna Factor (dB/m).

Site: WZ-AC1	Time: 2021/07/29 - 19:33
Limit: FCC_Part 15.209_RE(3m)	Engineer: Hyde Yu
Probe: WZ-AC1_BBHA9120D_1-18GHz	Polarity: Vertical
EUT: Wireless Module	Power: AC 120V/60Hz
Test Mode: Transmit by 802.11n-HT20 at Channel 2437MHz	

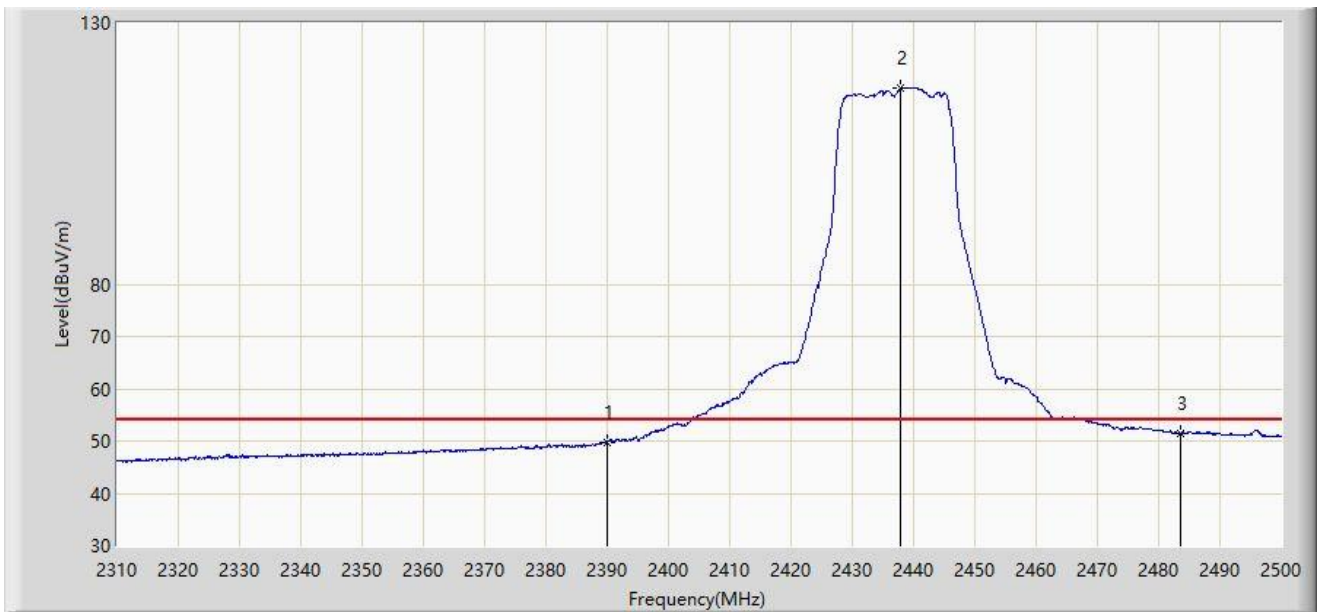


No	Flag	Mark	Frequency (MHz)	Measure Level (dBuV/m)	Reading Level (dBuV)	Marogin (dB)	Limit (dBuV/m)	Factor (dB/m)	Type
1			2370.990	64.628	33.576	-9.372	74.000	31.052	PK
2			2390.000	62.544	31.511	-11.456	74.000	31.034	PK
3		*	2438.155	127.368	96.459	N/A	N/A	30.909	PK
4			2483.500	63.228	32.340	-10.772	74.000	30.888	PK
5			2492.685	65.567	34.651	-8.433	74.000	30.916	PK

Note: Measure Level (dBuV/m) = Reading Level (dBuV) + Factor (dB/m)

Factor (dB/m) = Cable Loss (dB) + Antenna Factor (dB/m).

Site: WZ-AC1	Time: 2021/07/29 - 19:29
Limit: FCC_Part 15.209_RE(3m)	Engineer: Hyde Yu
Probe: WZ-AC1_BBHA9120D_1-18GHz	Polarity: Vertical
EUT: Wireless Module	Power: AC 120V/60Hz
Test Mode: Transmit by 802.11n-HT20 at Channel 2437MHz	

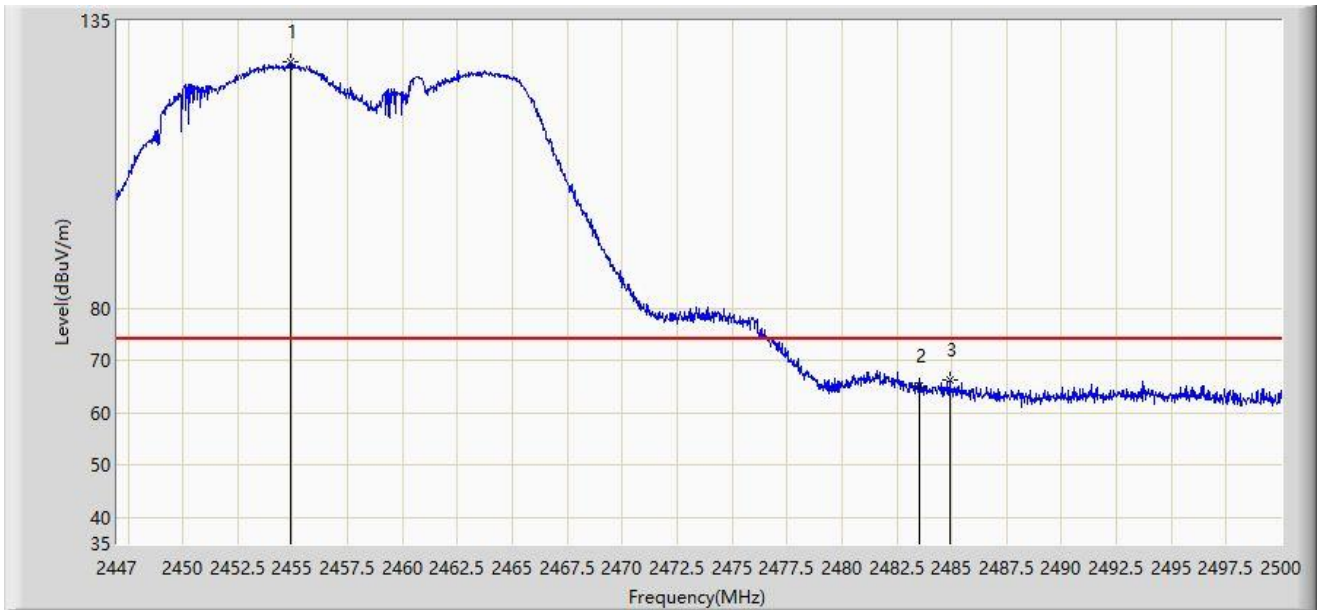


No	Flag	Mark	Frequency (MHz)	Measure Level (dBuV/m)	Reading Level (dBuV)	Margin (dB)	Limit (dBuV/m)	Factor (dB/m)	Type
1			2390.000	49.749	18.716	-4.251	54.000	31.034	AV
2	X	*	2437.965	117.462	86.553	N/A	N/A	30.909	AV
3			2483.500	51.476	20.588	-2.524	54.000	30.888	AV

Note: Measure Level (dBuV/m) = Reading Level (dBuV) + Factor (dB/m)

Factor (dB/m) = Cable Loss (dB) + Antenna Factor (dB/m).

Site: WZ-AC1	Time: 2021/07/29 - 21:23
Limit: FCC_Part 15.209_RE(3m)	Engineer: Hyde Yu
Probe: WZ-AC1_BBHA9120D_1-18GHz	Polarity: Vertical
EUT: Wireless Module	Power: AC 120V/60Hz
Test Mode: Transmit by 802.11n-HT20 at Channel 2457MHz	

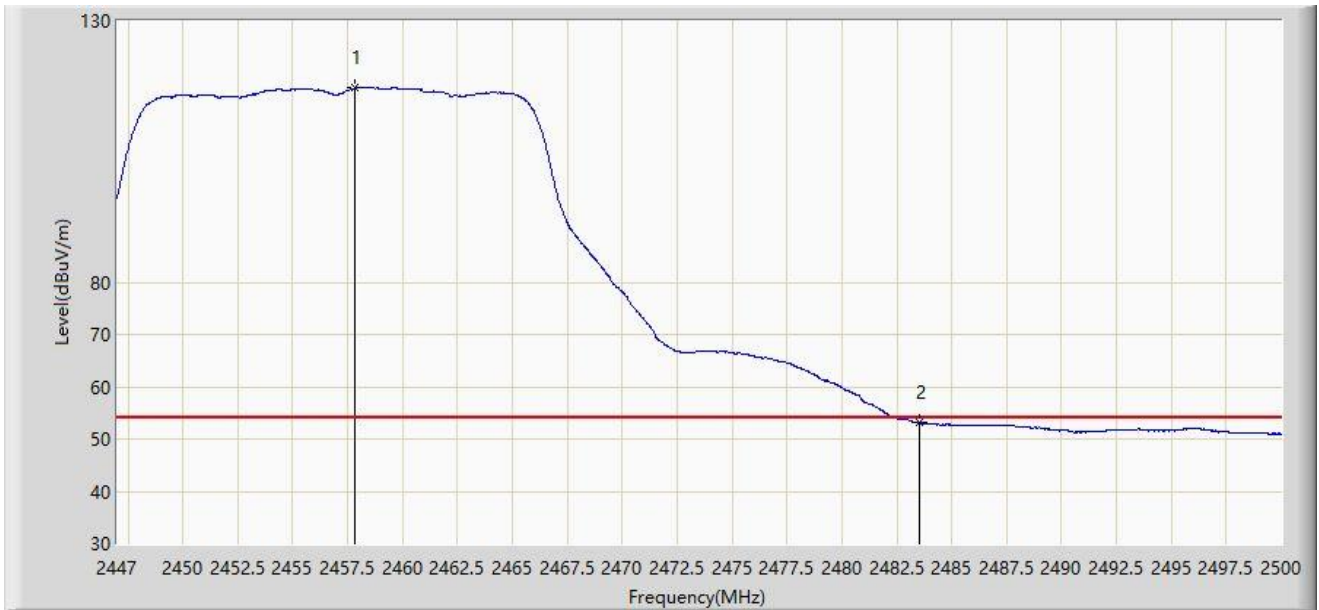


No	Flag	Mark	Frequency (MHz)	Measure Level (dBuV/m)	Reading Level (dBuV)	Margin (dB)	Limit (dBuV/m)	Factor (dB/m)	Type
1		*	2454.897	127.133	96.235	N/A	N/A	30.897	PK
2			2483.500	65.259	34.371	-8.741	74.000	30.888	PK
3			2484.921	66.282	35.390	-7.718	74.000	30.893	PK

Note: Measure Level (dBuV/m) = Reading Level (dBuV) + Factor (dB/m)

Factor (dB/m) = Cable Loss (dB) + Antenna Factor (dB/m).

Site: WZ-AC1	Time: 2021/07/29 - 21:19
Limit: FCC_Part 15.209_RE(3m)	Engineer: Hyde Yu
Probe: WZ-AC1_BBHA9120D_1-18GHz	Polarity: Vertical
EUT: Wireless Module	Power: AC 120V/60Hz
Test Mode: Transmit by 802.11n-HT20 at Channel 2457MHz	

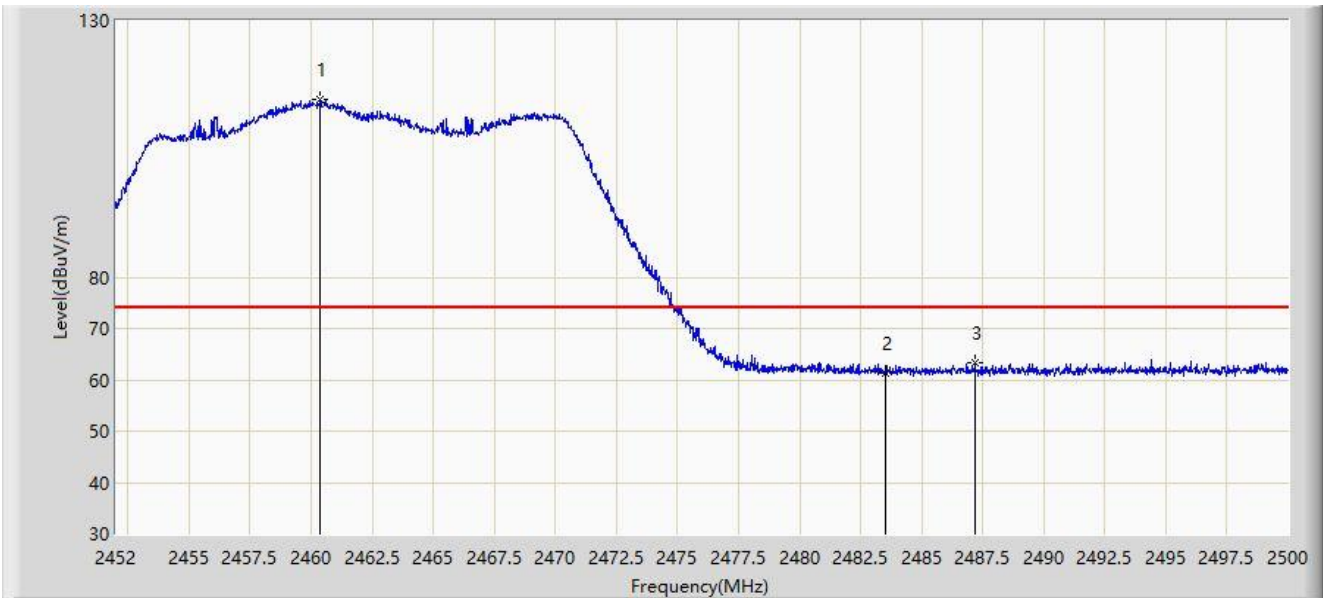


No	Flag	Mark	Frequency (MHz)	Measure Level (dBuV/m)	Reading Level (dBuV)	Margin (dB)	Limit (dBuV/m)	Factor (dB/m)	Type
1		*	2457.838	117.127	86.236	N/A	N/A	30.891	AV
2			2483.500	53.069	22.181	-0.931	54.000	30.888	AV

Note: Measure Level (dBuV/m) = Reading Level (dBuV) + Factor (dB/m)

Factor (dB/m) = Cable Loss (dB) + Antenna Factor (dB/m).

Site: NS-AC1	Time: 2021/07/17 - 13:57
Limit: FCC_Part 15.209_RE(3m)	Engineer: Dillon Diao
Probe: NS-AC1_BBHA9120D	Polarity: Horizontal
EUT: Wireless Access Point	Power: AC 120V/60Hz
Test Mode: Transmit by 802.11n-HT20 at channel 2462MHz	

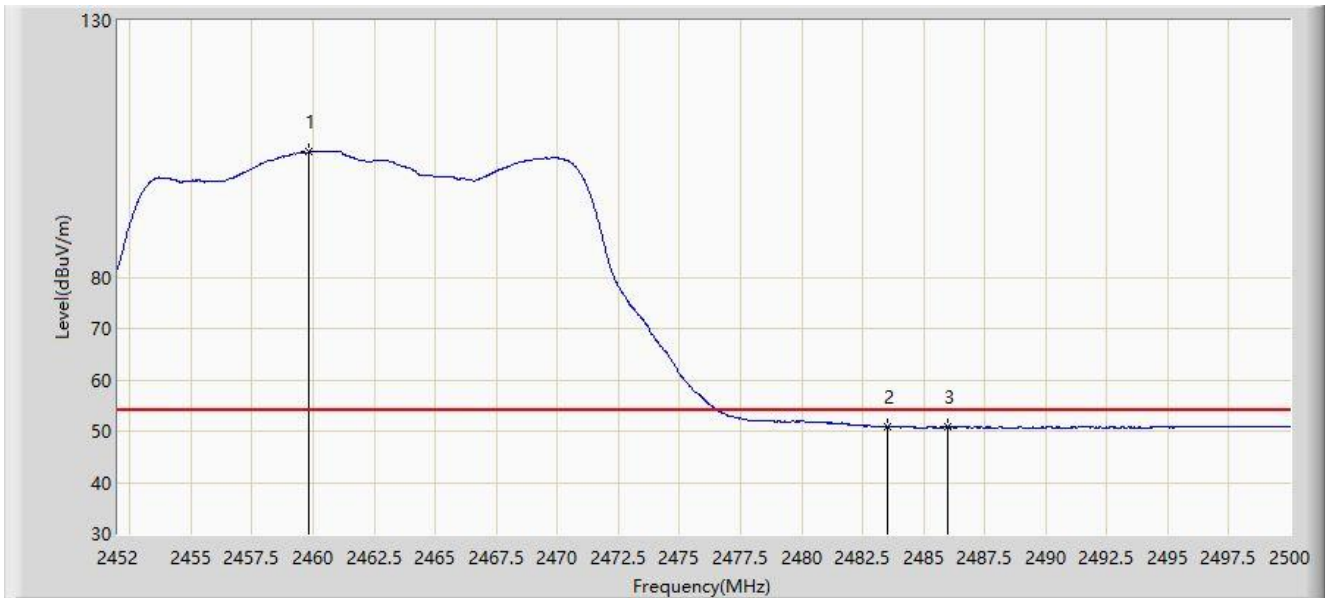


No	Flag	Mark	Frequency (MHz)	Measure Level (dBμV/m)	Reading Level (dBμV)	Margin (dB)	Limit (dBμV/m)	Factor (dB/m)	Type
1		*	2460.376	114.643	83.793	N/A	N/A	30.850	PK
2			2483.500	61.315	30.427	-12.685	74.000	30.888	PK
3			2487.184	63.314	32.429	-10.686	74.000	30.885	PK

Note: Measure Level (dBμV/m) = Reading Level (dBμV) + Factor (dB/m)

Factor (dB/m) = Cable Loss (dB) + Antenna Factor (dB/m).

Site: NS-AC1	Time: 2021/07/17 - 13:58
Limit: FCC_Part 15.209_RE(3m)	Engineer: Dillon Diao
Probe: NS-AC1_BBHA9120D	Polarity: Horizontal
EUT: Wireless Access Point	Power: AC 120V/60Hz
Test Mode: Transmit by 802.11n-HT20 at channel 2462MHz	

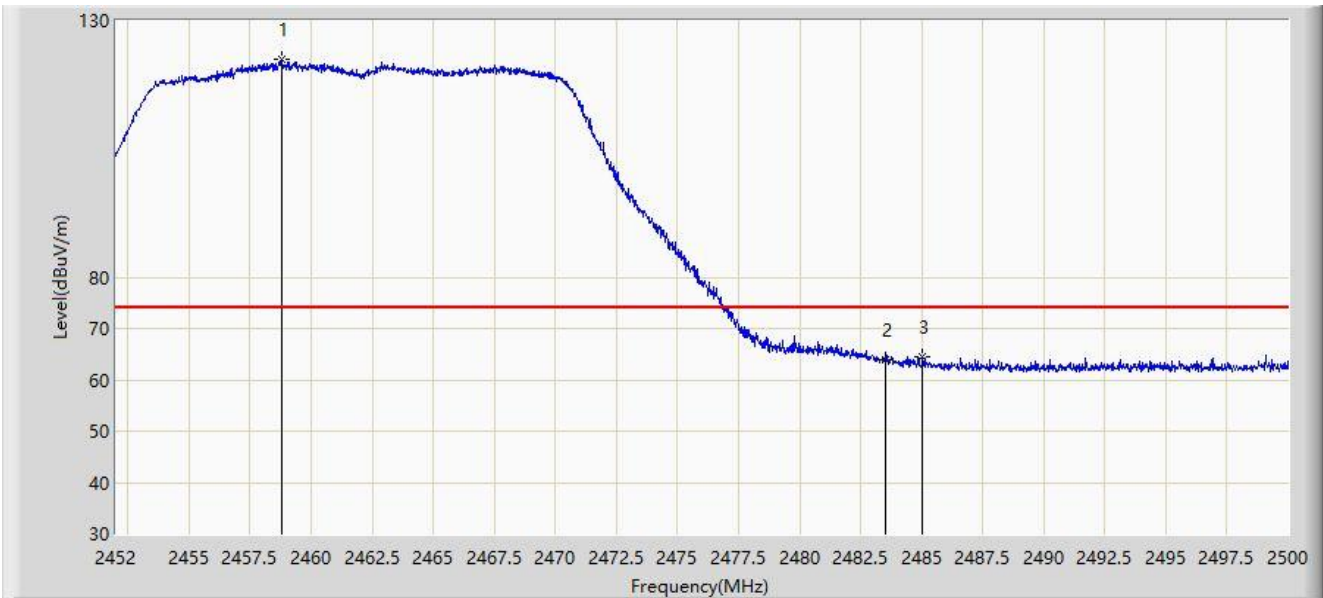


No	Flag	Mark	Frequency (MHz)	Measure Level (dBμV/m)	Reading Level (dBμV)	Margin (dB)	Limit (dBμV/m)	Factor (dB/m)	Type
1		*	2459.848	104.384	73.534	N/A	N/A	30.850	AV
2			2483.500	50.889	20.001	-3.111	54.000	30.888	AV
3			2486.008	50.746	19.860	-3.254	54.000	30.886	AV

Note: Measure Level (dBμV/m) = Reading Level (dBμV) + Factor (dB/m)

Factor (dB/m) = Cable Loss (dB) + Antenna Factor (dB/m).

Site: NS-AC1	Time: 2021/07/17 - 13:56
Limit: FCC_Part 15.209_RE(3m)	Engineer: Dillon Diao
Probe: NS-AC1_BBHA9120D	Polarity: Vertical
EUT: Wireless Access Point	Power: AC 120V/60Hz
Test Mode: Transmit by 802.11n-HT20 at channel 2462MHz	

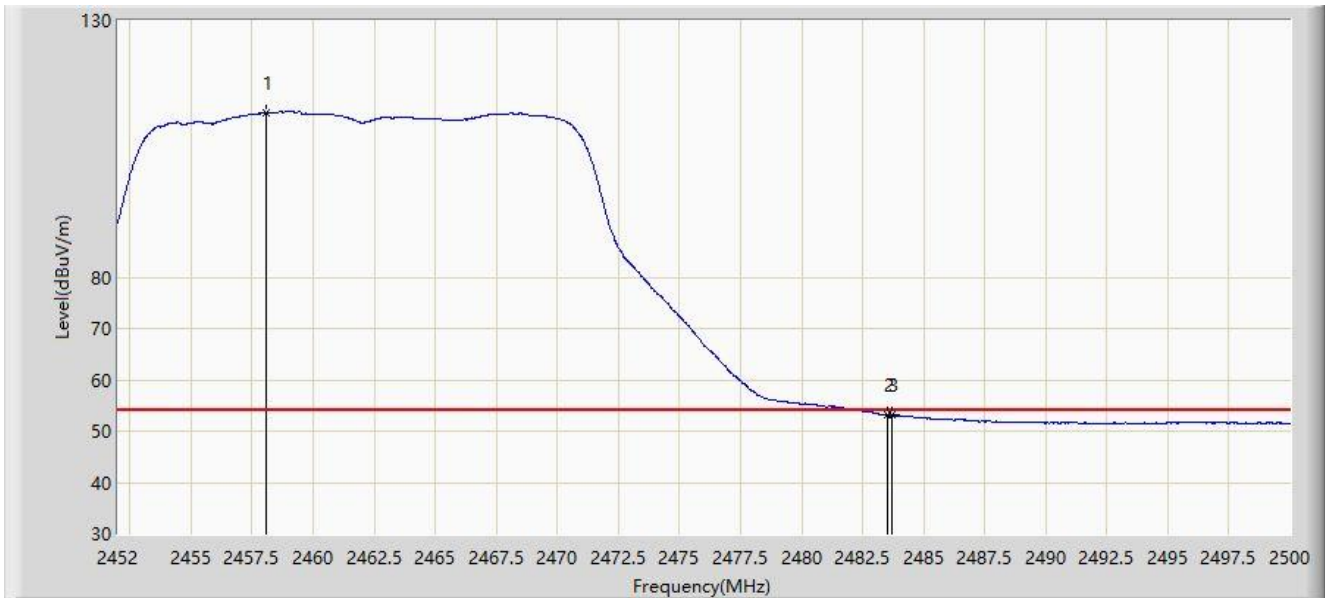


No	Flag	Mark	Frequency (MHz)	Measure Level (dBμV/m)	Reading Level (dBμV)	Margin (dB)	Limit (dBμV/m)	Factor (dB/m)	Type
1		*	2458.768	122.403	91.553	N/A	N/A	30.850	PK
2			2483.500	64.033	33.145	-9.967	74.000	30.888	PK
3			2485.048	64.483	33.596	-9.517	74.000	30.887	PK

Note: Measure Level (dBμV/m) = Reading Level (dBμV) + Factor (dB/m)

Factor (dB/m) = Cable Loss (dB) + Antenna Factor (dB/m).

Site: NS-AC1	Time: 2021/07/17 - 13:55
Limit: FCC_Part 15.209_RE(3m)	Engineer: Dillon Diao
Probe: NS-AC1_BBHA9120D	Polarity: Vertical
EUT: Wireless Access Point	Power: AC 120V/60Hz
Test Mode: Transmit by 802.11n-HT20 at channel 2462MHz	

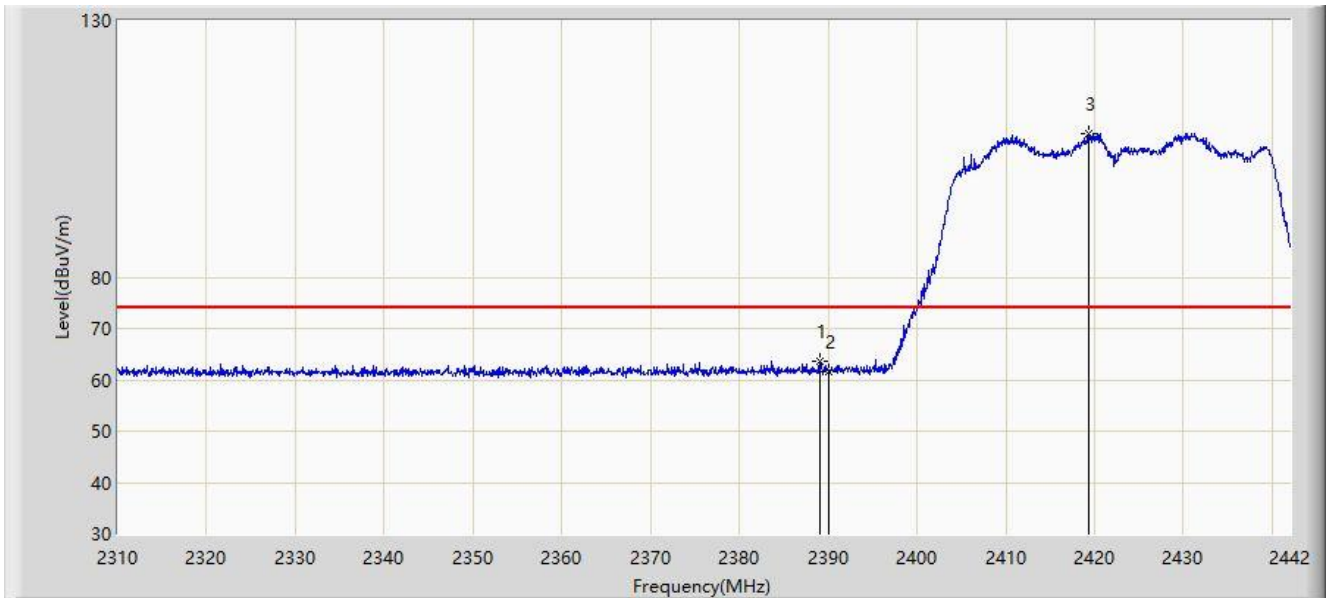


No	Flag	Mark	Frequency (MHz)	Measure Level (dBμV/m)	Reading Level (dBμV)	Margin (dB)	Limit (dBμV/m)	Factor (dB/m)	Type
1		*	2458.048	112.158	81.308	N/A	N/A	30.850	AV
2			2483.500	53.245	22.357	-0.755	54.000	30.888	AV
3			2483.704	53.138	22.250	-0.862	54.000	30.888	AV

Note: Measure Level (dBμV/m) = Reading Level (dBμV) + Factor (dB/m)

Factor (dB/m) = Cable Loss (dB) + Antenna Factor (dB/m).

Site: NS-AC1	Time: 2021/07/17 - 14:12
Limit: FCC_Part 15.209_RE(3m)	Engineer: Dillon Diao
Probe: NS-AC1_BBHA9120D	Polarity: Horizontal
EUT: Wireless Access Point	Power: AC 120V/60Hz
Test Mode: Transmit by 802.11n-HT40 at channel 2422MHz	

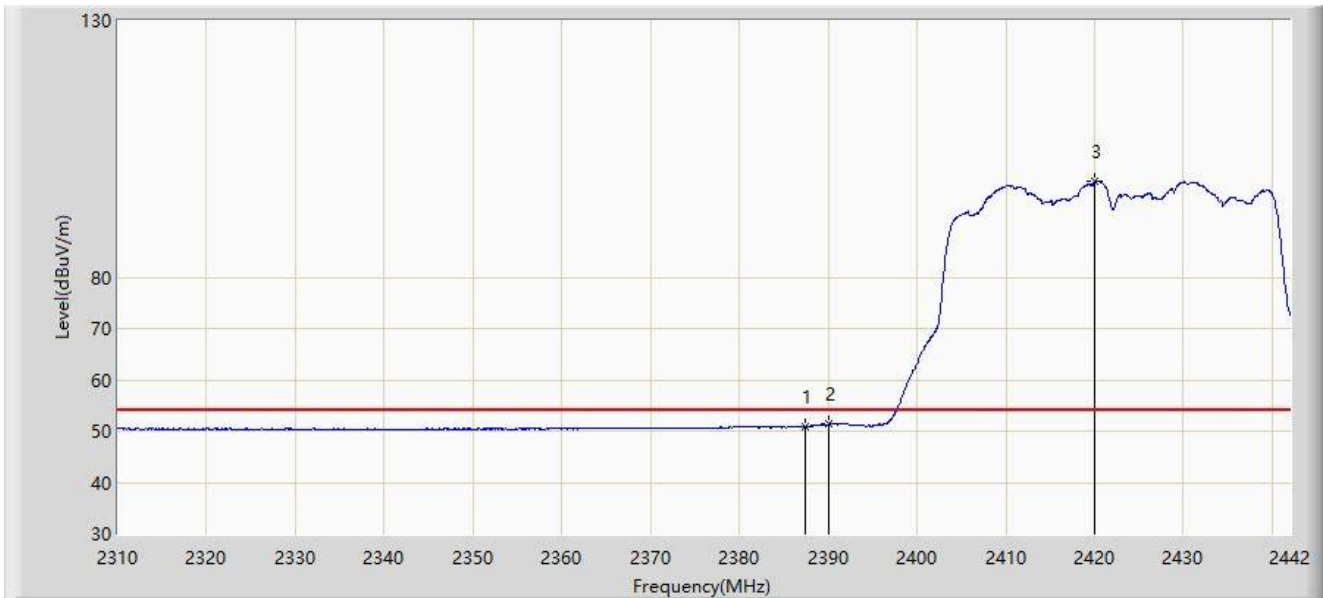


No	Flag	Mark	Frequency (MHz)	Measure Level (dBμV/m)	Reading Level (dBμV)	Margin (dB)	Limit (dBμV/m)	Factor (dB/m)	Type
1			2389.068	63.670	32.762	-10.330	74.000	30.909	PK
2			2390.000	61.485	30.579	-12.515	74.000	30.906	PK
3		*	2419.296	107.988	77.108	N/A	N/A	30.880	PK

Note: Measure Level (dBμV/m) = Reading Level (dBμV) + Factor (dB/m)

Factor (dB/m) = Cable Loss (dB) + Antenna Factor (dB/m).

Site: NS-AC1	Time: 2021/07/17 - 14:13
Limit: FCC_Part 15.209_RE(3m)	Engineer: Dillon Diao
Probe: NS-AC1_BBHA9120D	Polarity: Horizontal
EUT: Wireless Access Point	Power: AC 120V/60Hz
Test Mode: Transmit by 802.11n-HT40 at channel 2422MHz	

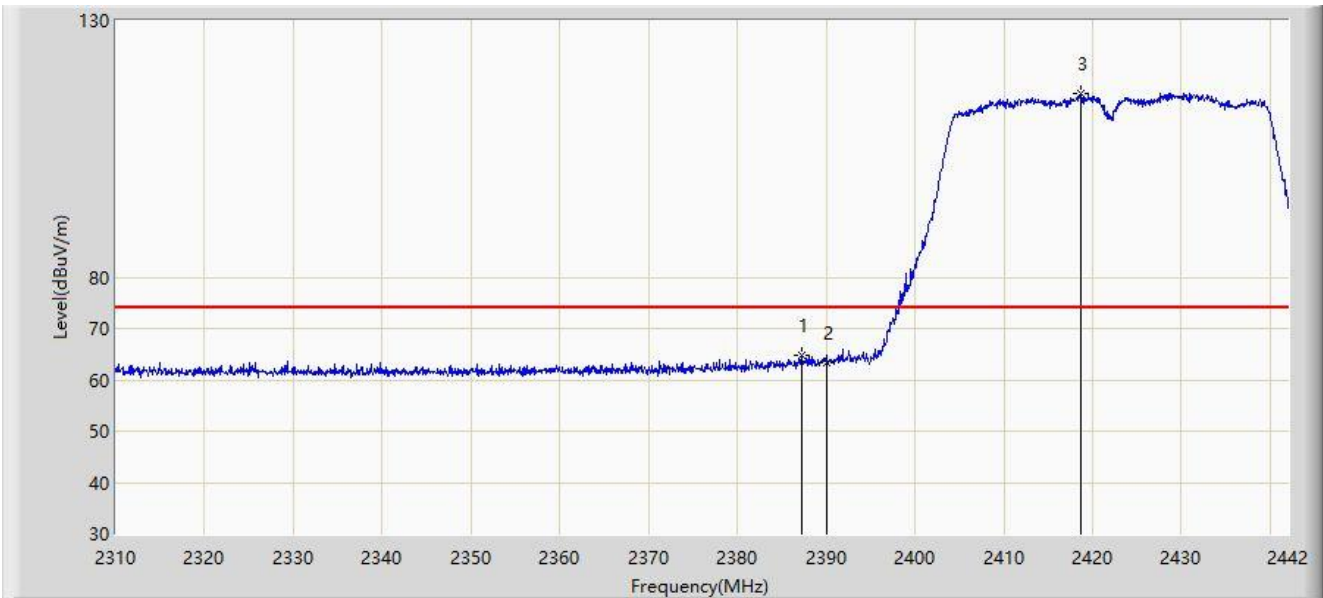


No	Flag	Mark	Frequency (MHz)	Measure Level (dBμV/m)	Reading Level (dBμV)	Margin (dB)	Limit (dBμV/m)	Factor (dB/m)	Type
1			2387.484	50.985	20.073	-3.015	54.000	30.912	AV
2			2390.000	51.324	20.418	-2.676	54.000	30.906	AV
3		*	2420.022	98.553	67.674	N/A	N/A	30.879	AV

Note: Measure Level (dBμV/m) = Reading Level (dBμV) + Factor (dB/m)

Factor (dB/m) = Cable Loss (dB) + Antenna Factor (dB/m).

Site: NS-AC1	Time: 2021/07/17 - 14:11
Limit: FCC_Part 15.209_RE(3m)	Engineer: Dillon Diao
Probe: NS-AC1_BBHA9120D	Polarity: Vertical
EUT: Wireless Access Point	Power: AC 120V/60Hz
Test Mode: Transmit by 802.11n-HT40 at channel 2422MHz	

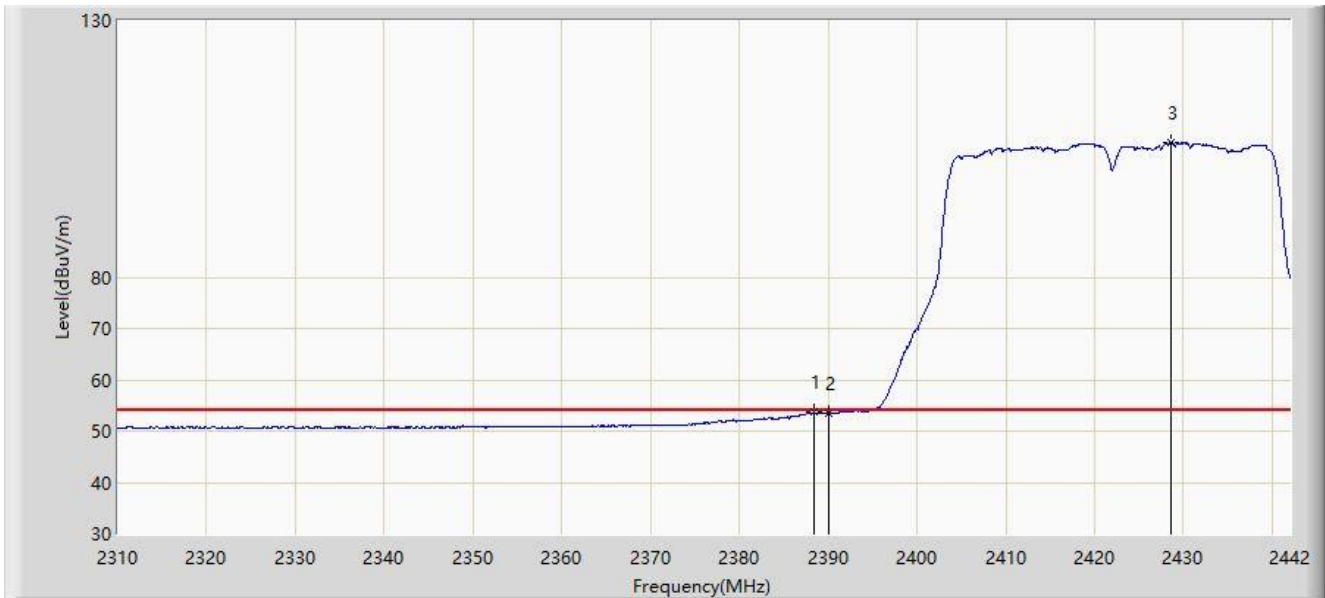


No	Flag	Mark	Frequency (MHz)	Measure Level (dBμV/m)	Reading Level (dBμV)	Margin (dB)	Limit (dBμV/m)	Factor (dB/m)	Type
1			2387.286	64.668	33.756	-9.332	74.000	30.913	PK
2			2390.000	63.365	32.459	-10.635	74.000	30.906	PK
3		*	2418.702	115.667	84.785	N/A	N/A	30.881	PK

Note: Measure Level (dBμV/m) = Reading Level (dBμV) + Factor (dB/m)

Factor (dB/m) = Cable Loss (dB) + Antenna Factor (dB/m).

Site: NS-AC1	Time: 2021/07/17 - 14:10
Limit: FCC_Part 15.209_RE(3m)	Engineer: Dillon Diao
Probe: NS-AC1_BBHA9120D	Polarity: Vertical
EUT: Wireless Access Point	Power: AC 120V/60Hz
Test Mode: Transmit by 802.11n-HT40 at channel 2422MHz	

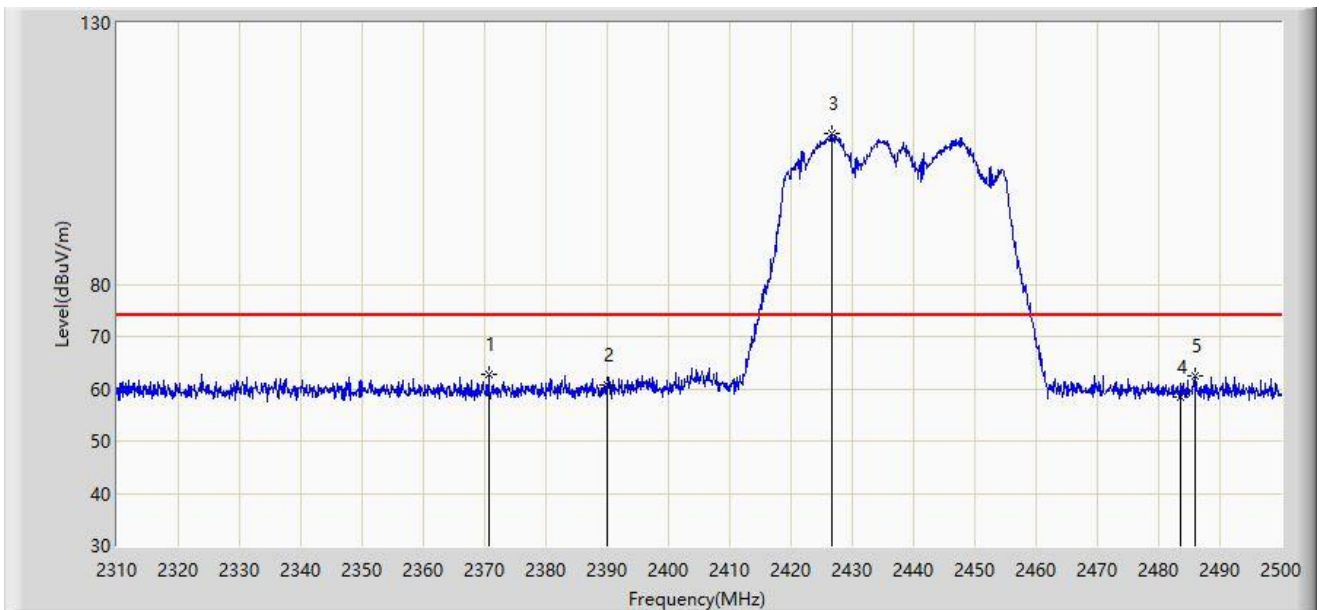


No	Flag	Mark	Frequency (MHz)	Measure Level (dB μ V/m)	Reading Level (dB μ V)	Margin (dB)	Limit (dB μ V/m)	Factor (dB/m)	Type
1			2388.408	53.671	22.761	-0.329	54.000	30.909	AV
2			2390.000	53.618	22.712	-0.382	54.000	30.906	AV
3		*	2428.668	106.250	75.387	N/A	N/A	30.863	AV

Note: Measure Level (dB μ V/m) = Reading Level (dB μ V) + Factor (dB/m)

Factor (dB/m) = Cable Loss (dB) + Antenna Factor (dB/m).

Site: WZ-AC1	Time: 2021/07/29 - 19:58
Limit: FCC_Part 15.209_RE(3m)	Engineer: Hyde Yu
Probe: WZ-AC1_BBHA9120D_1-18GHz	Polarity: Horizontal
EUT: Wireless Module	Power: AC 120V/60Hz
Test Mode: Transmit by 802.11n-HT40 at Channel 2437MHz	

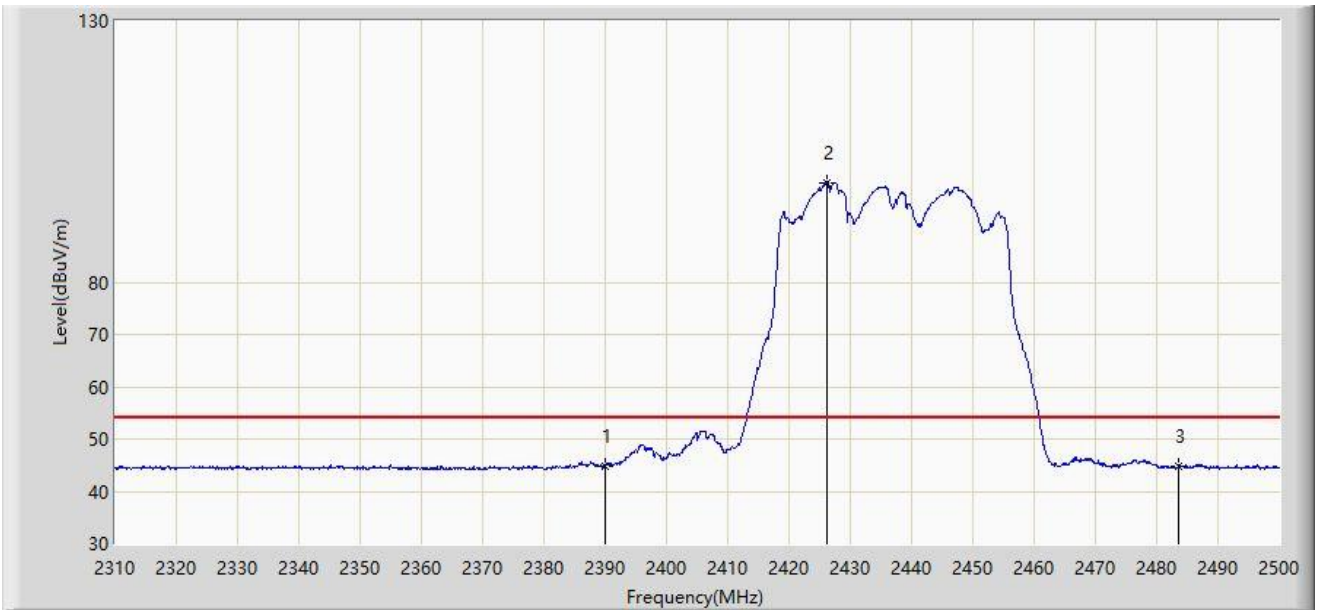


No	Flag	Mark	Frequency (MHz)	Measure Level (dBμV/m)	Reading Level (dBμV)	Margin (dB)	Limit (dBμV/m)	Factor (dB/m)	Type
1			2370.610	62.724	31.672	-11.276	74.000	31.052	PK
2			2390.000	60.636	29.603	-13.364	74.000	31.034	PK
3		*	2426.565	108.828	77.931	N/A	N/A	30.897	PK
4			2483.500	58.332	27.444	-15.668	74.000	30.888	PK
5			2486.035	62.504	31.608	-11.496	74.000	30.896	PK

Note: Measure Level (dBμV/m) = Reading Level (dBμV) + Factor (dB/m)

Factor (dB/m) = Cable Loss (dB) + Antenna Factor (dB/m).

Site: WZ-AC1	Time: 2021/07/29 - 20:01
Limit: FCC_Part 15.209_RE(3m)	Engineer: Hyde Yu
Probe: WZ-AC1_BBHA9120D_1-18GHz	Polarity: Horizontal
EUT: Wireless Module	Power: AC 120V/60Hz
Test Mode: Transmit by 802.11n-HT40 at Channel 2437MHz	

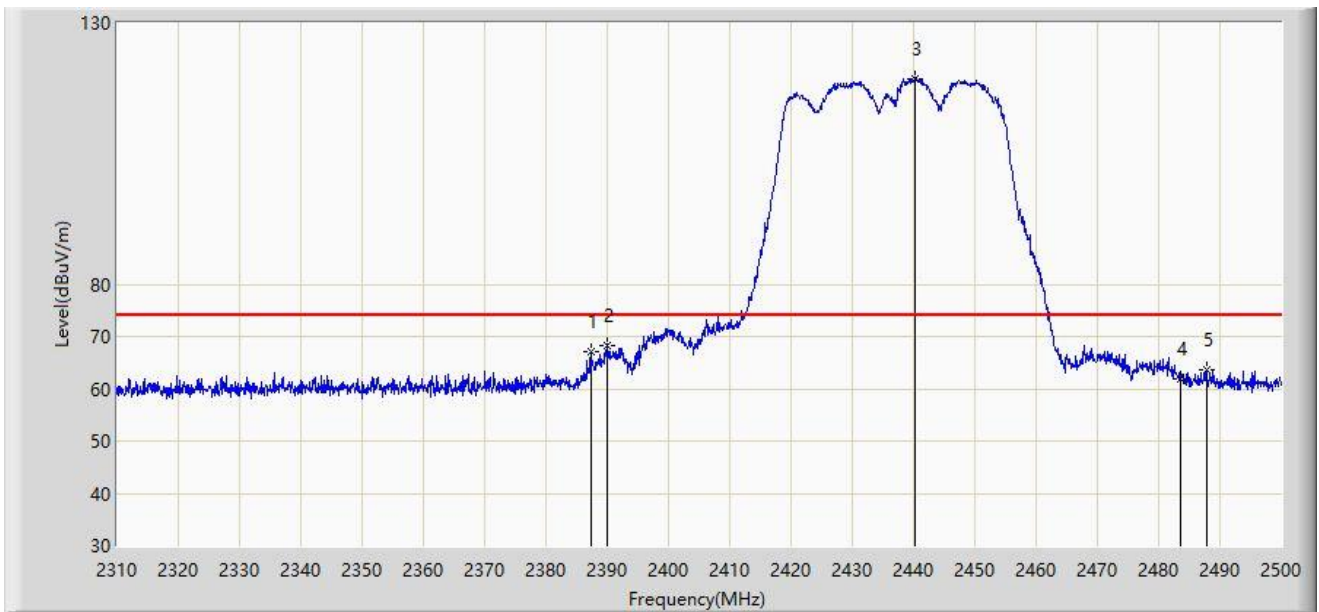


No	Flag	Mark	Frequency (MHz)	Measure Level (dBμV/m)	Reading Level (dBμV)	Margin (dB)	Limit (dBμV/m)	Factor (dB/m)	Type
1			2390.000	44.918	13.885	-9.082	54.000	31.034	AV
2		*	2426.090	99.123	68.225	N/A	N/A	30.898	AV
3			2483.500	44.652	13.764	-9.348	54.000	30.888	AV

Note: Measure Level (dBμV/m) = Reading Level (dBμV) + Factor (dB/m)

Factor (dB/m) = Cable Loss (dB) + Antenna Factor (dB/m).

Site: WZ-AC1	Time: 2021/07/29 - 19:49
Limit: FCC_Part 15.209_RE(3m)	Engineer: Hyde Yu
Probe: WZ-AC1_BBHA9120D_1-18GHz	Polarity: Vertical
EUT: Wireless Module	Power: AC 120V/60Hz
Test Mode: Transmit by 802.11n-HT40 at Channel 2437MHz	

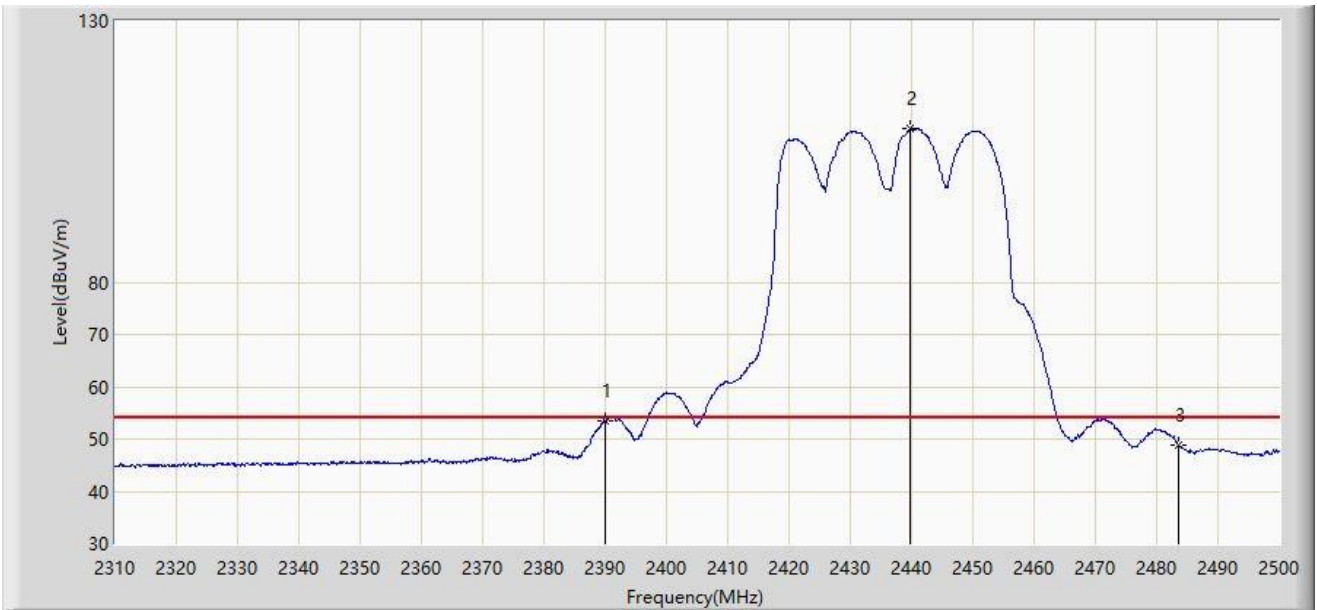


No	Flag	Mark	Frequency (MHz)	Measure Level (dBμV/m)	Reading Level (dBμV)	Margin (dB)	Limit (dBμV/m)	Factor (dB/m)	Type
1			2387.330	67.013	35.977	-6.987	74.000	31.036	PK
2			2390.000	68.286	37.253	-5.714	74.000	31.034	PK
3		*	2440.150	119.318	88.409	N/A	N/A	30.910	PK
4			2483.500	61.756	30.868	-12.244	74.000	30.888	PK
5			2487.745	63.742	32.841	-10.258	74.000	30.901	PK

Note: Measure Level (dBμV/m) = Reading Level (dBμV) + Factor (dB/m)

Factor (dB/m) = Cable Loss (dB) + Antenna Factor (dB/m).

Site: WZ-AC1	Time: 2021/07/29 - 19:48
Limit: FCC_Part 15.209_RE(3m)	Engineer: Hyde Yu
Probe: WZ-AC1_BBHA9120D_1-18GHz	Polarity: Vertical
EUT: Wireless Module	Power: AC 120V/60Hz
Test Mode: Transmit by 802.11n-HT40 at Channel 2437MHz	

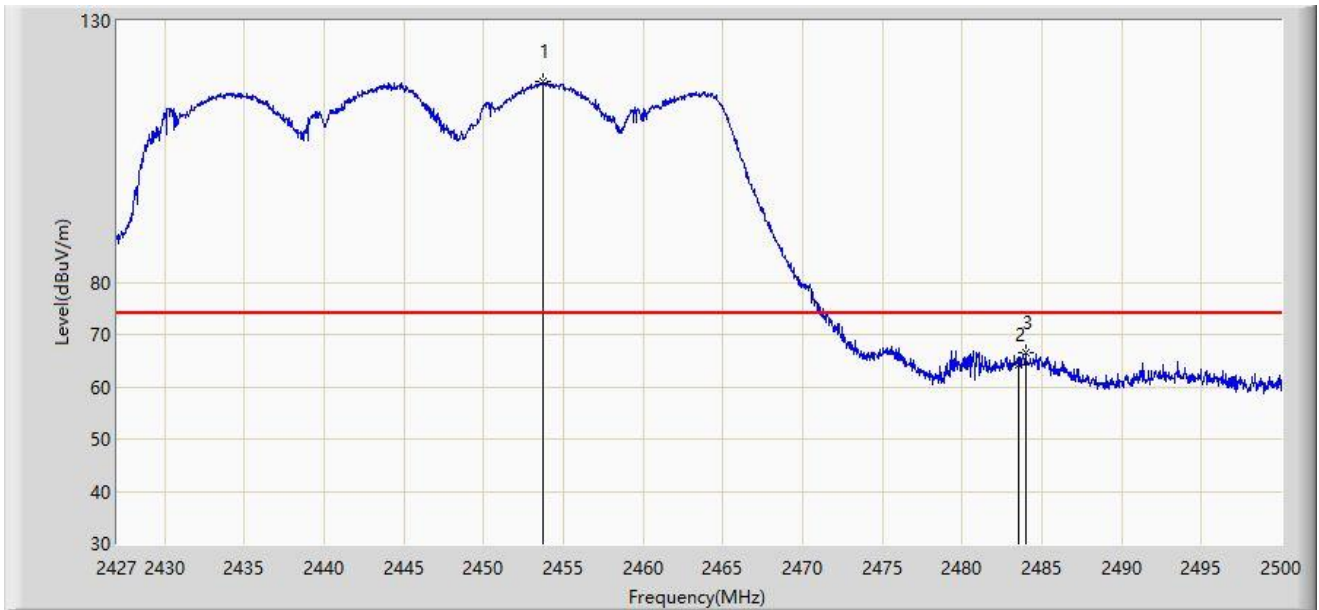


No	Flag	Mark	Frequency (MHz)	Measure Level (dBμV/m)	Reading Level (dBμV)	Margin (dB)	Limit (dBμV/m)	Factor (dB/m)	Type
1			2390.000	53.538	22.505	-0.462	54.000	31.034	AV
2		*	2439.865	109.376	78.467	N/A	N/A	30.910	AV
3			2483.500	48.894	18.006	-5.106	54.000	30.888	AV

Note: Measure Level (dBμV/m) = Reading Level (dBμV) + Factor (dB/m)

Factor (dB/m) = Cable Loss (dB) + Antenna Factor (dB/m).

Site: WZ-AC1	Time: 2021/07/29 - 21:33
Limit: FCC_Part 15.209_RE(3m)	Engineer: Hyde Yu
Probe: WZ-AC1_BBHA9120D_1-18GHz	Polarity: Vertical
EUT: Wireless Module	Power: AC 120V/60Hz
Test Mode: Transmit by 802.11n-HT40 at Channel 2447MHz	

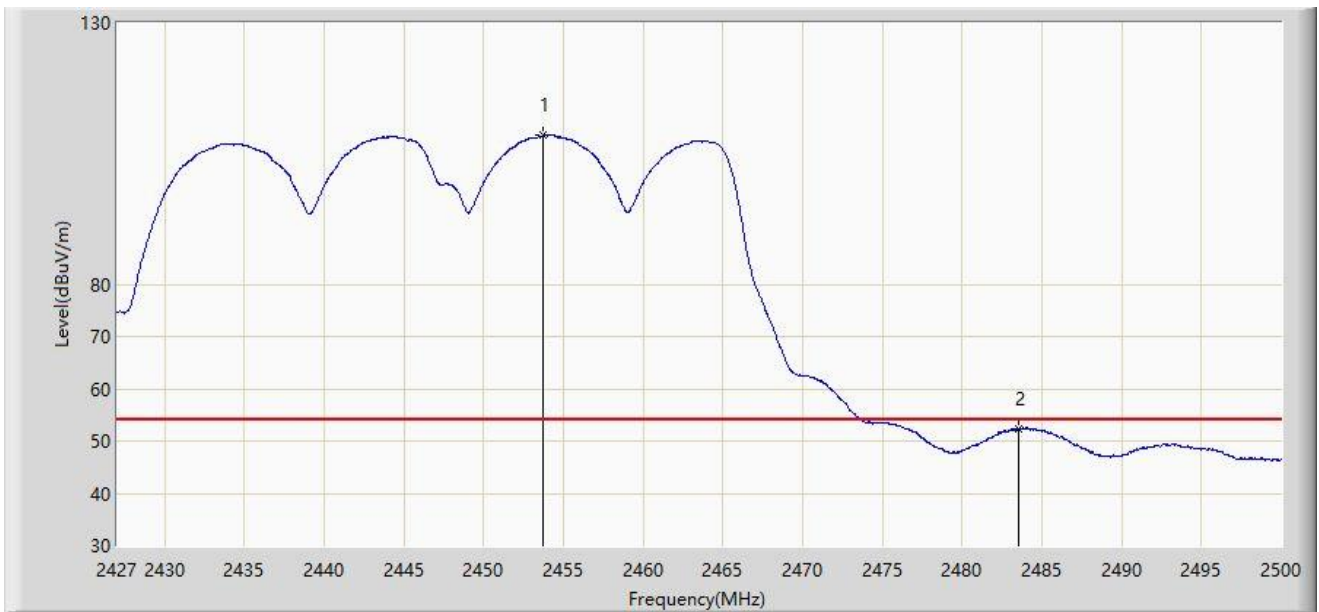


No	Flag	Mark	Frequency (MHz)	Measure Level (dBuV/m)	Reading Level (dBuV)	Margin (dB)	Limit (dBuV/m)	Factor (dB/m)	Type
1		*	2453.718	118.360	87.461	N/A	N/A	30.899	PK
2			2483.500	64.337	33.449	-9.663	74.000	30.888	PK
3			2483.977	66.453	35.564	-7.547	74.000	30.889	PK

Note: Measure Level (dBuV/m) = Reading Level (dBuV) + Factor (dB/m)

Factor (dB/m) = Cable Loss (dB) + Antenna Factor (dB/m).

Site: WZ-AC1	Time: 2021/07/29 - 21:33
Limit: FCC_Part 15.209_RE(3m)	Engineer: Hyde Yu
Probe: WZ-AC1_BBHA9120D_1-18GHz	Polarity: Vertical
EUT: Wireless Module	Power: AC 120V/60Hz
Test Mode: Transmit by 802.11n-HT40 at Channel 2447MHz	

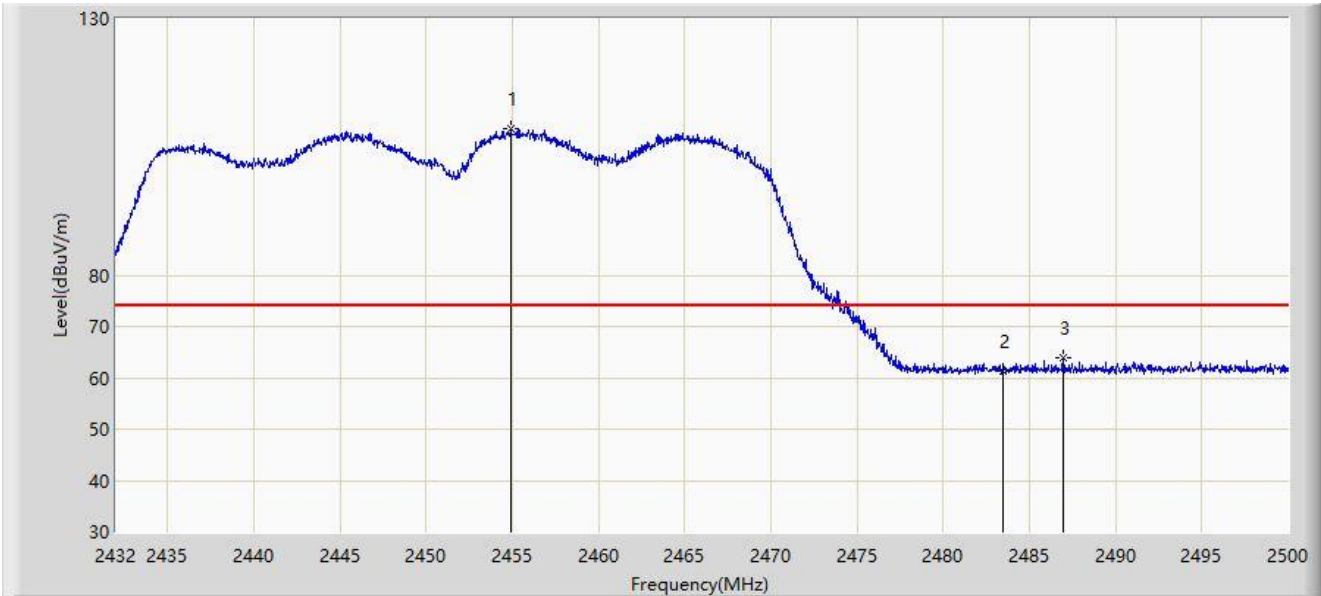


No	Flag	Mark	Frequency (MHz)	Measure Level (dBμV/m)	Reading Level (dBμV)	Margin (dB)	Limit (dBμV/m)	Factor (dB/m)	Type
1	X	*	2453.754	108.416	77.517	N/A	N/A	30.899	AV
2			2483.500	52.248	21.360	-1.752	54.000	30.888	AV

Note: Measure Level (dBμV/m) = Reading Level (dBμV) + Factor (dB/m)

Factor (dB/m) = Cable Loss (dB) + Antenna Factor (dB/m).

Site: NS-AC1	Time: 2021/07/17 - 14:28
Limit: FCC_Part 15.209_RE(3m)	Engineer: Dillon Diao
Probe: NS-AC1_BBHA9120D	Polarity: Horizontal
EUT: Wireless Access Point	Power: AC 120V/60Hz
Test Mode: Transmit by 802.11n-HT40 at channel 2452MHz	

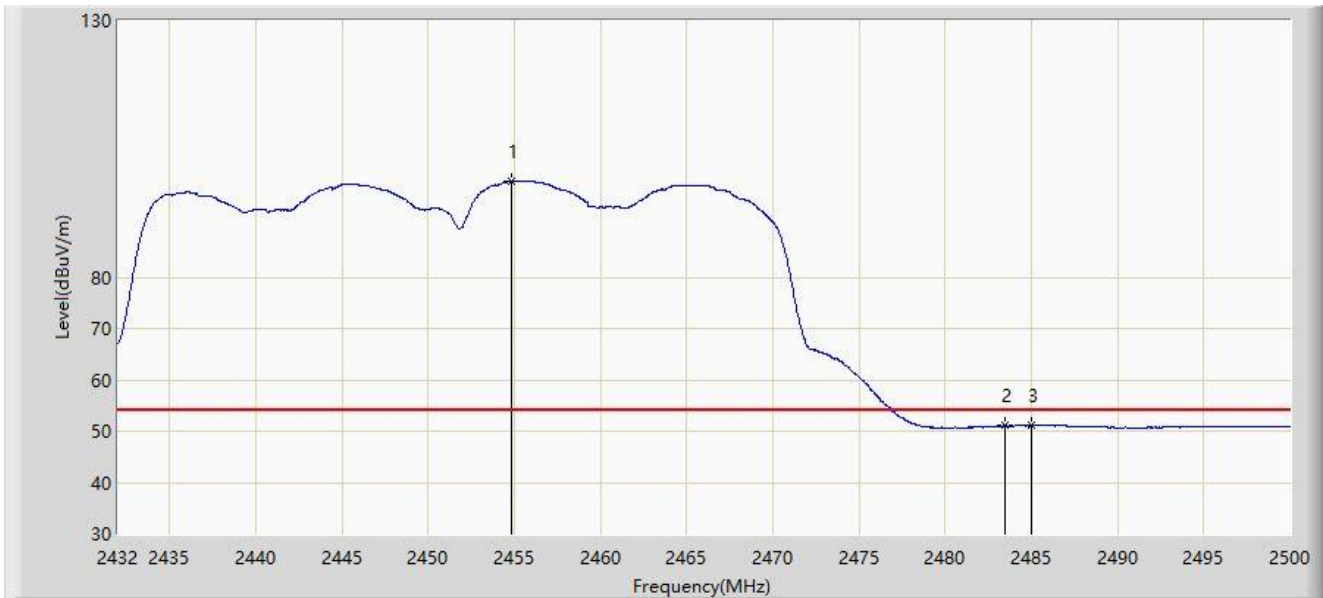


No	Flag	Mark	Frequency (MHz)	Measure Level (dBμV/m)	Reading Level (dBμV)	Margin (dB)	Limit (dBμV/m)	Factor (dB/m)	Type
1		*	2454.882	108.562	77.712	N/A	N/A	30.850	PK
2			2483.500	61.194	30.306	-12.806	74.000	30.888	PK
3			2486.944	63.908	33.022	-10.092	74.000	30.886	PK

Note: Measure Level (dBμV/m) = Reading Level (dBμV) + Factor (dB/m)

Factor (dB/m) = Cable Loss (dB) + Antenna Factor (dB/m).

Site: NS-AC1	Time: 2021/07/17 - 14:28
Limit: FCC_Part 15.209_RE(3m)	Engineer: Dillon Diao
Probe: NS-AC1_BBHA9120D	Polarity: Horizontal
EUT: Wireless Access Point	Power: AC 120V/60Hz
Test Mode: Transmit by 802.11n-HT40 at channel 2452MHz	

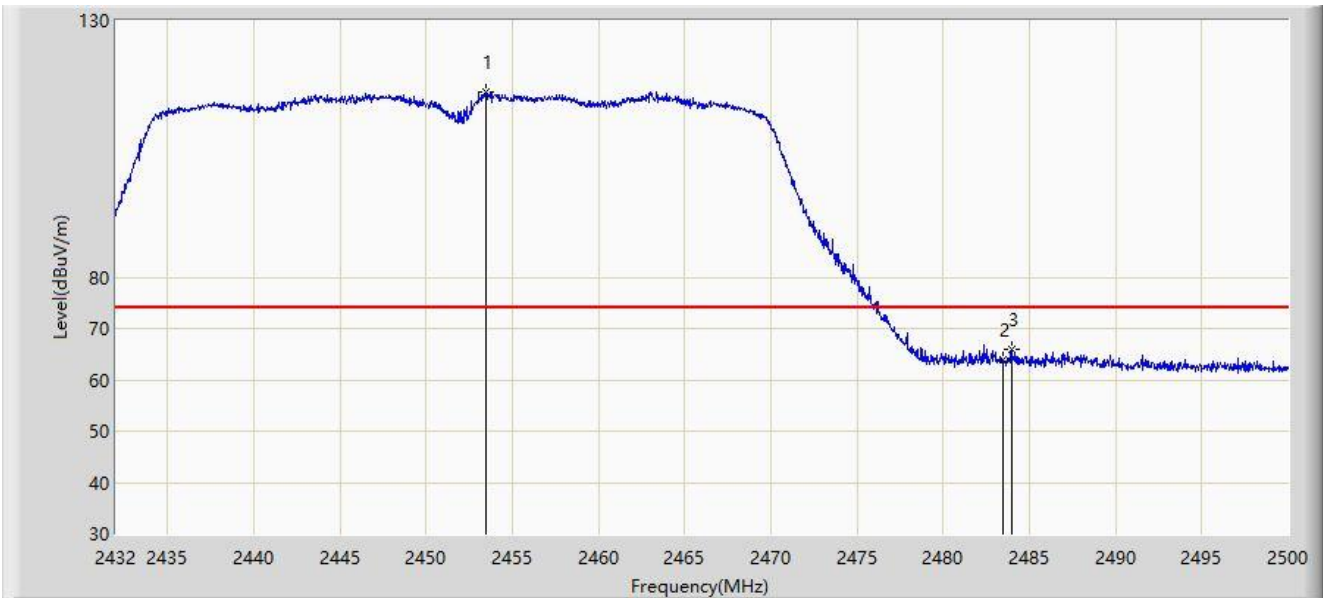


No	Flag	Mark	Frequency (MHz)	Measure Level (dBμV/m)	Reading Level (dBμV)	Margin (dB)	Limit (dBμV/m)	Factor (dB/m)	Type
1		*	2454.814	98.792	67.942	N/A	N/A	30.850	AV
2			2483.500	51.095	20.207	-2.905	54.000	30.888	AV
3			2485.040	51.033	20.146	-2.967	54.000	30.887	AV

Note: Measure Level (dBμV/m) = Reading Level (dBμV) + Factor (dB/m)

Factor (dB/m) = Cable Loss (dB) + Antenna Factor (dB/m).

Site: NS-AC1	Time: 2021/07/17 - 14:26
Limit: FCC_Part 15.209_RE(3m)	Engineer: Dillon Diao
Probe: NS-AC1_BBHA9120D	Polarity: Vertical
EUT: Wireless Access Point	Power: AC 120V/60Hz
Test Mode: Transmit by 802.11n-HT40 at channel 2452MHz	

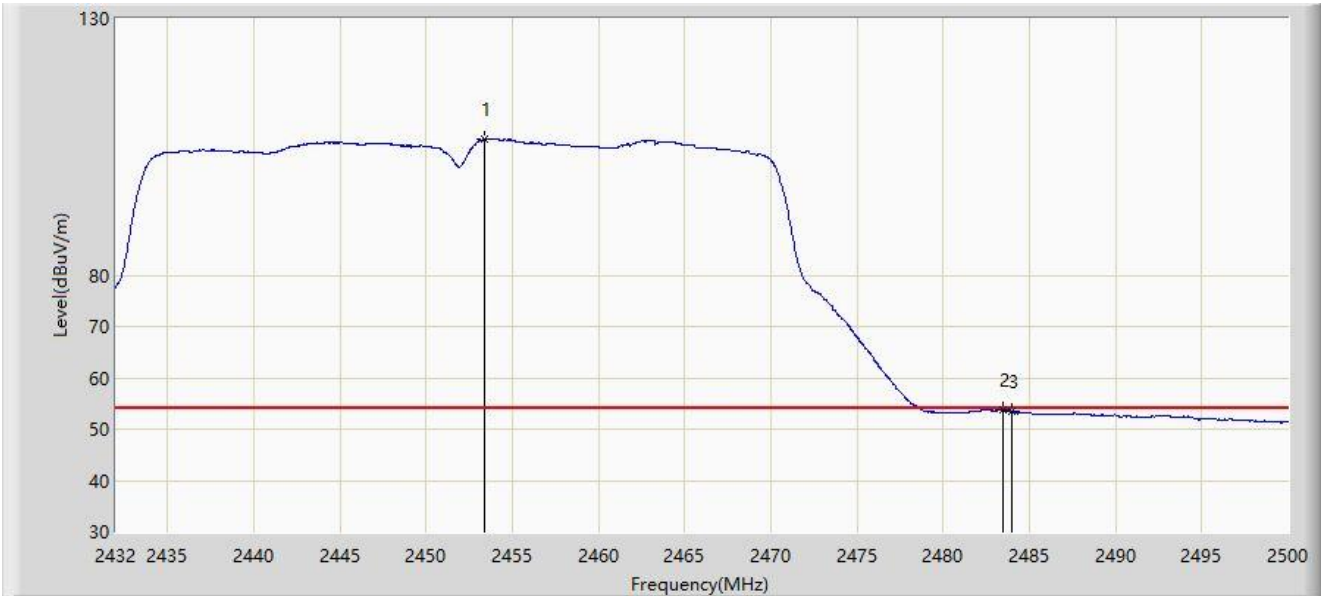


No	Flag	Mark	Frequency (MHz)	Measure Level (dBμV/m)	Reading Level (dBμV)	Margin (dB)	Limit (dBμV/m)	Factor (dB/m)	Type
1		*	2453.454	116.199	85.349	N/A	N/A	30.850	PK
2			2483.500	63.819	32.931	-10.181	74.000	30.888	PK
3			2483.986	66.062	35.174	-7.938	74.000	30.888	PK

Note: Measure Level (dBμV/m) = Reading Level (dBμV) + Factor (dB/m)

Factor (dB/m) = Cable Loss (dB) + Antenna Factor (dB/m).

Site: NS-AC1	Time: 2021/07/17 - 14:25
Limit: FCC_Part 15.209_RE(3m)	Engineer: Dillon Diao
Probe: NS-AC1_BBHA9120D	Polarity: Vertical
EUT: Wireless Access Point	Power: AC 120V/60Hz
Test Mode: Transmit by 802.11n-HT40 at channel 2452MHz	

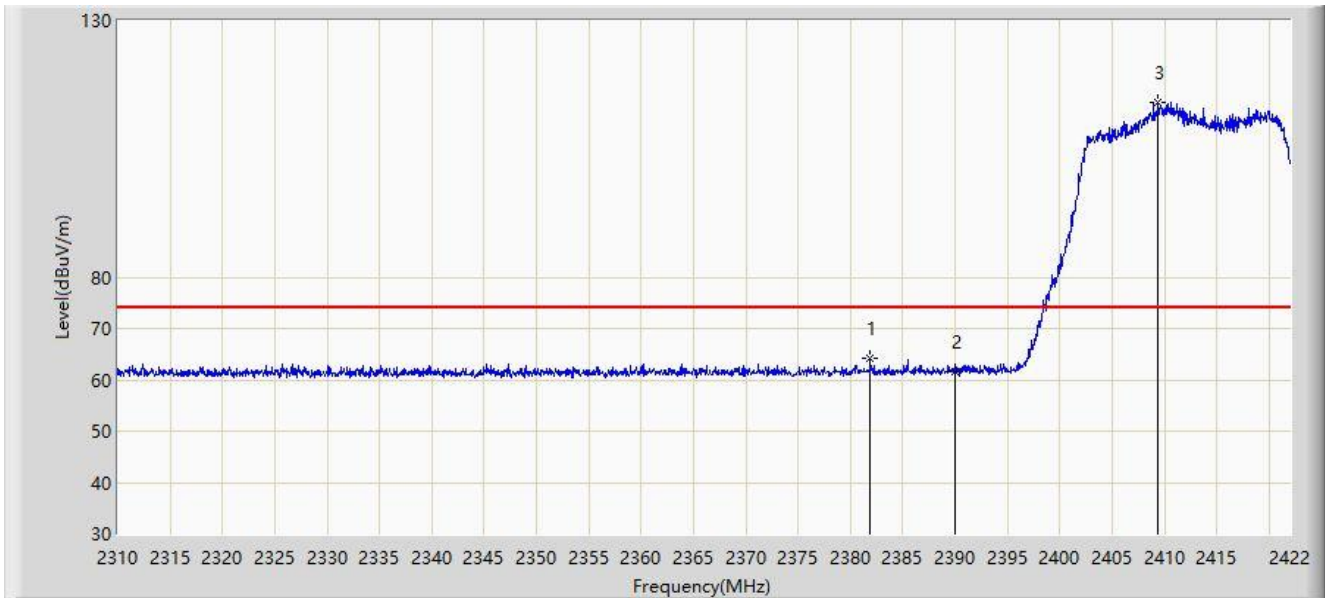


No	Flag	Mark	Frequency (MHz)	Measure Level (dBμV/m)	Reading Level (dBμV)	Margin (dB)	Limit (dBμV/m)	Factor (dB/m)	Type
1		*	2453.352	106.578	75.728	N/A	N/A	30.850	AV
2			2483.500	53.770	22.882	-0.230	54.000	30.888	AV
3			2483.952	53.473	22.585	-0.527	54.000	30.888	AV

Note: Measure Level (dBμV/m) = Reading Level (dBμV) + Factor (dB/m)

Factor (dB/m) = Cable Loss (dB) + Antenna Factor (dB/m).

Site: NS-AC1	Time: 2021/07/17 - 14:40
Limit: FCC_Part 15.209_RE(3m)	Engineer: Dillon Diao
Probe: NS-AC1_BBHA9120D	Polarity: Horizontal
EUT: Wireless Access Point	Power: AC 120V/60Hz
Test Mode: Transmit by 802.11ax-HE20 at channel 2412MHz	

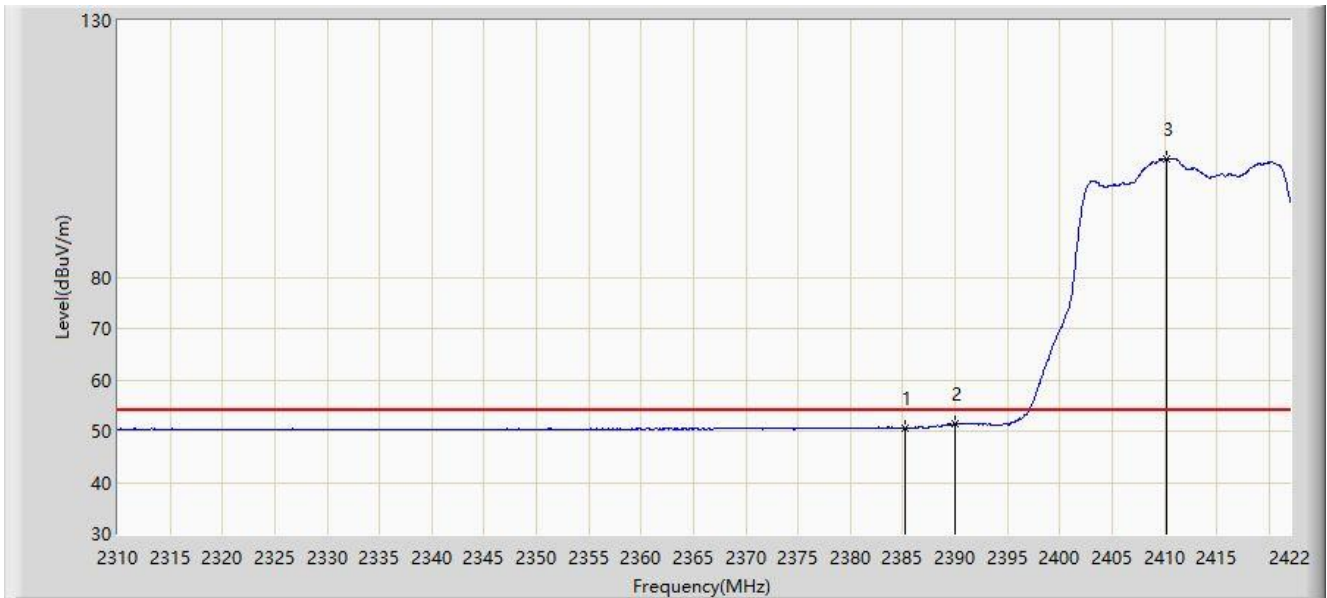


No	Flag	Mark	Frequency (MHz)	Measure Level (dB μ V/m)	Reading Level (dB μ V)	Margin (dB)	Limit (dB μ V/m)	Factor (dB/m)	Type
1			2381.904	64.258	33.333	-9.742	74.000	30.925	PK
2			2390.000	61.602	30.696	-12.398	74.000	30.906	PK
3		*	2409.400	114.080	83.184	N/A	N/A	30.896	PK

Note: Measure Level (dB μ V/m) = Reading Level (dB μ V) + Factor (dB/m)

Factor (dB/m) = Cable Loss (dB) + Antenna Factor (dB/m).

Site: NS-AC1	Time: 2021/07/17 - 14:41
Limit: FCC_Part 15.209_RE(3m)	Engineer: Dillon Diao
Probe: NS-AC1_BBHA9120D	Polarity: Horizontal
EUT: Wireless Access Point	Power: AC 120V/60Hz
Test Mode: Transmit by 802.11ax-HE20 at channel 2412MHz	

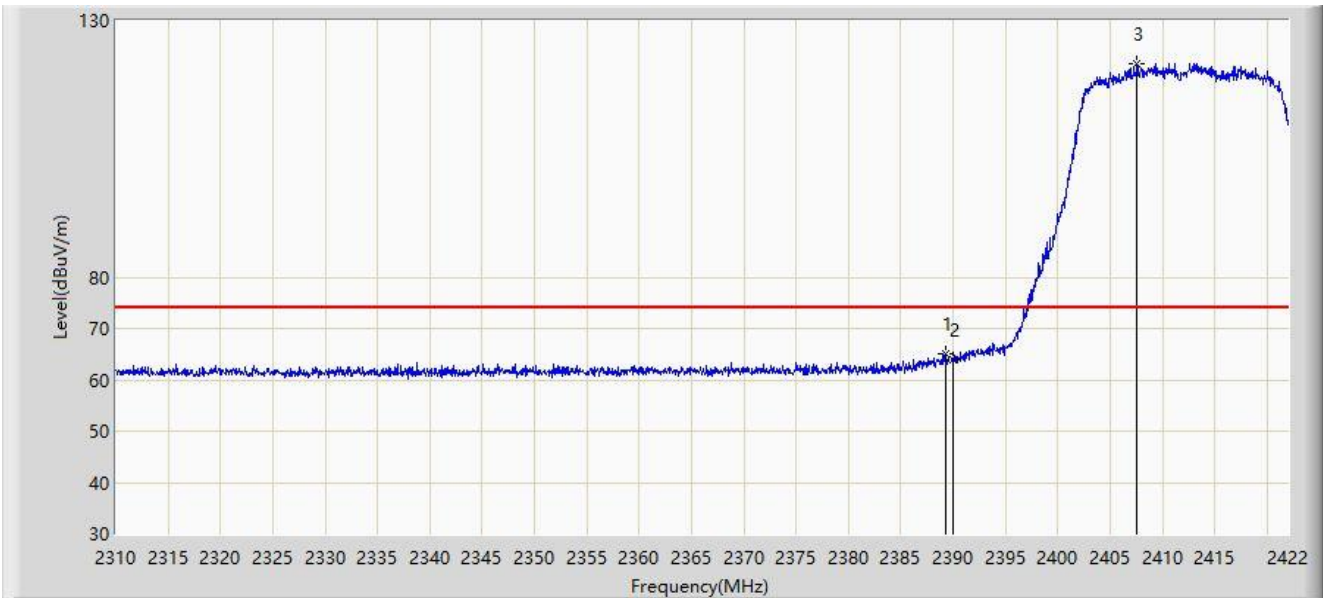


No	Flag	Mark	Frequency (MHz)	Measure Level (dBμV/m)	Reading Level (dBμV)	Margin (dB)	Limit (dBμV/m)	Factor (dB/m)	Type
1			2385.208	50.653	19.736	-3.347	54.000	30.917	AV
2			2390.000	51.330	20.424	-2.670	54.000	30.906	AV
3		*	2410.184	103.155	72.259	N/A	N/A	30.896	AV

Note: Measure Level (dBμV/m) = Reading Level (dBμV) + Factor (dB/m)

Factor (dB/m) = Cable Loss (dB) + Antenna Factor (dB/m).

Site: NS-AC1	Time: 2021/07/17 - 14:39
Limit: FCC_Part 15.209_RE(3m)	Engineer: Dillon Diao
Probe: NS-AC1_BBHA9120D	Polarity: Vertical
EUT: Wireless Access Point	Power: AC 120V/60Hz
Test Mode: Transmit by 802.11ax-HE20 at channel 2412MHz	

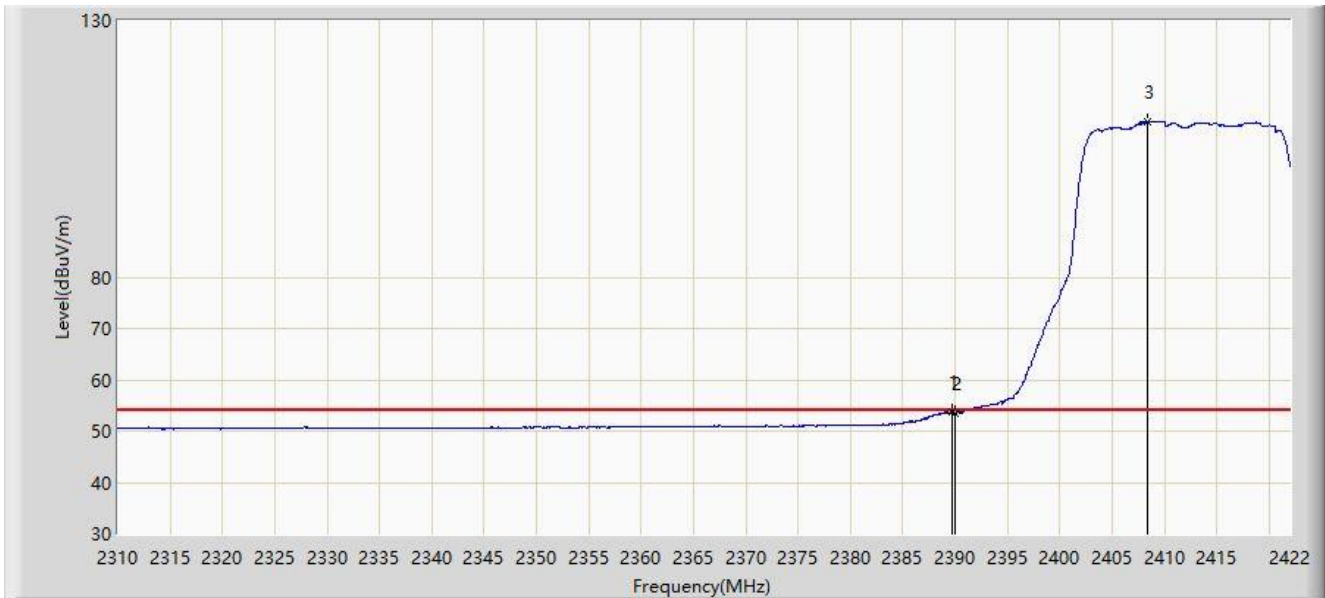


No	Flag	Mark	Frequency (MHz)	Measure Level (dBμV/m)	Reading Level (dBμV)	Margin (dB)	Limit (dBμV/m)	Factor (dB/m)	Type
1			2389.240	65.005	34.097	-8.995	74.000	30.908	PK
2			2390.000	63.883	32.977	-10.117	74.000	30.906	PK
3		*	2407.552	121.657	90.761	N/A	N/A	30.896	PK

Note: Measure Level (dBμV/m) = Reading Level (dBμV) + Factor (dB/m)

Factor (dB/m) = Cable Loss (dB) + Antenna Factor (dB/m).

Site: NS-AC1	Time: 2021/07/17 - 14:38
Limit: FCC_Part 15.209_RE(3m)	Engineer: Dillon Diao
Probe: NS-AC1_BBHA9120D	Polarity: Vertical
EUT: Wireless Access Point	Power: AC 120V/60Hz
Test Mode: Transmit by 802.11ax-HE20 at channel 2412MHz	

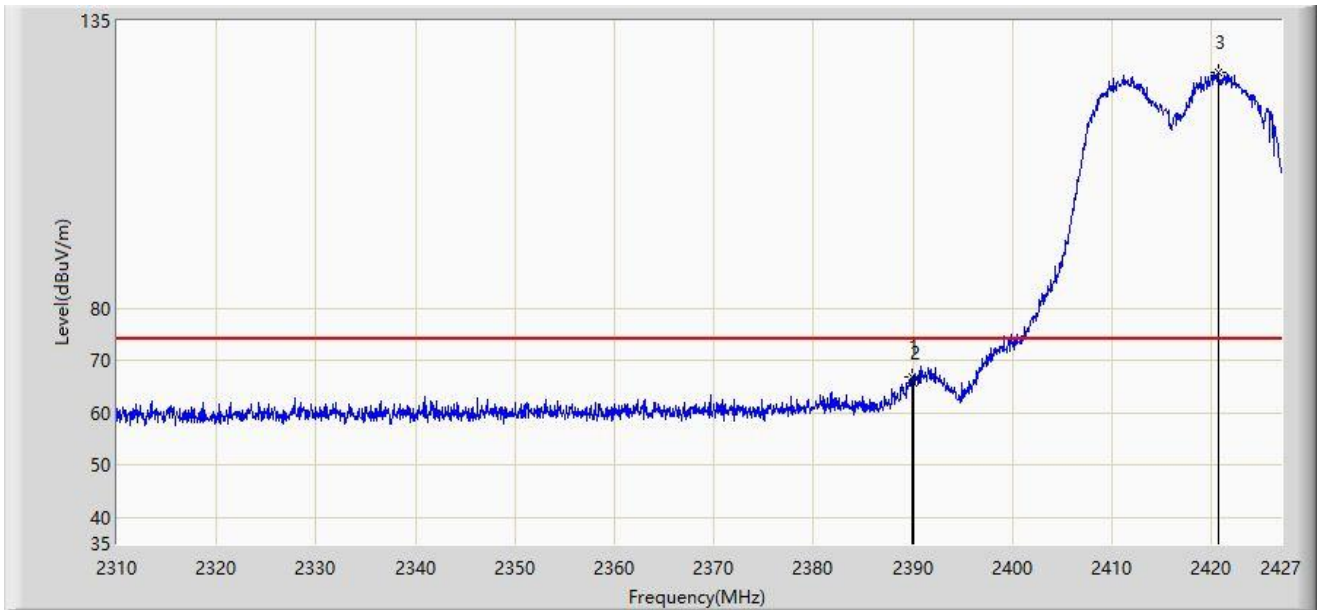


No	Flag	Mark	Frequency (MHz)	Measure Level (dB μ V/m)	Reading Level (dB μ V)	Margin (dB)	Limit (dB μ V/m)	Factor (dB/m)	Type
1			2389.744	53.763	22.857	-0.237	54.000	30.907	AV
2			2390.000	53.584	22.678	-0.416	54.000	30.906	AV
3	X	*	2408.392	110.282	79.386	N/A	N/A	30.896	AV

Note: Measure Level (dB μ V/m) = Reading Level (dB μ V) + Factor (dB/m)

Factor (dB/m) = Cable Loss (dB) + Antenna Factor (dB/m).

Site: WZ-AC1	Time: 2021/07/29 - 21:41
Limit: FCC_Part 15.209_RE(3m)	Engineer: Hyde Yu
Probe: WZ-AC1_BBHA9120D_1-18GHz	Polarity: Vertical
EUT: Wireless Module	Power: AC 120V/60Hz
Test Mode: Transmit by 802.11ax-HE20 at Channel 2417MHz	

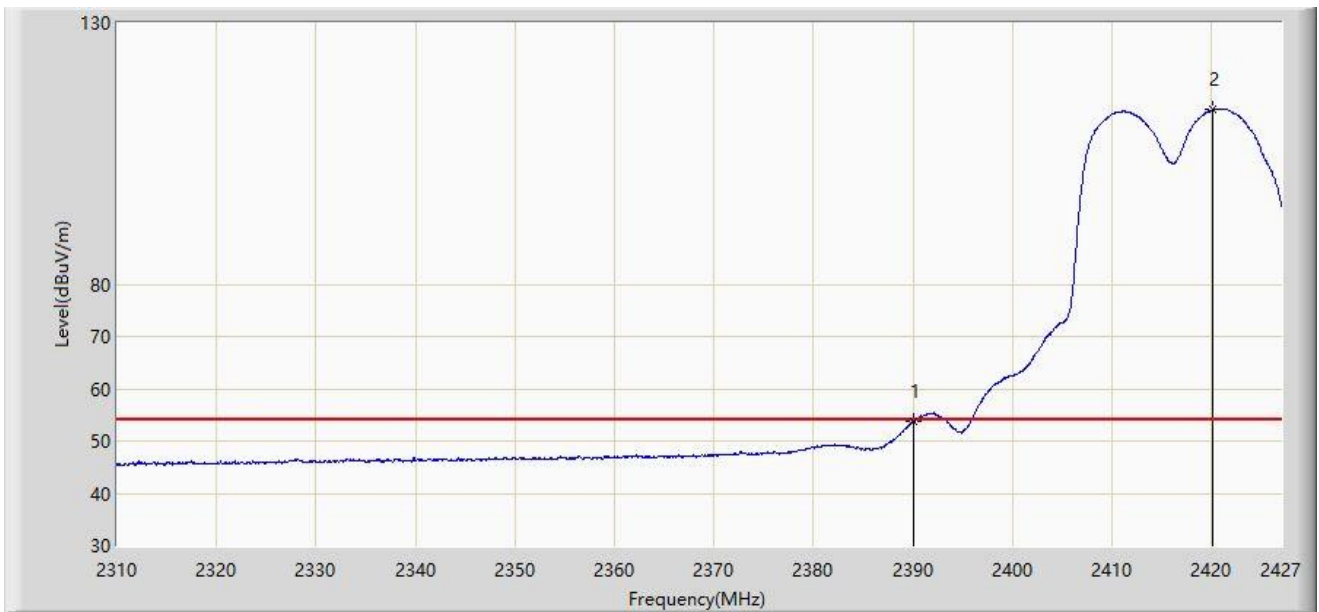


No	Flag	Mark	Frequency (MHz)	Measure Level (dB μ V/m)	Reading Level (dB μ V)	Margin (dB)	Limit (dB μ V/m)	Factor (dB/m)	Type
1			2389.853	66.834	35.800	-7.166	74.000	31.033	PK
2			2390.000	65.715	34.682	-8.285	74.000	31.034	PK
3		*	2420.624	125.008	94.098	N/A	N/A	30.909	PK

Note: Measure Level (dB μ V/m) = Reading Level (dB μ V) + Factor (dB/m)

Factor (dB/m) = Cable Loss (dB) + Antenna Factor (dB/m).

Site: WZ-AC1	Time: 2021/07/29 - 21:39
Limit: FCC_Part 15.209_RE(3m)	Engineer: Hyde Yu
Probe: WZ-AC1_BBHA9120D_1-18GHz	Polarity: Vertical
EUT: Wireless Module	Power: AC 120V/60Hz
Test Mode: Transmit by 802.11ax-HE20 at Channel 2417MHz	

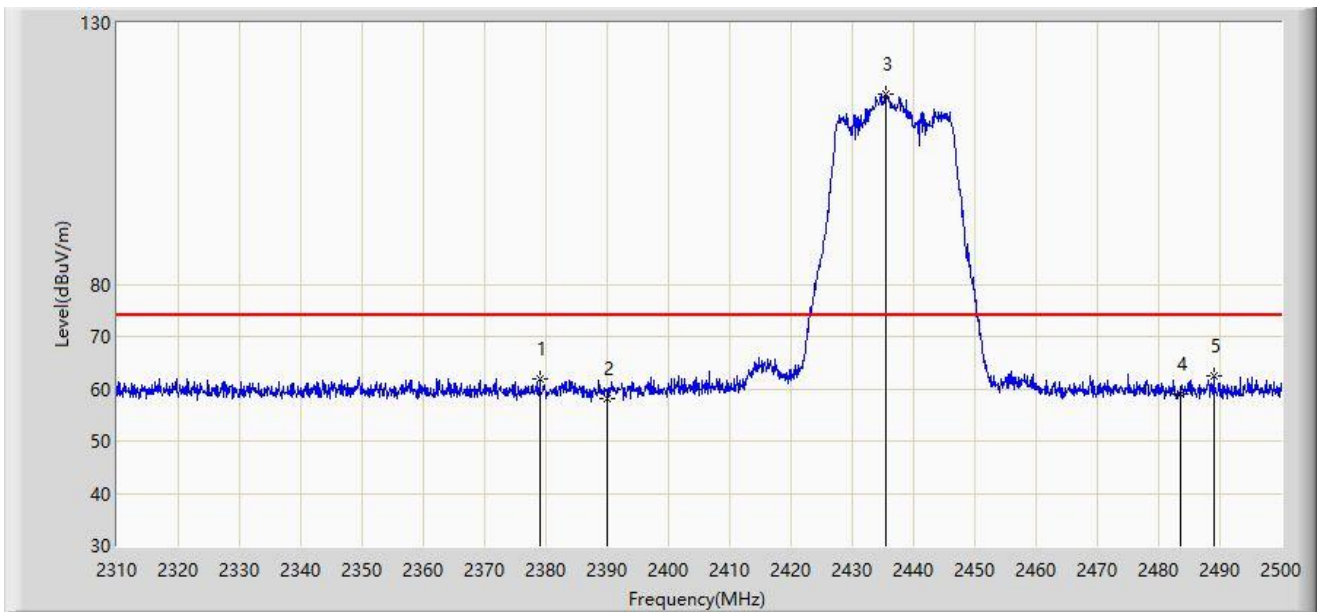


No	Flag	Mark	Frequency (MHz)	Measure Level (dB μ V/m)	Reading Level (dB μ V)	Margin (dB)	Limit (dB μ V/m)	Factor (dB/m)	Type
1			2390.000	53.659	22.626	-0.341	54.000	31.034	AV
2	X	*	2420.097	113.400	82.489	N/A	N/A	30.911	AV

Note: Measure Level (dB μ V/m) = Reading Level (dB μ V) + Factor (dB/m)

Factor (dB/m) = Cable Loss (dB) + Antenna Factor (dB/m).

Site: WZ-AC1	Time: 2021/07/29 - 20:11
Limit: FCC_Part 15.209_RE(3m)	Engineer: Hyde Yu
Probe: WZ-AC1_BBHA9120D_1-18GHz	Polarity: Horizontal
EUT: Wireless Module	Power: AC 120V/60Hz
Test Mode: Transmit by 802.11ax-HE20 at Channel 2437MHz	

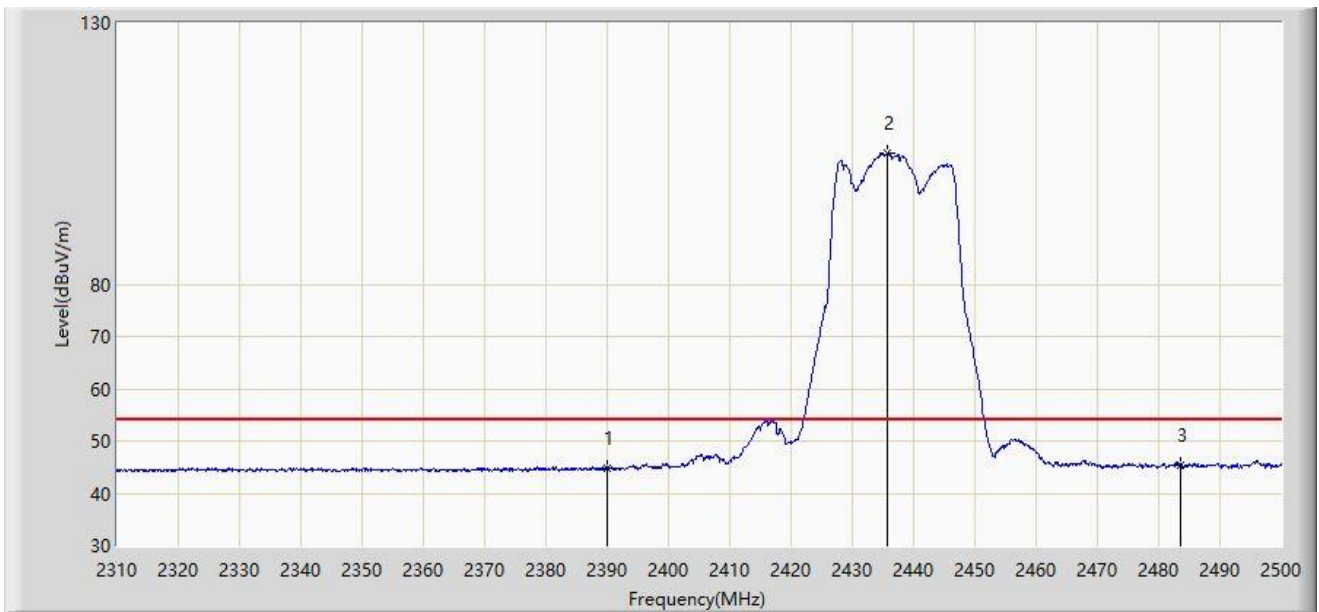


No	Flag	Mark	Frequency (MHz)	Measure Level (dBμV/m)	Reading Level (dBμV)	Margin (dB)	Limit (dBμV/m)	Factor (dB/m)	Type
1			2379.065	62.014	30.971	-11.986	74.000	31.042	PK
2			2390.000	58.217	27.184	-15.783	74.000	31.034	PK
3		*	2435.400	116.348	85.443	N/A	N/A	30.905	PK
4			2483.500	58.880	27.992	-15.120	74.000	30.888	PK
5			2488.980	62.352	31.447	-11.648	74.000	30.905	PK

Note: Measure Level (dBμV/m) = Reading Level (dBμV) + Factor (dB/m)

Factor (dB/m) = Cable Loss (dB) + Antenna Factor (dB/m).

Site: WZ-AC1	Time: 2021/07/29 - 20:14
Limit: FCC_Part 15.209_RE(3m)	Engineer: Hyde Yu
Probe: WZ-AC1_BBHA9120D_1-18GHz	Polarity: Horizontal
EUT: Wireless Module	Power: AC 120V/60Hz
Test Mode: Transmit by 802.11ax-HE20 at Channel 2437MHz	

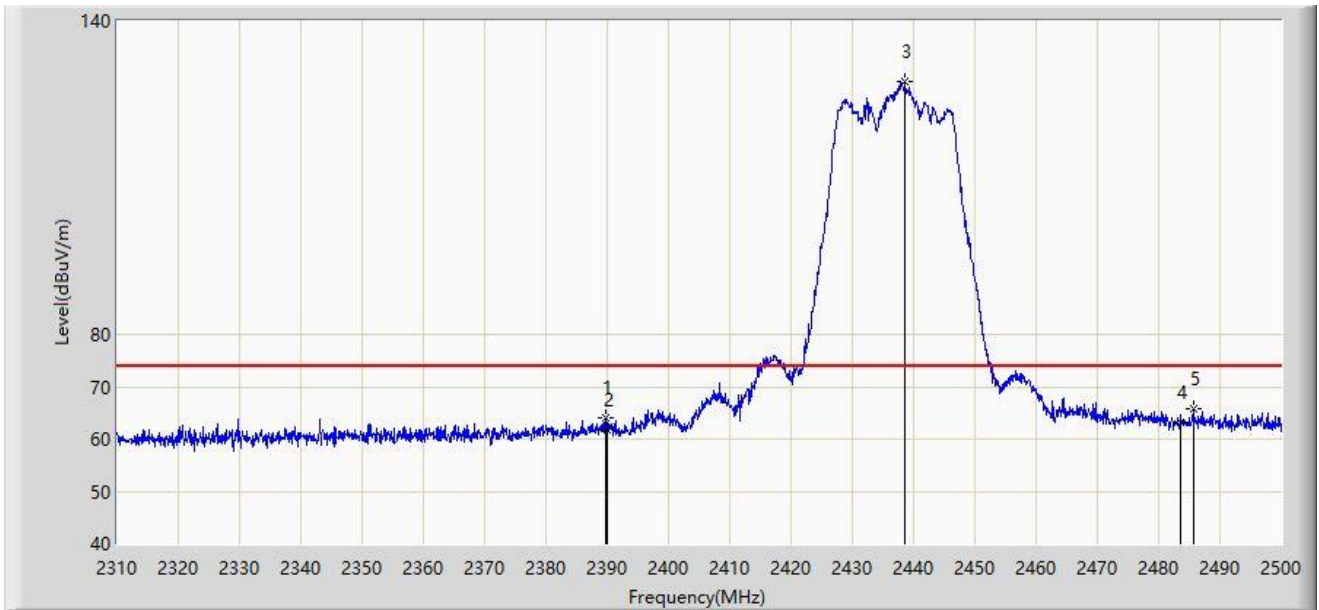


No	Flag	Mark	Frequency (MHz)	Measure Level (dBuV/m)	Reading Level (dBuV)	Margin (dB)	Limit (dBuV/m)	Factor (dB/m)	Type
1			2390.000	44.662	13.629	-9.338	54.000	31.034	AV
2		*	2435.780	105.082	74.177	N/A	N/A	30.906	AV
3			2483.500	45.462	14.574	-8.538	54.000	30.888	AV

Note: Measure Level (dBuV/m) = Reading Level (dBuV) + Factor (dB/m)

Factor (dB/m) = Cable Loss (dB) + Antenna Factor (dB/m).

Site: WZ-AC1	Time: 2021/07/29 - 20:10
Limit: FCC_Part 15.209_RE(3m)	Engineer: Hyde Yu
Probe: WZ-AC1_BBHA9120D_1-18GHz	Polarity: Vertical
EUT: Wireless Module	Power: AC 120V/60Hz
Test Mode: Transmit by 802.11ax-HE20 at Channel 2437MHz	

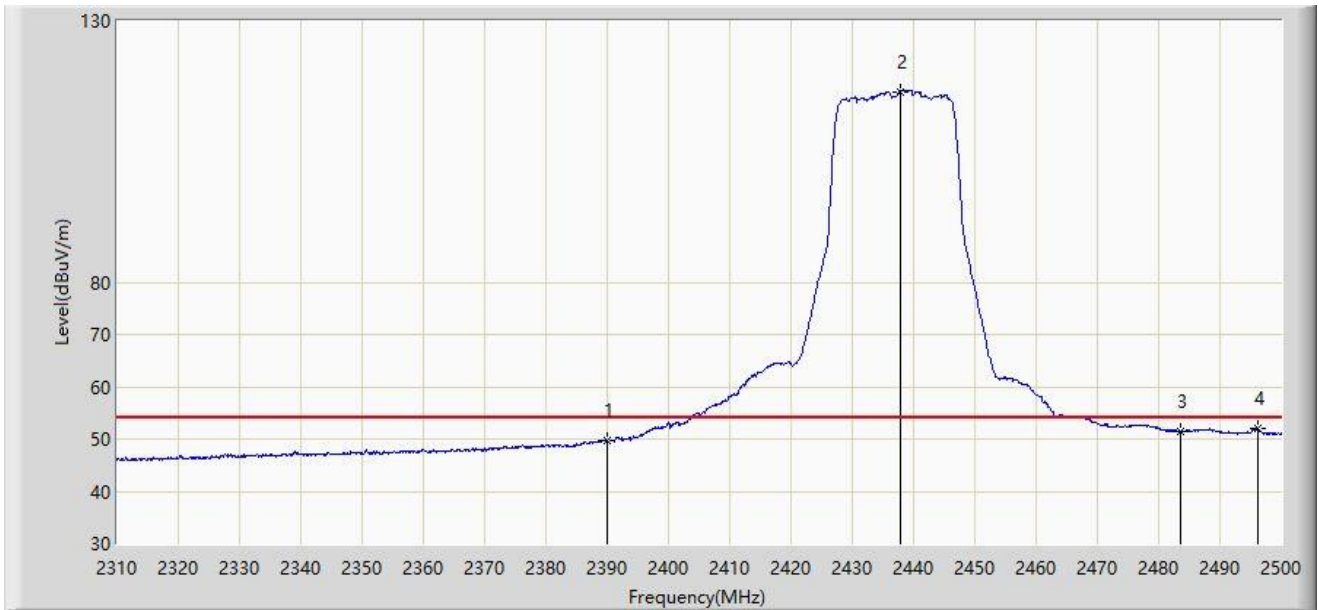


No	Flag	Mark	Frequency (MHz)	Measure Level (dBμV/m)	Reading Level (dBμV)	Margin (dB)	Limit (dBμV/m)	Factor (dB/m)	Type
1			2389.705	64.199	33.165	-9.801	74.000	31.034	PK
2			2390.000	61.870	30.837	-12.130	74.000	31.034	PK
3		*	2438.630	128.521	97.612	N/A	N/A	30.909	PK
4			2483.500	63.104	32.216	-10.896	74.000	30.888	PK
5			2485.655	65.663	34.768	-8.337	74.000	30.895	PK

Note: Measure Level (dBμV/m) = Reading Level (dBμV) + Factor (dB/m)

Factor (dB/m) = Cable Loss (dB) + Antenna Factor (dB/m).

Site: WZ-AC1	Time: 2021/07/29 - 20:06
Limit: FCC_Part 15.209_RE(3m)	Engineer: Hyde Yu
Probe: WZ-AC1_BBHA9120D_1-18GHz	Polarity: Vertical
EUT: Wireless Module	Power: AC 120V/60Hz
Test Mode: Transmit by 802.11ax-HE20 at Channel 2437MHz	

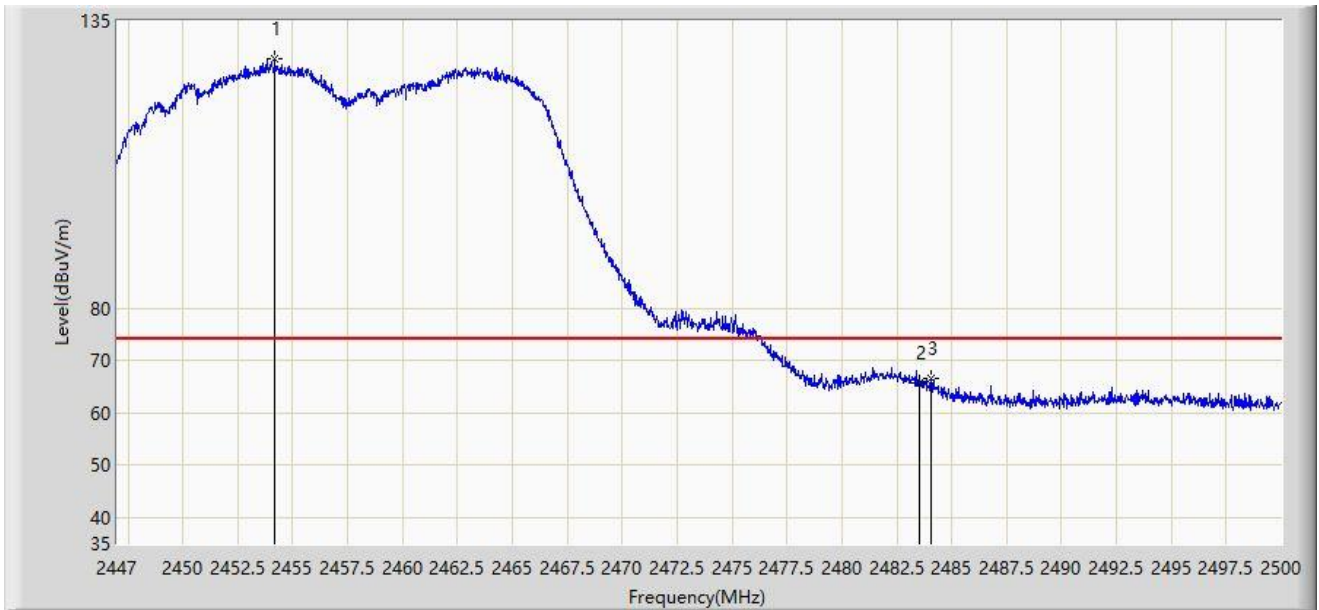


No	Flag	Mark	Frequency (MHz)	Measure Level (dBμV/m)	Reading Level (dBμV)	Margin (dB)	Limit (dBμV/m)	Factor (dB/m)	Type
1			2390.000	49.621	18.588	-4.379	54.000	31.034	AV
2	X	*	2437.775	116.510	85.602	N/A	N/A	30.909	AV
3			2483.500	51.434	20.546	-2.566	54.000	30.888	AV
4			2496.295	52.075	21.153	-1.925	54.000	30.922	AV

Note: Measure Level (dBμV/m) = Reading Level (dBμV) + Factor (dB/m)

Factor (dB/m) = Cable Loss (dB) + Antenna Factor (dB/m).

Site: WZ-AC1	Time: 2021/07/29 - 21:48
Limit: FCC_Part 15.209_RE(3m)	Engineer: Hyde Yu
Probe: WZ-AC1_BBHA9120D_1-18GHz	Polarity: Vertical
EUT: Wireless Module	Power: AC 120V/60Hz
Test Mode: Transmit by 802.11ax-HE20 at Channel 2457MHz	

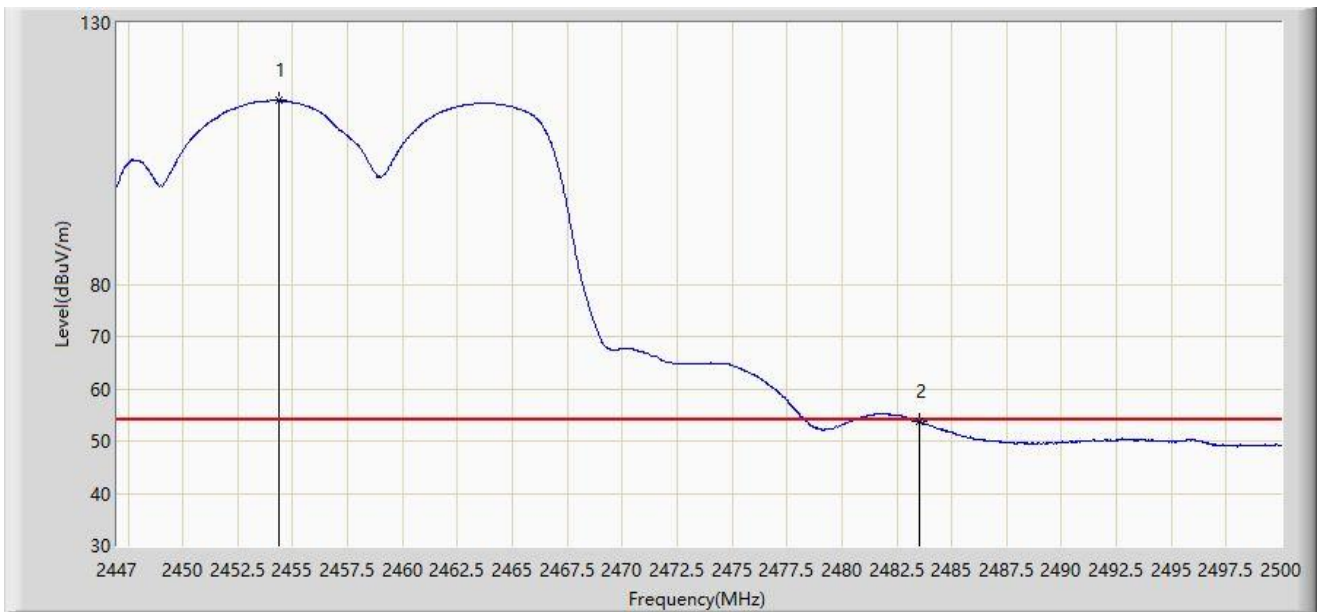


No	Flag	Mark	Frequency (MHz)	Measure Level (dBuV/m)	Reading Level (dBuV)	Margin (dB)	Limit (dBuV/m)	Factor (dB/m)	Type
1		*	2454.181	127.673	96.774	N/A	N/A	30.899	PK
2			2483.500	65.681	34.793	-8.319	74.000	30.888	PK
3			2484.073	66.536	35.646	-7.464	74.000	30.890	PK

Note: Measure Level (dBuV/m) = Reading Level (dBuV) + Factor (dB/m)

Factor (dB/m) = Cable Loss (dB) + Antenna Factor (dB/m).

Site: WZ-AC1	Time: 2021/07/29 - 21:46
Limit: FCC_Part 15.209_RE(3m)	Engineer: Hyde Yu
Probe: WZ-AC1_BBHA9120D_1-18GHz	Polarity: Vertical
EUT: Wireless Module	Power: AC 120V/60Hz
Test Mode: Transmit by 802.11ax-HE20 at Channel 2457MHz	

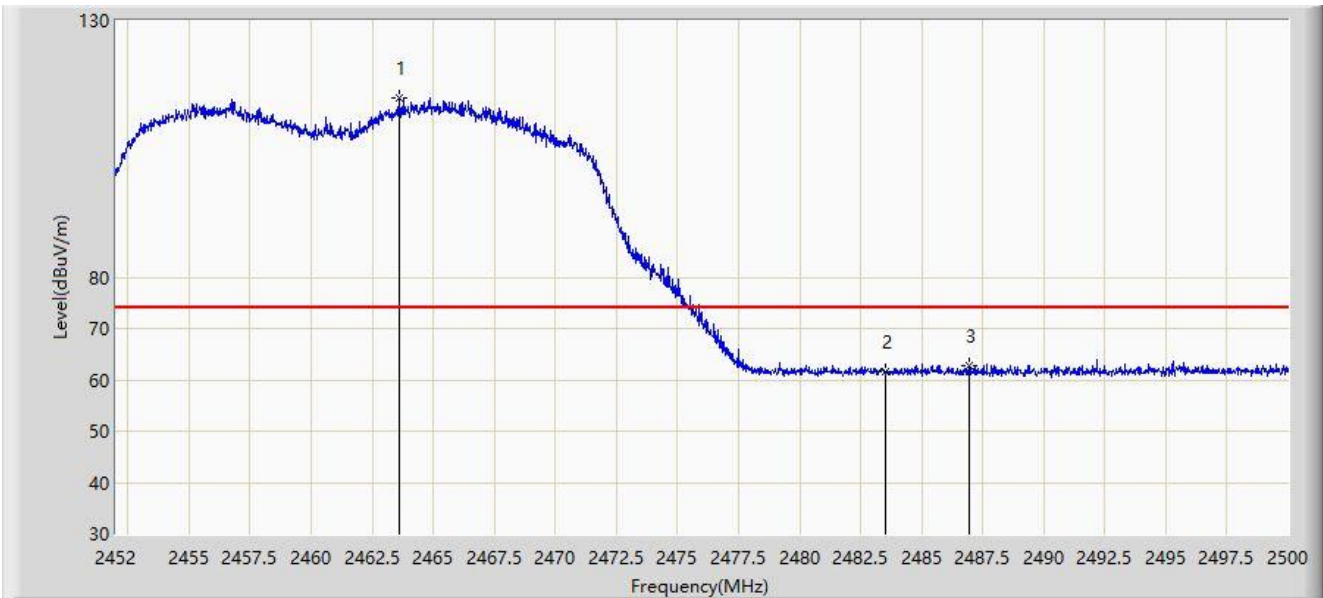


No	Flag	Mark	Frequency (MHz)	Measure Level (dB μ V/m)	Reading Level (dB μ V)	Margin (dB)	Limit (dB μ V/m)	Factor (dB/m)	Type
1	X	*	2454.341	115.143	84.200	N/A	N/A	30.944	AV
2			2483.500	53.746	22.858	-0.254	54.000	30.888	AV

Note: Measure Level (dB μ V/m) = Reading Level (dB μ V) + Factor (dB/m)

Factor (dB/m) = Cable Loss (dB) + Antenna Factor (dB/m).

Site: NS-AC1	Time: 2021/07/17 - 14:50
Limit: FCC_Part 15.209_RE(3m)	Engineer: Dillon Diao
Probe: NS-AC1_BBHA9120D	Polarity: Horizontal
EUT: Wireless Access Point	Power: AC 120V/60Hz
Test Mode: Transmit by 802.11ax-HE20 at channel 2462MHz	

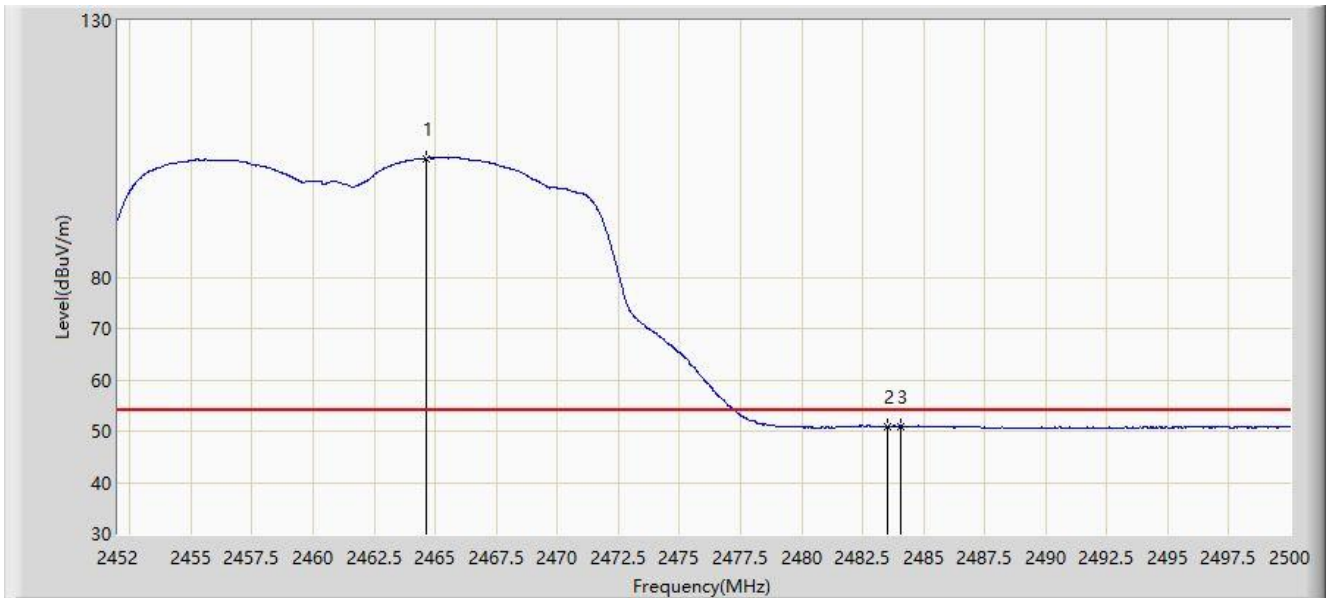


No	Flag	Mark	Frequency (MHz)	Measure Level (dBμV/m)	Reading Level (dBμV)	Margin (dB)	Limit (dBμV/m)	Factor (dB/m)	Type
1		*	2463.592	115.018	84.164	N/A	N/A	30.854	PK
2			2483.500	61.452	30.564	-12.548	74.000	30.888	PK
3			2486.968	62.778	31.892	-11.222	74.000	30.886	PK

Note: Measure Level (dBμV/m) = Reading Level (dBμV) + Factor (dB/m)

Factor (dB/m) = Cable Loss (dB) + Antenna Factor (dB/m).

Site: NS-AC1	Time: 2021/07/17 - 14:52
Limit: FCC_Part 15.209_RE(3m)	Engineer: Dillon Diao
Probe: NS-AC1_BBHA9120D	Polarity: Horizontal
EUT: Wireless Access Point	Power: AC 120V/60Hz
Test Mode: Transmit by 802.11ax-HE20 at channel 2462MHz	

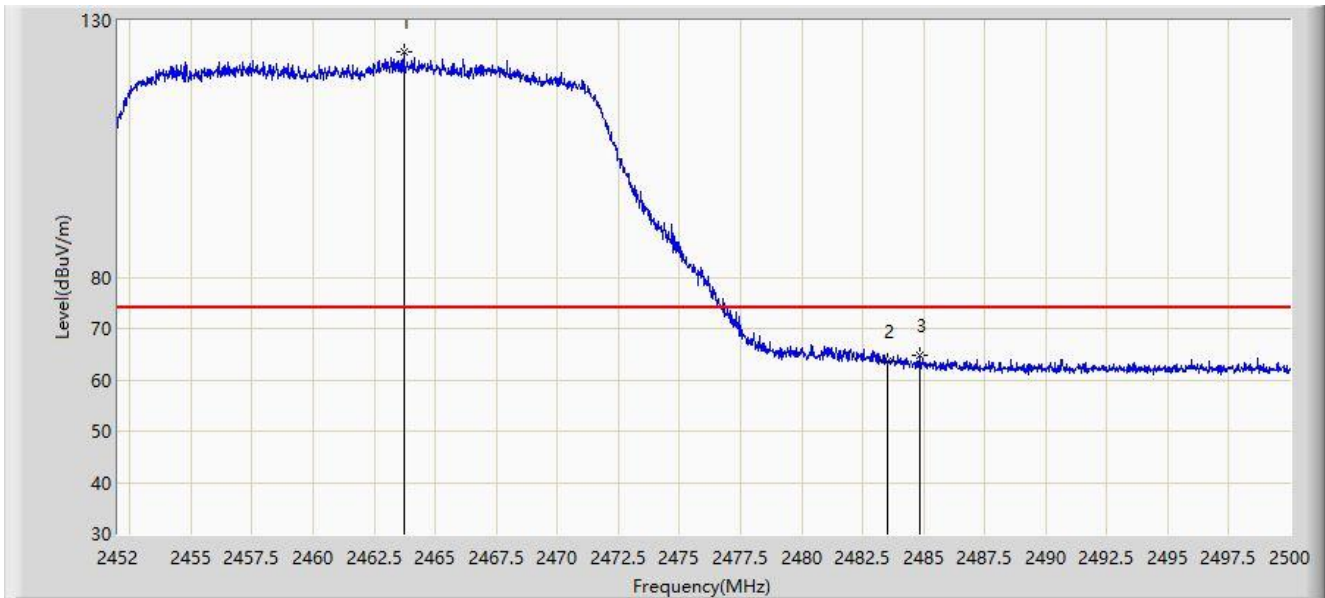


No	Flag	Mark	Frequency (MHz)	Measure Level (dB μ V/m)	Reading Level (dB μ V)	Margin (dB)	Limit (dB μ V/m)	Factor (dB/m)	Type
1		*	2464.648	103.169	72.313	N/A	N/A	30.856	AV
2			2483.500	50.975	20.087	-3.025	54.000	30.888	AV
3			2484.064	50.978	20.090	-3.022	54.000	30.888	AV

Note: Measure Level (dB μ V/m) = Reading Level (dB μ V) + Factor (dB/m)

Factor (dB/m) = Cable Loss (dB) + Antenna Factor (dB/m).

Site: NS-AC1	Time: 2021/07/17 - 14:49
Limit: FCC_Part 15.209_RE(3m)	Engineer: Dillon Diao
Probe: NS-AC1_BBHA9120D	Polarity: Vertical
EUT: Wireless Access Point	Power: AC 120V/60Hz
Test Mode: Transmit by 802.11ax-HE20 at channel 2462MHz	

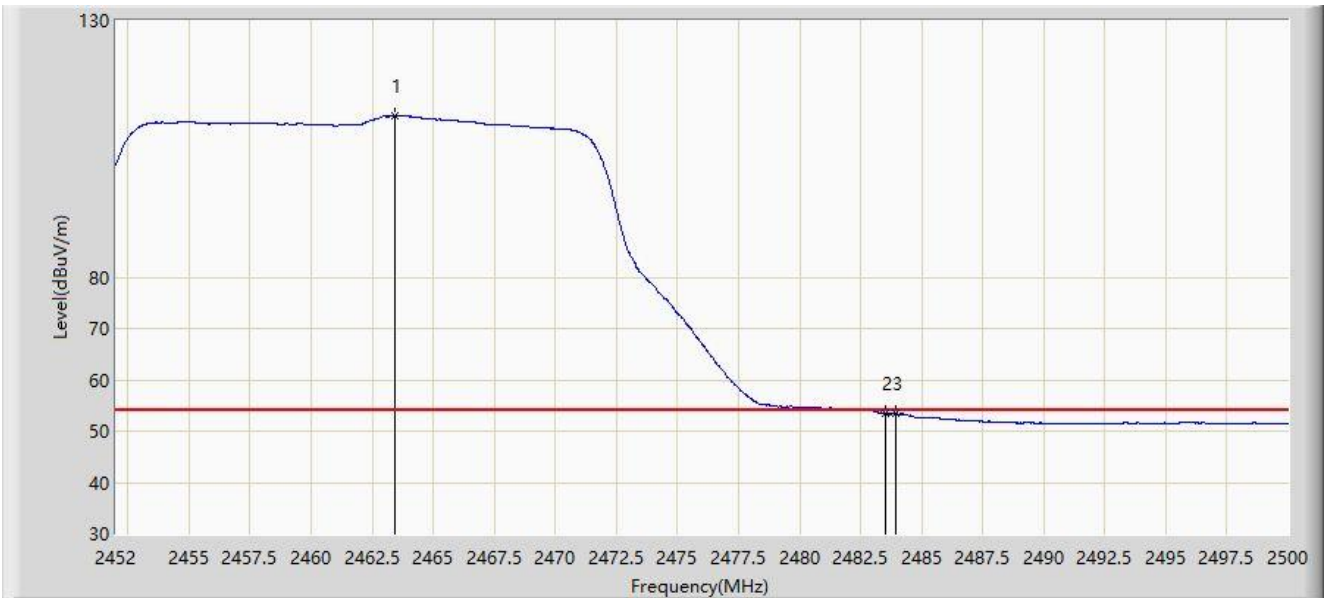


No	Flag	Mark	Frequency (MHz)	Measure Level (dBuV/m)	Reading Level (dBuV)	Margin (dB)	Limit (dBuV/m)	Factor (dB/m)	Type
1		*	2463.712	123.814	92.960	N/A	N/A	30.854	PK
2			2483.500	63.661	32.773	-10.339	74.000	30.888	PK
3			2484.832	64.834	33.947	-9.166	74.000	30.887	PK

Note: Measure Level (dBuV/m) = Reading Level (dBuV) + Factor (dB/m)

Factor (dB/m) = Cable Loss (dB) + Antenna Factor (dB/m).

Site: NS-AC1	Time: 2021/07/17 - 14:48
Limit: FCC_Part 15.209_RE(3m)	Engineer: Dillon Diao
Probe: NS-AC1_BBHA9120D	Polarity: Vertical
EUT: Wireless Access Point	Power: AC 120V/60Hz
Test Mode: Transmit by 802.11ax-HE20 at channel 2462MHz	

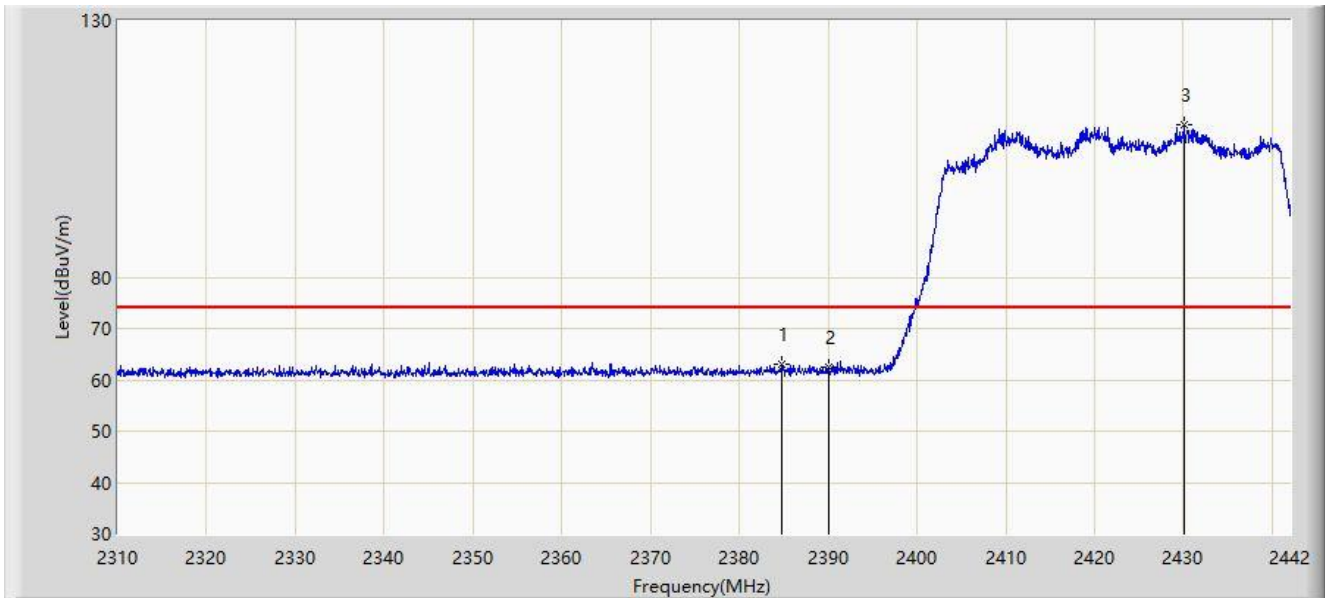


No	Flag	Mark	Frequency (MHz)	Measure Level (dBμV/m)	Reading Level (dBμV)	Margin (dB)	Limit (dBμV/m)	Factor (dB/m)	Type
1	X	*	2463.400	111.534	80.681	N/A	N/A	30.853	AV
2			2483.500	53.544	22.656	-0.456	54.000	30.888	AV
3			2483.968	53.419	22.531	-0.581	54.000	30.888	AV

Note: Measure Level (dBμV/m) = Reading Level (dBμV) + Factor (dB/m)

Factor (dB/m) = Cable Loss (dB) + Antenna Factor (dB/m).

Site: NS-AC1	Time: 2021/07/17 - 15:03
Limit: FCC_Part 15.209_RE(3m)	Engineer: Dillon Diao
Probe: NS-AC1_BBHA9120D	Polarity: Horizontal
EUT: Wireless Access Point	Power: AC 120V/60Hz
Test Mode: Transmit by 802.11ax-HE40 at channel 2422MHz	

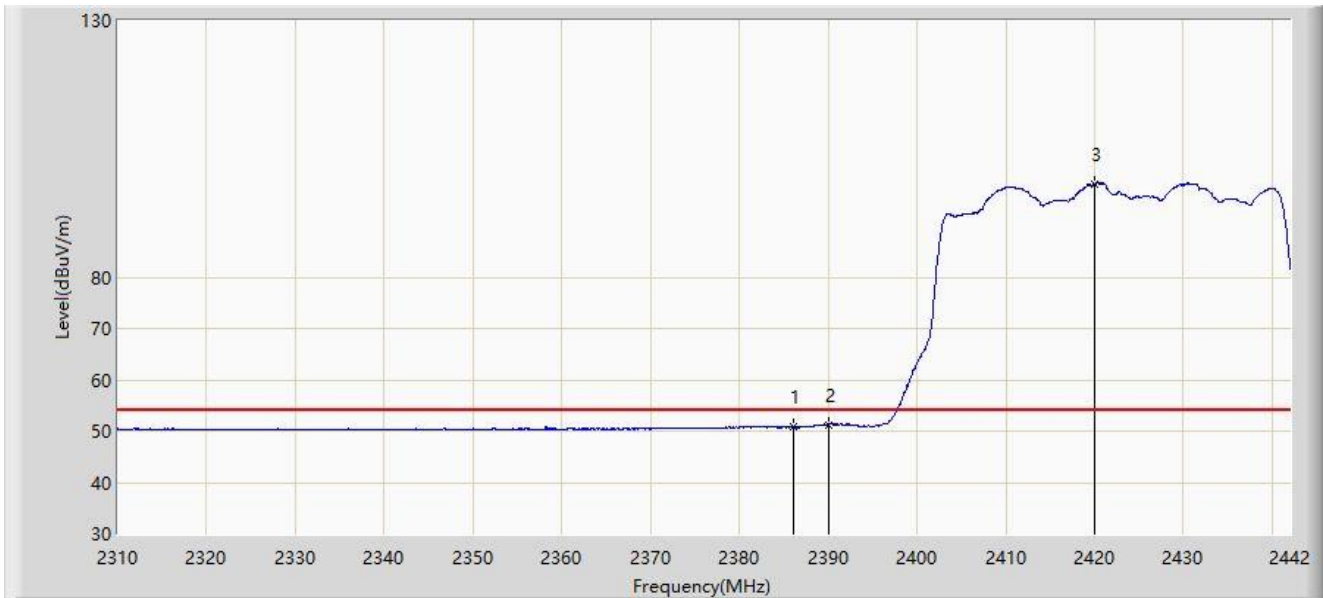


No	Flag	Mark	Frequency (MHz)	Measure Level (dBμV/m)	Reading Level (dBμV)	Margin (dB)	Limit (dBμV/m)	Factor (dB/m)	Type
1			2384.844	63.140	32.222	-10.860	74.000	30.918	PK
2			2390.000	62.418	31.512	-11.582	74.000	30.906	PK
3		*	2430.054	109.742	78.880	N/A	N/A	30.862	PK

Note: Measure Level (dBμV/m) = Reading Level (dBμV) + Factor (dB/m)

Factor (dB/m) = Cable Loss (dB) + Antenna Factor (dB/m).

Site: NS-AC1	Time: 2021/07/17 - 15:04
Limit: FCC_Part 15.209_RE(3m)	Engineer: Dillon Diao
Probe: NS-AC1_BBHA9120D	Polarity: Horizontal
EUT: Wireless Access Point	Power: AC 120V/60Hz
Test Mode: Transmit by 802.11ax-HE40 at channel 2422MHz	

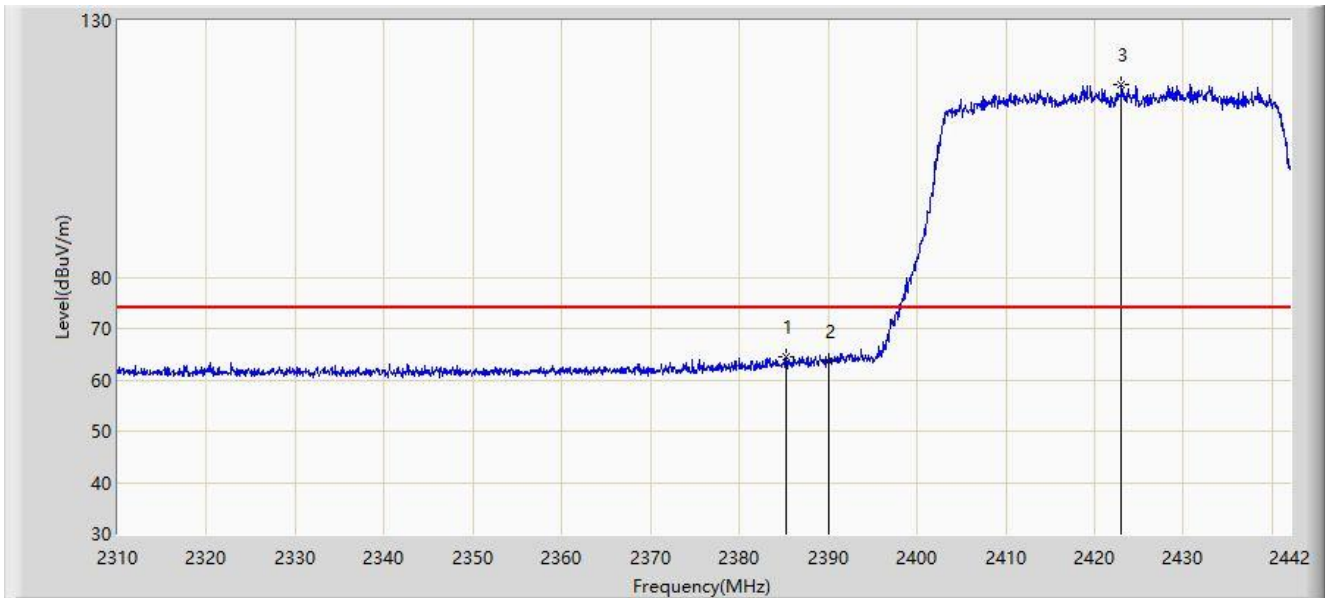


No	Flag	Mark	Frequency (MHz)	Measure Level (dBμV/m)	Reading Level (dBμV)	Margin (dB)	Limit (dBμV/m)	Factor (dB/m)	Type
1			2386.164	50.986	20.071	-3.014	54.000	30.915	AV
2			2390.000	51.256	20.350	-2.744	54.000	30.906	AV
3		*	2420.022	98.188	67.309	N/A	N/A	30.879	AV

Note: Measure Level (dBμV/m) = Reading Level (dBμV) + Factor (dB/m)

Factor (dB/m) = Cable Loss (dB) + Antenna Factor (dB/m).

Site: NS-AC1	Time: 2021/07/17 - 15:02
Limit: FCC_Part 15.209_RE(3m)	Engineer: Dillon Diao
Probe: NS-AC1_BBHA9120D	Polarity: Vertical
EUT: Wireless Access Point	Power: AC 120V/60Hz
Test Mode: Transmit by 802.11ax-HE40 at channel 2422MHz	

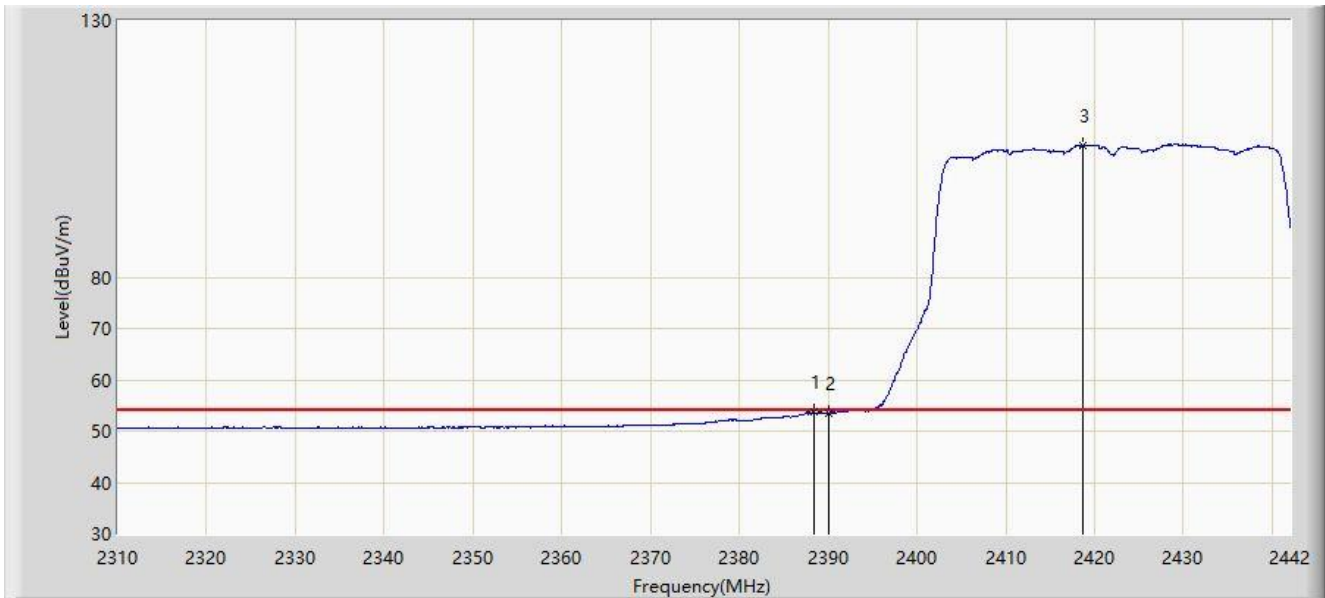


No	Flag	Mark	Frequency (MHz)	Measure Level (dBμV/m)	Reading Level (dBμV)	Margin (dB)	Limit (dBμV/m)	Factor (dB/m)	Type
1			2385.306	64.434	33.517	-9.566	74.000	30.917	PK
2			2390.000	63.577	32.671	-10.423	74.000	30.906	PK
3		*	2423.058	117.610	86.737	N/A	N/A	30.874	PK

Note: Measure Level (dBμV/m) = Reading Level (dBμV) + Factor (dB/m)

Factor (dB/m) = Cable Loss (dB) + Antenna Factor (dB/m).

Site: NS-AC1	Time: 2021/07/17 - 15:00
Limit: FCC_Part 15.209_RE(3m)	Engineer: Dillon Diao
Probe: NS-AC1_BBHA9120D	Polarity: Vertical
EUT: Wireless Access Point	Power: AC 120V/60Hz
Test Mode: Transmit by 802.11ax-HE40 at channel 2422MHz	

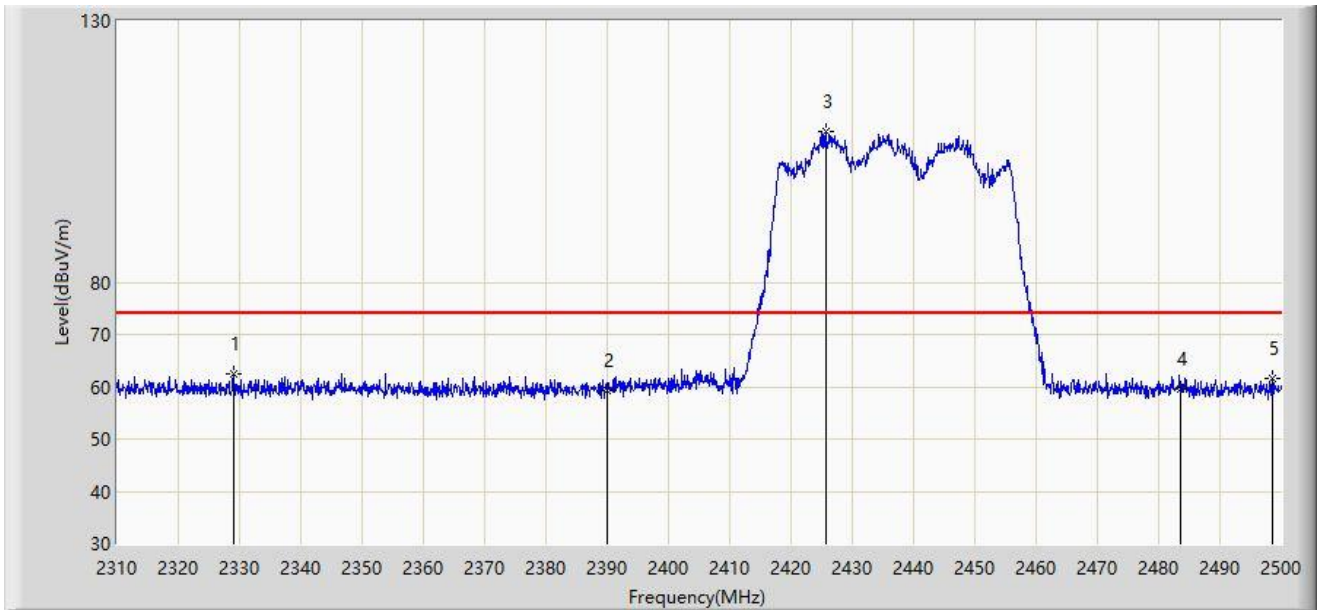


No	Flag	Mark	Frequency (MHz)	Measure Level (dBμV/m)	Reading Level (dBμV)	Margin (dB)	Limit (dBμV/m)	Factor (dB/m)	Type
1			2388.474	53.764	22.855	-0.236	54.000	30.909	AV
2			2390.000	53.591	22.685	-0.409	54.000	30.906	AV
3		*	2418.702	105.635	74.753	N/A	N/A	30.881	AV

Note: Measure Level (dBμV/m) = Reading Level (dBμV) + Factor (dB/m)

Factor (dB/m) = Cable Loss (dB) + Antenna Factor (dB/m).

Site: WZ-AC1	Time: 2021/07/29 - 20:32
Limit: FCC_Part 15.209_RE(3m)	Engineer: Hyde Yu
Probe: WZ-AC1_BBHA9120D_1-18GHz	Polarity: Horizontal
EUT: Wireless Module	Power: AC 120V/60Hz
Test Mode: Transmit by 802.11ax-HE40 at Channel 2437MHz	

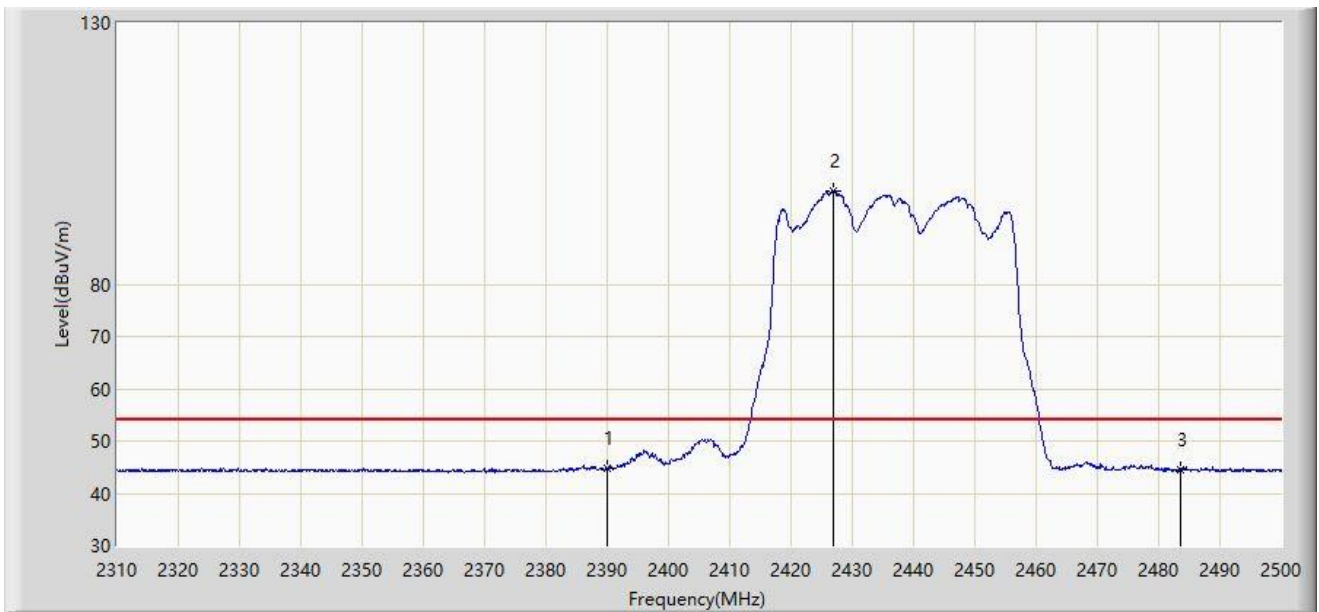


No	Flag	Mark	Frequency (MHz)	Measure Level (dBμV/m)	Reading Level (dBμV)	Margin (dB)	Limit (dBμV/m)	Factor (dB/m)	Type
1			2329.095	62.489	31.306	-11.511	74.000	31.184	PK
2			2390.000	59.172	28.139	-14.828	74.000	31.034	PK
3		*	2425.710	108.731	77.832	N/A	N/A	30.898	PK
4			2483.500	59.448	28.560	-14.552	74.000	30.888	PK
5			2498.670	61.508	30.586	-12.492	74.000	30.923	PK

Note: Measure Level (dBμV/m) = Reading Level (dBμV) + Factor (dB/m)

Factor (dB/m) = Cable Loss (dB) + Antenna Factor (dB/m).

Site: WZ-AC1	Time: 2021/07/29 - 20:34
Limit: FCC_Part 15.209_RE(3m)	Engineer: Hyde Yu
Probe: WZ-AC1_BBHA9120D_1-18GHz	Polarity: Horizontal
EUT: Wireless Module	Power: AC 120V/60Hz
Test Mode: Transmit by 802.11ax-HE40 at Channel 2437MHz	

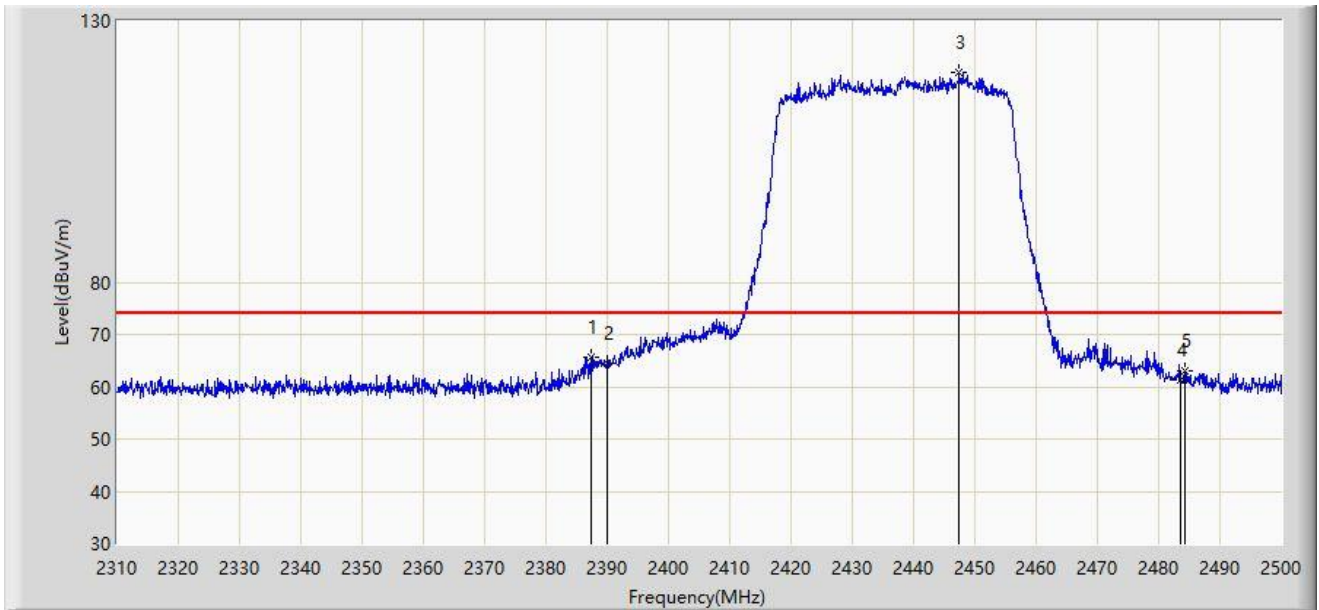


No	Flag	Mark	Frequency (MHz)	Measure Level (dBuV/m)	Reading Level (dBuV)	Margin (dB)	Limit (dBuV/m)	Factor (dB/m)	Type
1			2390.000	44.680	13.647	-9.320	54.000	31.034	AV
2		*	2426.945	97.857	66.961	N/A	N/A	30.896	AV
3			2483.500	44.466	13.578	-9.534	54.000	30.888	AV

Note: Measure Level (dBuV/m) = Reading Level (dBuV) + Factor (dB/m)

Factor (dB/m) = Cable Loss (dB) + Antenna Factor (dB/m).

Site: WZ-AC1	Time: 2021/07/29 - 20:30
Limit: FCC_Part 15.209_RE(3m)	Engineer: Hyde Yu
Probe: WZ-AC1_BBHA9120D_1-18GHz	Polarity: Vertical
EUT: Wireless Module	Power: AC 120V/60Hz
Test Mode: Transmit by 802.11ax-HE40 at Channel 2437MHz	

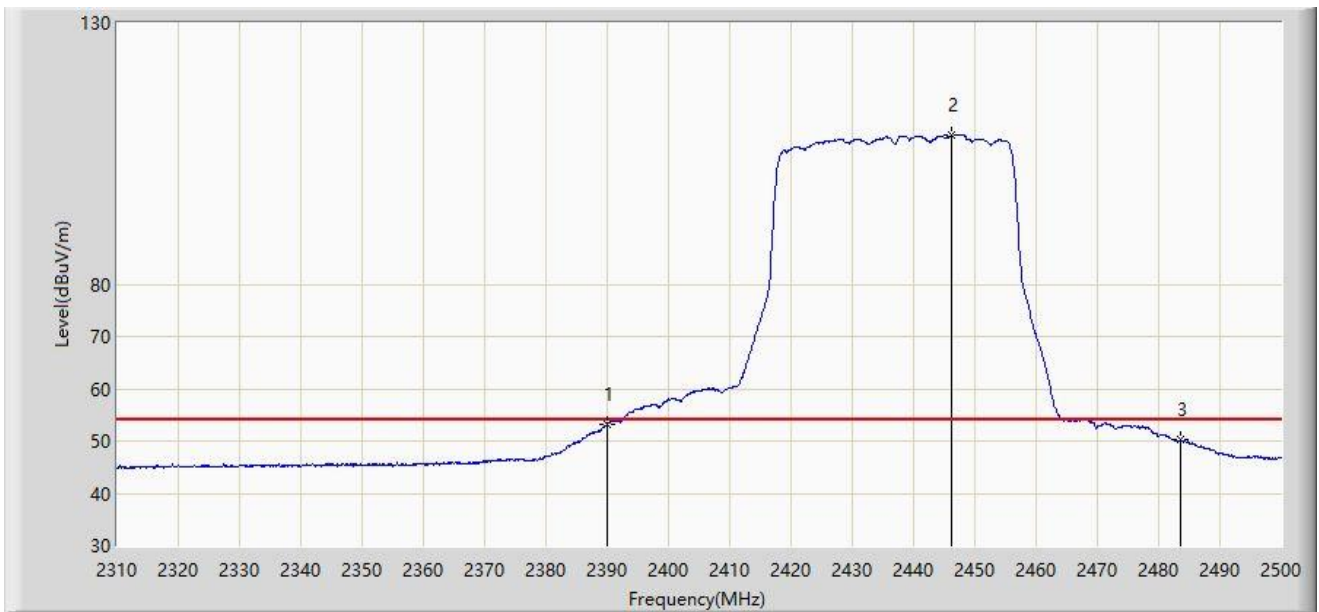


No	Flag	Mark	Frequency (MHz)	Measure Level (dBμV/m)	Reading Level (dBμV)	Margin (dB)	Limit (dBμV/m)	Factor (dB/m)	Type
1			2387.425	65.634	34.598	-8.366	74.000	31.036	PK
2			2390.000	64.469	33.436	-9.531	74.000	31.034	PK
3		*	2447.370	120.132	89.224	N/A	N/A	30.908	PK
4			2483.500	61.335	30.447	-12.665	74.000	30.888	PK
5			2484.325	63.020	32.129	-10.980	74.000	30.891	PK

Note: Measure Level (dBμV/m) = Reading Level (dBμV) + Factor (dB/m)

Factor (dB/m) = Cable Loss (dB) + Antenna Factor (dB/m).

Site: WZ-AC1	Time: 2021/07/29 - 20:27
Limit: FCC_Part 15.209_RE(3m)	Engineer: Hyde Yu
Probe: WZ-AC1_BBHA9120D_1-18GHz	Polarity: Vertical
EUT: Wireless Module	Power: AC 120V/60Hz
Test Mode: Transmit by 802.11ax-HE40 at Channel 2437MHz	

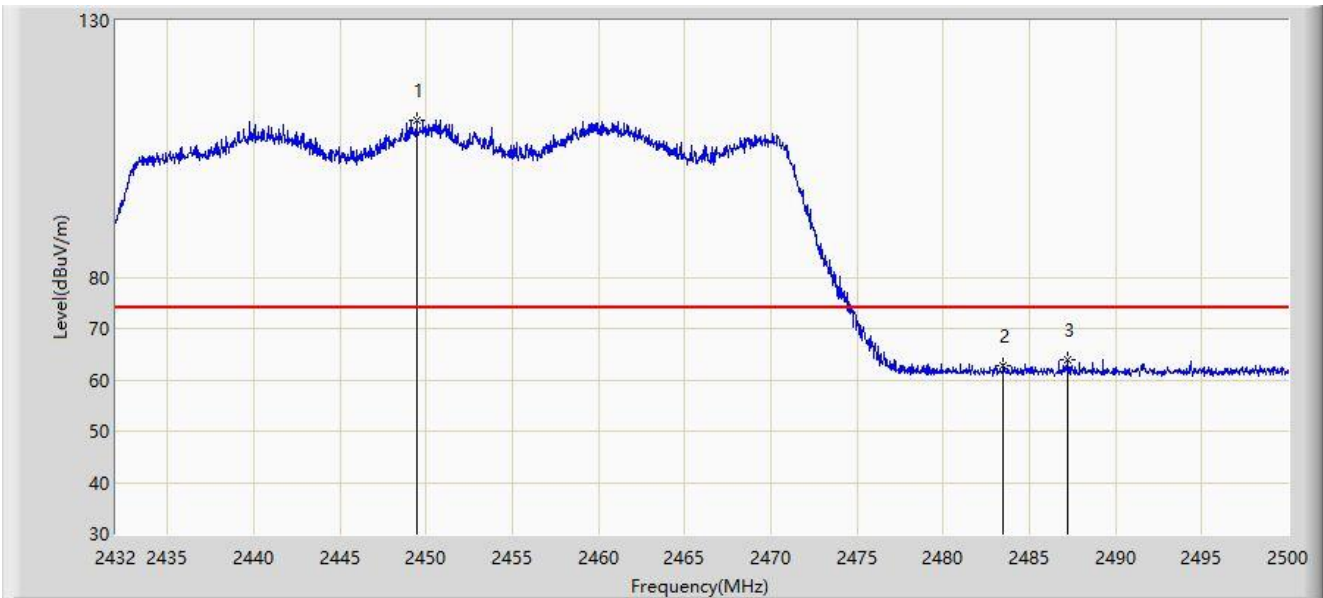


No	Flag	Mark	Frequency (MHz)	Measure Level (dB μ V/m)	Reading Level (dB μ V)	Margin (dB)	Limit (dB μ V/m)	Factor (dB/m)	Type
1			2390.000	53.125	22.092	-0.875	54.000	31.034	AV
2	X	*	2446.135	108.423	77.514	N/A	N/A	30.910	AV
3			2483.500	50.187	19.299	-3.813	54.000	30.888	AV

Note: Measure Level (dB μ V/m) = Reading Level (dB μ V) + Factor (dB/m)

Factor (dB/m) = Cable Loss (dB) + Antenna Factor (dB/m).

Site: NS-AC1	Time: 2021/07/17 - 15:15
Limit: FCC_Part 15.209_RE(3m)	Engineer: Dillon Diao
Probe: NS-AC1_BBHA9120D	Polarity: Horizontal
EUT: Wireless Access Point	Power: AC 120V/60Hz
Test Mode: Transmit by 802.11ax-HE40 at channel 2452MHz	

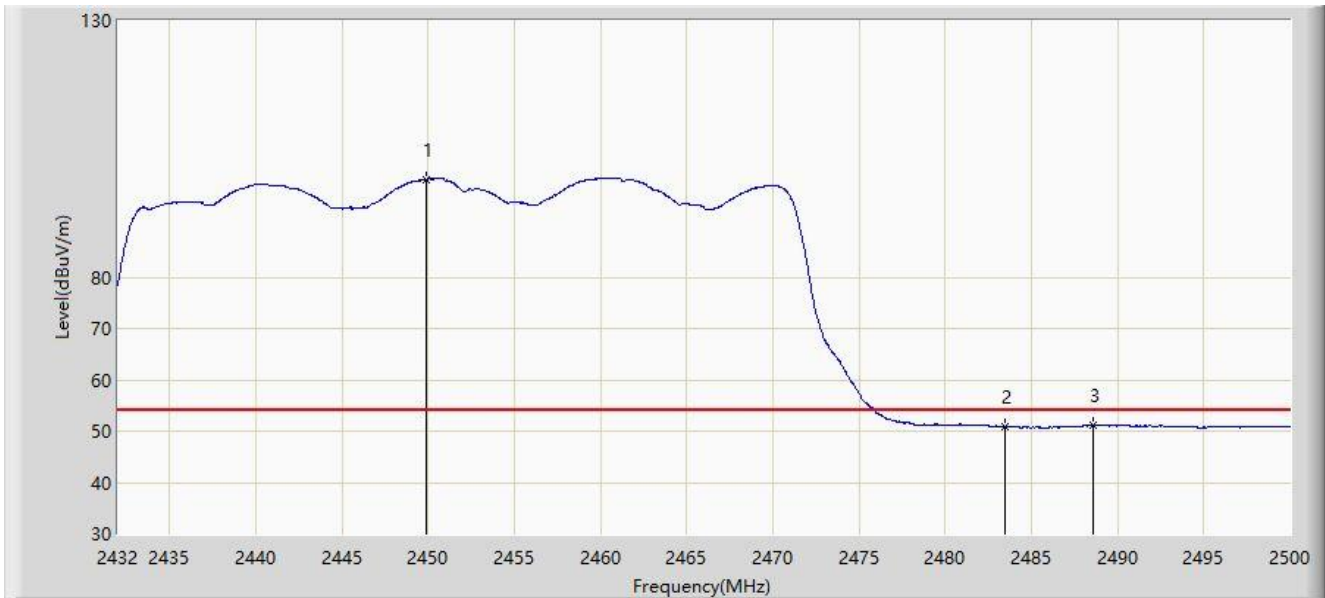


No	Flag	Mark	Frequency (MHz)	Measure Level (dBμV/m)	Reading Level (dBμV)	Margin (dB)	Limit (dBμV/m)	Factor (dB/m)	Type
1		*	2449.442	110.595	79.744	N/A	N/A	30.850	PK
2			2483.500	62.611	31.723	-11.389	74.000	30.888	PK
3			2487.182	63.958	33.073	-10.042	74.000	30.885	PK

Note: Measure Level (dBμV/m) = Reading Level (dBμV) + Factor (dB/m)

Factor (dB/m) = Cable Loss (dB) + Antenna Factor (dB/m).

Site: NS-AC1	Time: 2021/07/17 - 15:16
Limit: FCC_Part 15.209_RE(3m)	Engineer: Dillon Diao
Probe: NS-AC1_BBHA9120D	Polarity: Horizontal
EUT: Wireless Access Point	Power: AC 120V/60Hz
Test Mode: Transmit by 802.11ax-HE40 at channel 2452MHz	

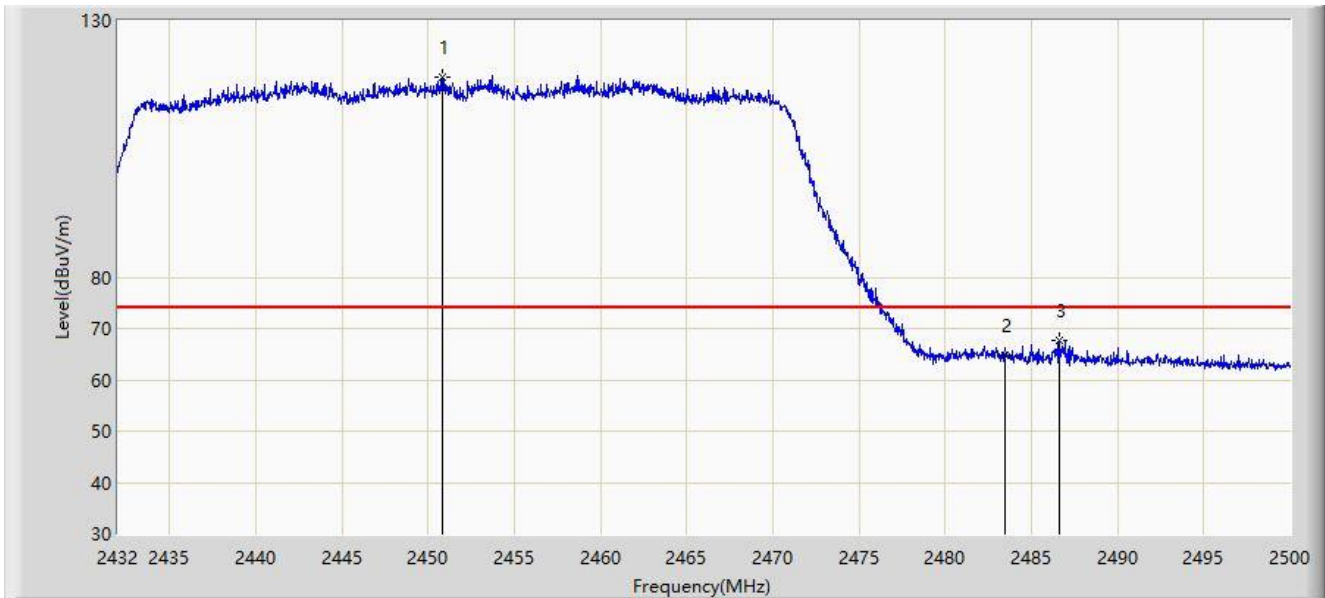


No	Flag	Mark	Frequency (MHz)	Measure Level (dBμV/m)	Reading Level (dBμV)	Margin (dB)	Limit (dBμV/m)	Factor (dB/m)	Type
1		*	2449.918	99.113	68.262	N/A	N/A	30.850	AV
2			2483.500	50.848	19.960	-3.152	54.000	30.888	AV
3			2488.542	51.111	20.227	-2.889	54.000	30.884	AV

Note: Measure Level (dBμV/m) = Reading Level (dBμV) + Factor (dB/m)

Factor (dB/m) = Cable Loss (dB) + Antenna Factor (dB/m).

Site: NS-AC1	Time: 2021/07/17 - 15:14
Limit: FCC_Part 15.209_RE(3m)	Engineer: Dillon Diao
Probe: NS-AC1_BBHA9120D	Polarity: Vertical
EUT: Wireless Access Point	Power: AC 120V/60Hz
Test Mode: Transmit by 802.11ax-HE40 at channel 2452MHz	

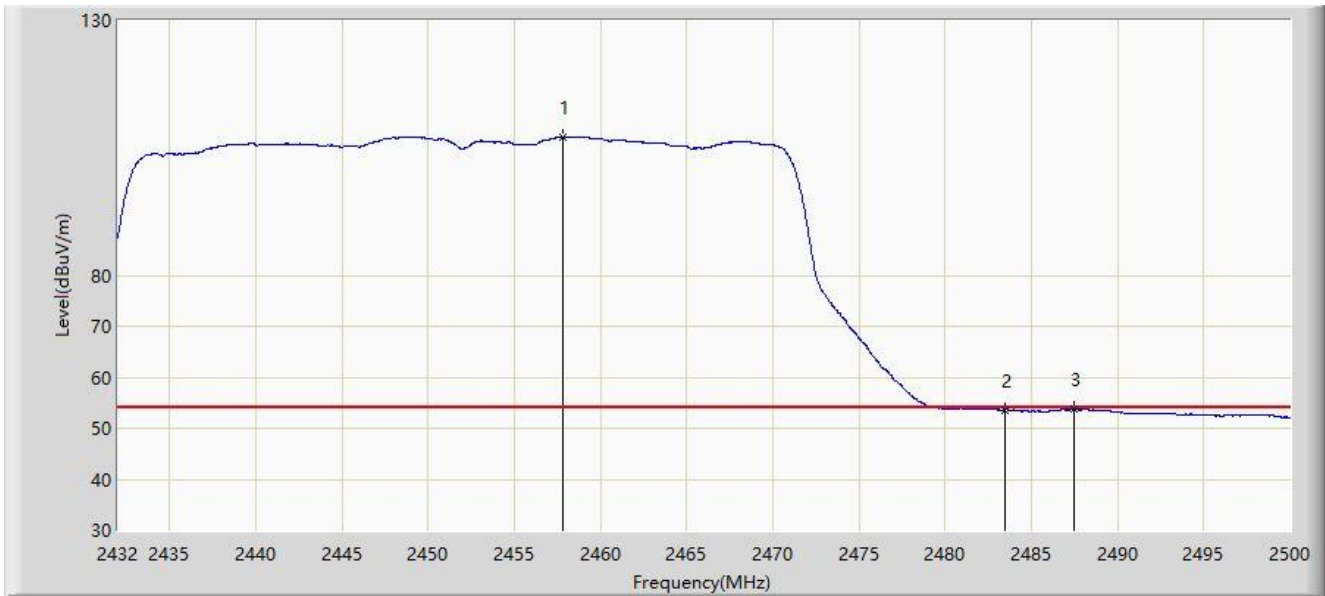


No	Flag	Mark	Frequency (MHz)	Measure Level (dBμV/m)	Reading Level (dBμV)	Margin (dB)	Limit (dBμV/m)	Factor (dB/m)	Type
1		*	2450.870	119.076	88.226	N/A	N/A	30.851	PK
2			2483.500	64.871	33.983	-9.129	74.000	30.888	PK
3			2486.638	67.804	36.918	-6.196	74.000	30.886	PK

Note: Measure Level (dBμV/m) = Reading Level (dBμV) + Factor (dB/m)

Factor (dB/m) = Cable Loss (dB) + Antenna Factor (dB/m).

Site: NS-AC1	Time: 2021/07/17 - 15:11
Limit: FCC_Part 15.209_RE(3m)	Engineer: Dillon Diao
Probe: NS-AC1_BBHA9120D	Polarity: Vertical
EUT: Wireless Access Point	Power: AC 120V/60Hz
Test Mode: Transmit by 802.11ax-HE40 at channel 2452MHz	



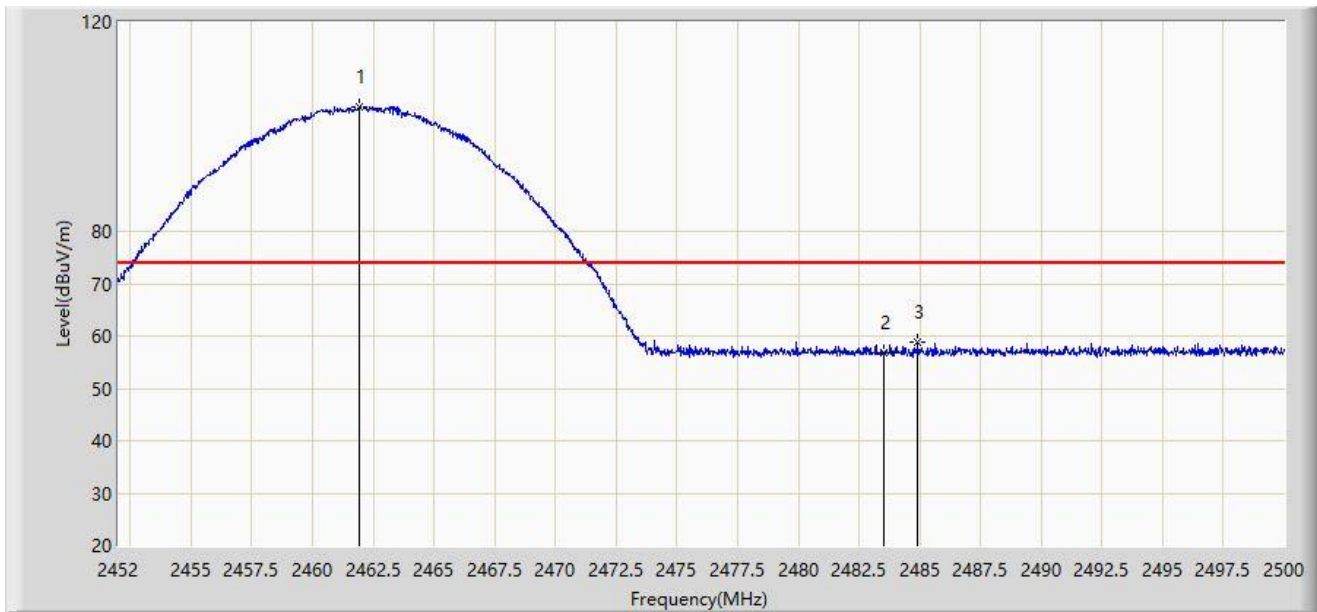
No	Flag	Mark	Frequency (MHz)	Measure Level (dBμV/m)	Reading Level (dBμV)	Margin (dB)	Limit (dBμV/m)	Factor (dB/m)	Type
1		*	2457.806	107.180	76.330	N/A	N/A	30.849	AV
2			2483.500	53.597	22.709	-0.403	54.000	30.888	AV
3			2487.454	53.871	22.986	-0.129	54.000	30.885	AV

Note: Measure Level (dBμV/m) = Reading Level (dBμV) + Factor (dB/m)

Factor (dB/m) = Cable Loss (dB) + Antenna Factor (dB/m).

Verified Data

Site: WZ-AC1	Time: 2021/08/26 - 22:38
Limit: FCC_Part 15.209_RE(3m)	Engineer: Tommy Tang
Probe: WZ-AC1_BBHA9120D_1-18GHz	Polarity: Horizontal
EUT: 5G NR/LTE Router	Power: AC 120V/60Hz
Test Mode: Transmit by 802.11b at Channel 2462MHz	

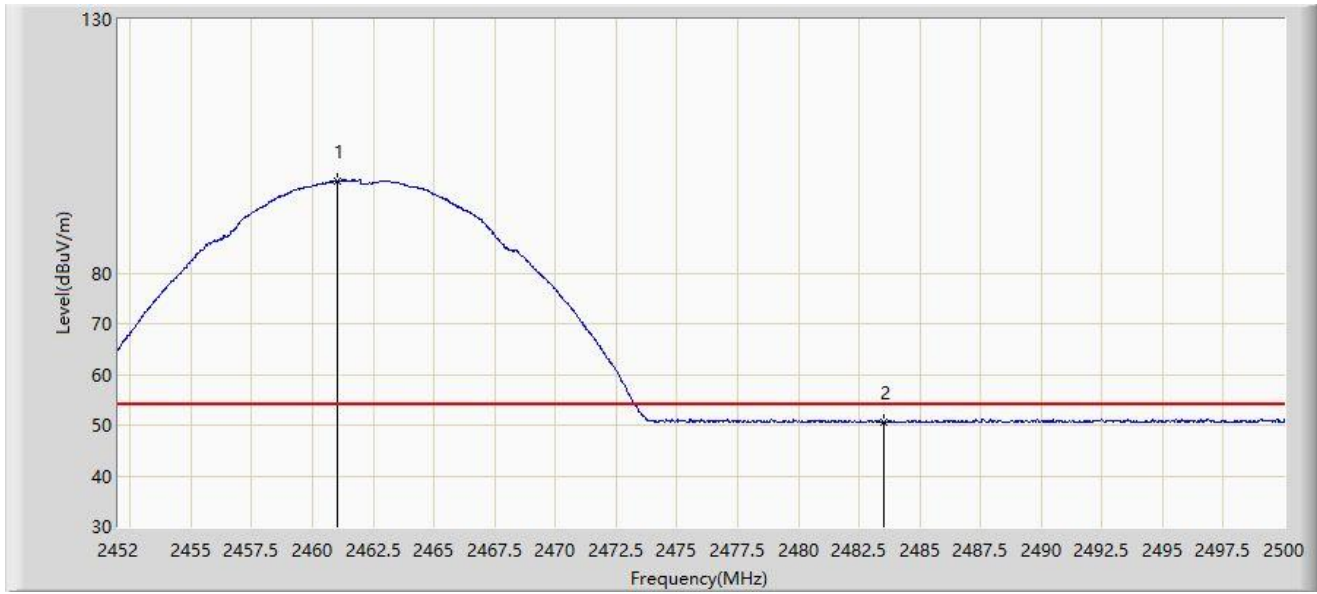


No	Flag	Mark	Frequency (MHz)	Measure Level (dBuV/m)	Reading Level (dBuV)	Margin (dB)	Limit (dBuV/m)	Factor (dB)	Type
1		*	2461.912	103.799	72.919	N/A	N/A	30.879	PK
2			2483.500	56.895	26.007	-17.105	74.000	30.888	PK
3			2484.904	58.840	27.948	-15.160	74.000	30.893	PK

Note: Measure Level (dBuV/m) = Reading Level (dBuV) + Factor (dB/m)

Factor (dB/m) = Cable Loss (dB) + Antenna Factor (dB/m).

Site: WZ-AC1	Time: 2021/08/26 - 22:55
Limit: FCC_Part 15.209_RE(3m)	Engineer: Tommy Tang
Probe: WZ-AC1_BBHA9120D_1-18GHz	Polarity: Horizontal
EUT: 5G NR/LTE Router	Power: AC 120V/60Hz
Test Mode: Transmit by 802.11b at Channel 2462MHz	

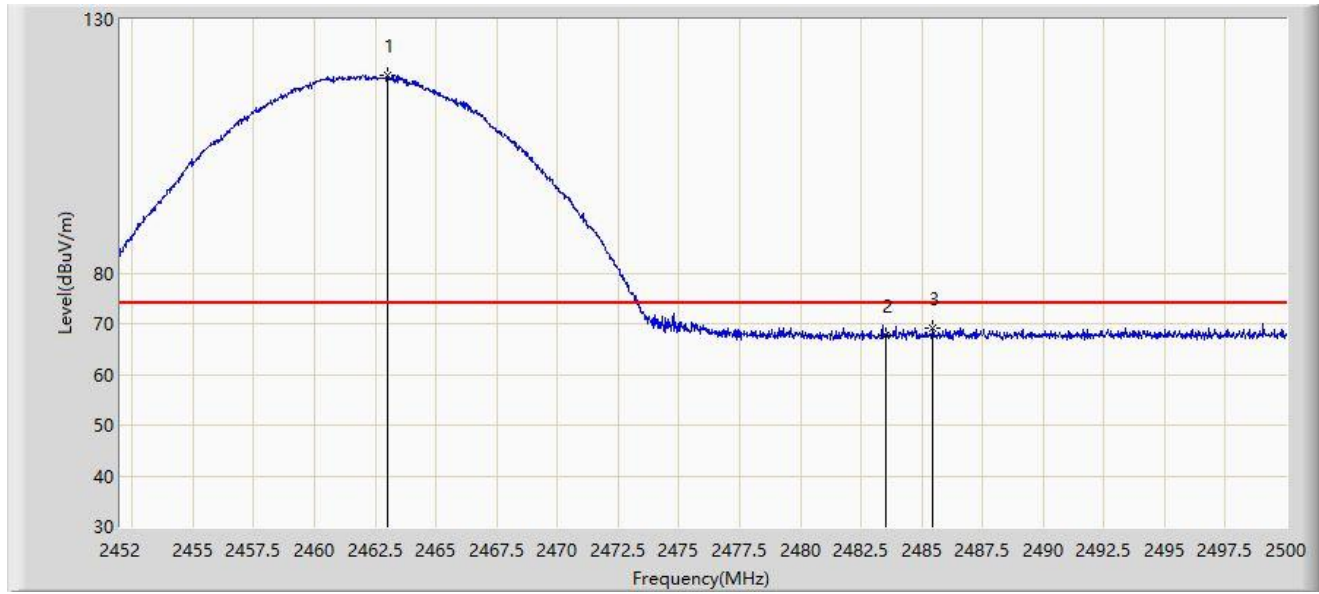


No	Flag	Mark	Frequency (MHz)	Measure Level (dBuV/m)	Reading Level (dBuV)	Margin (dB)	Limit (dBuV/m)	Factor (dB)	Type
1		*	2461.048	98.174	67.292	N/A	N/A	30.882	AV
2			2483.500	50.603	19.715	-3.397	54.000	30.888	AV

Note: Measure Level (dBuV/m) = Reading Level (dBuV) + Factor (dB/m)

Factor (dB/m) = Cable Loss (dB) + Antenna Factor (dB/m).

Site: WZ-AC1	Time: 2021/08/26 - 22:40
Limit: FCC_Part 15.209_RE(3m)	Engineer: Tommy Tang
Probe: WZ-AC1_BBHA9120D_1-18GHz	Polarity: Vertical
EUT: 5G NR/LTE Router	Power: AC 120V/60Hz
Test Mode: Transmit by 802.11b at Channel 2462MHz	

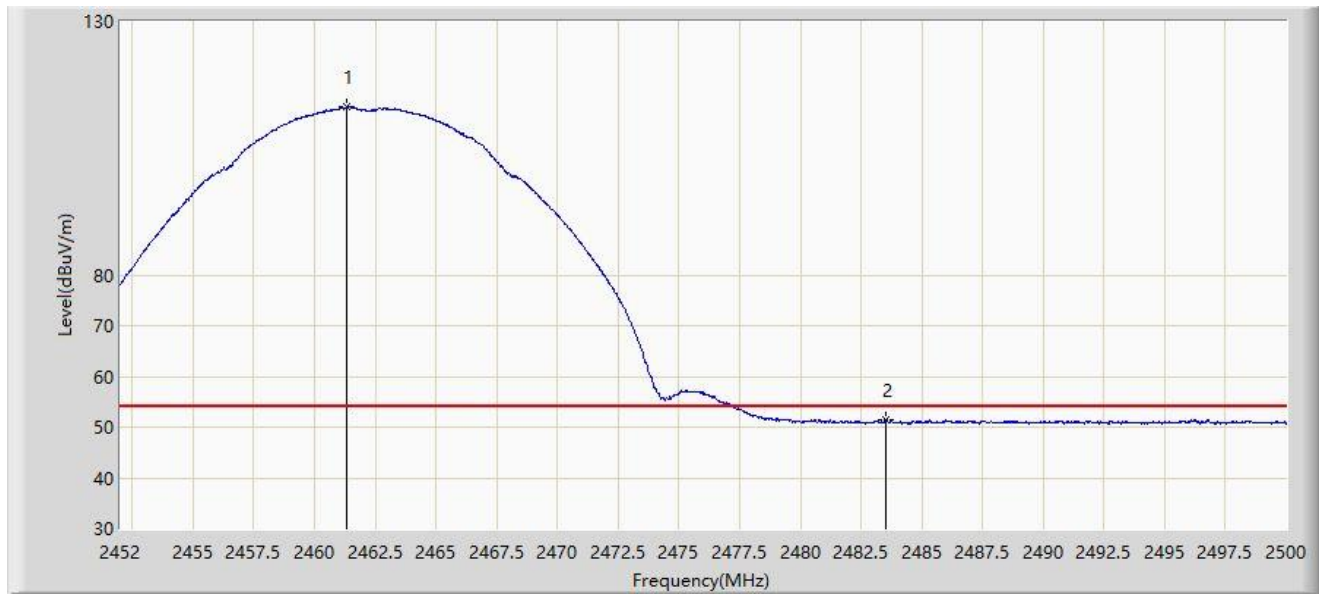


No	Flag	Mark	Frequency (MHz)	Measure Level (dBuV/m)	Reading Level (dBuV)	Margin (dB)	Limit (dBuV/m)	Factor (dB)	Type
1		*	2463.016	118.978	88.100	N/A	N/A	30.879	PK
2			2483.500	67.814	36.926	-6.186	74.000	30.888	PK
3			2485.456	69.113	38.219	-4.887	74.000	30.894	PK

Note: Measure Level (dBuV/m) = Reading Level (dBuV) + Factor (dB/m)

Factor (dB/m) = Cable Loss (dB) + Antenna Factor (dB/m).

Site: WZ-AC1	Time: 2021/08/26 - 22:42
Limit: FCC_Part 15.209_RE(3m)	Engineer: Tommy Tang
Probe: WZ-AC1_BBHA9120D_1-18GHz	Polarity: Vertical
EUT: 5G NR/LTE Router	Power: AC 120V/60Hz
Test Mode: Transmit by 802.11b at Channel 2462MHz	

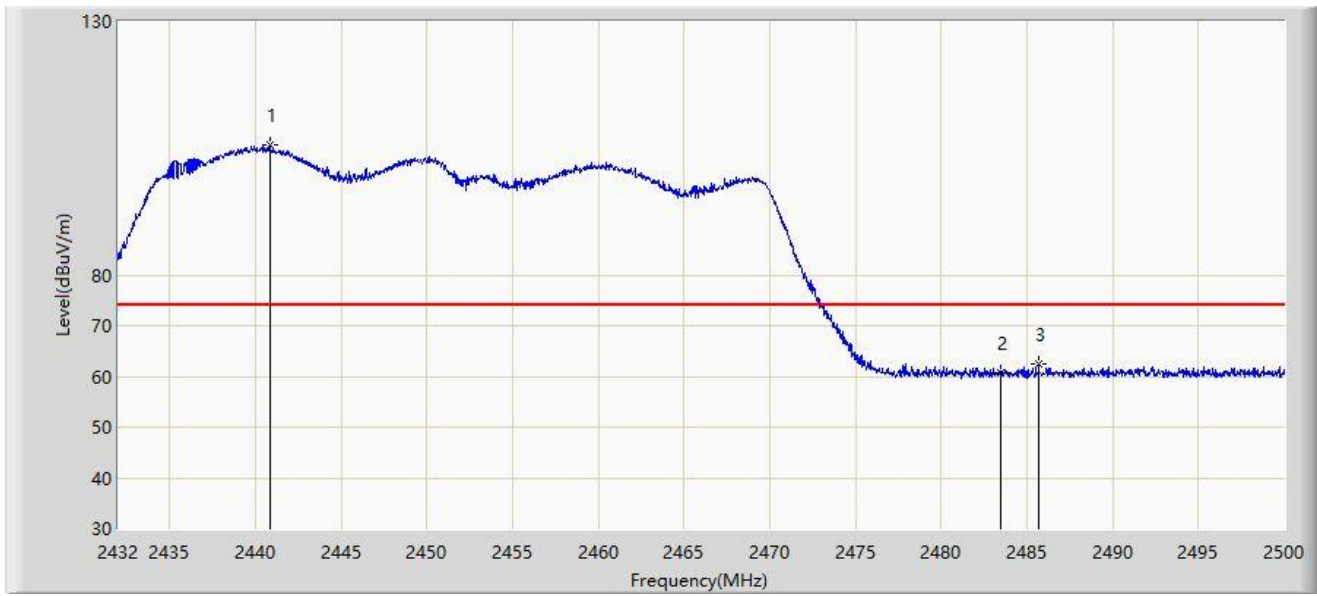


No	Flag	Mark	Frequency (MHz)	Measure Level (dB μ V/m)	Reading Level (dB μ V)	Margin (dB)	Limit (dB μ V/m)	Factor (dB)	Type
1		*	2461.336	113.165	82.284	N/A	N/A	30.881	AV
2			2483.500	51.408	20.520	-2.592	54.000	30.888	AV

Note: Measure Level (dB μ V/m) = Reading Level (dB μ V) + Factor (dB/m)

Factor (dB/m) = Cable Loss (dB) + Antenna Factor (dB/m).

Site: WZ-AC1	Time: 2021/08/26 - 23:58
Limit: FCC_Part 15.209_RE(3m)	Engineer: Tommy Tang
Probe: WZ-AC1_BBHA9120D_1-18GHz	Polarity: Horizontal
EUT: 5G NR/LTE Router	Power: AC 120V/60Hz
Test Mode: Transmit by 802.11n-HT40 at Channel 2452MHz	

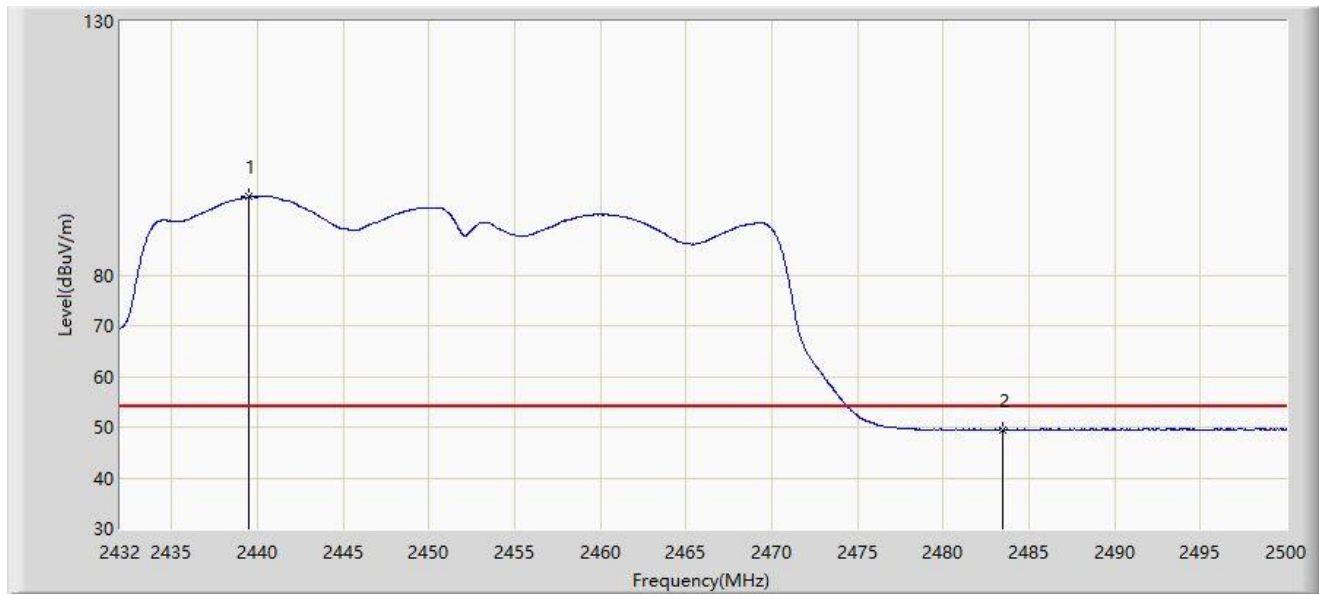


No	Flag	Mark	Frequency (MHz)	Measure Level (dBμV/m)	Reading Level (dBμV)	Margin (dB)	Limit (dBμV/m)	Factor (dB)	Type
1		*	2440.840	105.682	74.772	N/A	N/A	30.909	PK
2			2483.500	60.601	29.713	-13.399	74.000	30.888	PK
3			2485.686	62.424	31.529	-11.576	74.000	30.895	PK

Note: Measure Level (dBμV/m) = Reading Level (dBμV) + Factor (dB/m)

Factor (dB/m) = Cable Loss (dB) + Antenna Factor (dB/m).

Site: WZ-AC1	Time: 2021/08/26 - 23:57
Limit: FCC_Part 15.209_RE(3m)	Engineer: Tommy Tang
Probe: WZ-AC1_BBHA9120D_1-18GHz	Polarity: Horizontal
EUT: 5G NR/LTE Router	Power: AC 120V/60Hz
Test Mode: Transmit by 802.11n-HT40 at Channel 2452MHz	

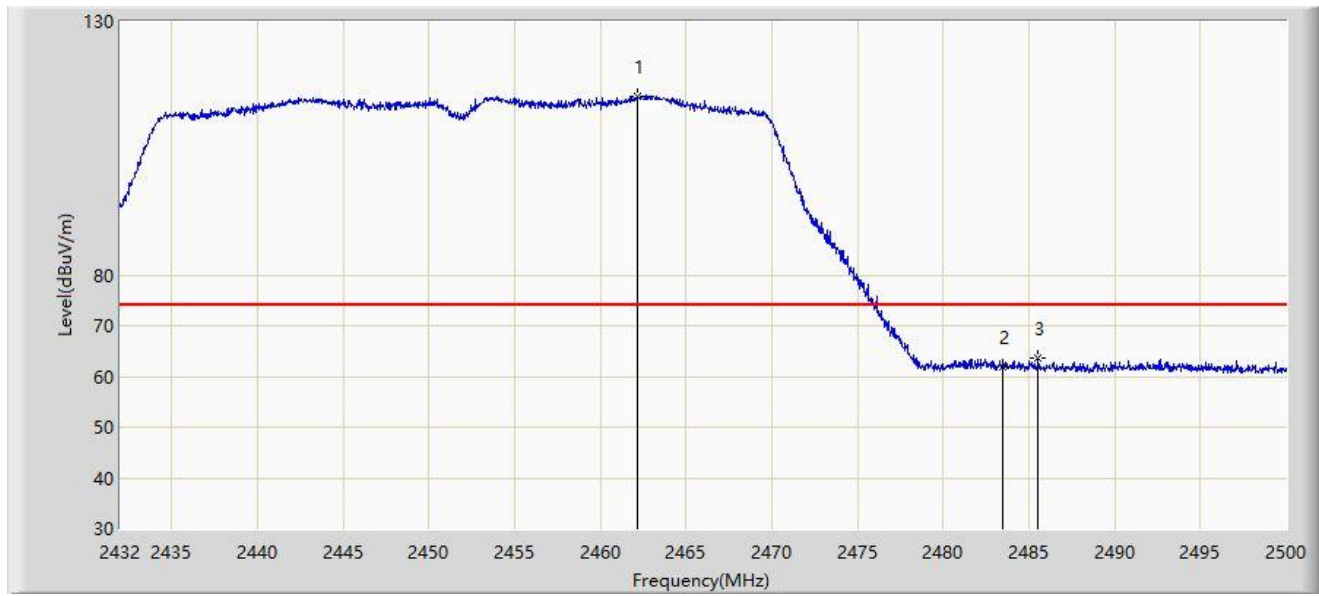


No	Flag	Mark	Frequency (MHz)	Measure Level (dBuV/m)	Reading Level (dBuV)	Margin (dB)	Limit (dBuV/m)	Factor (dB)	Type
1		*	2439.514	95.390	64.481	N/A	N/A	30.909	AV
			2483.500	49.502	18.614	-4.498	54.000	30.888	AV

Note: Measure Level (dBuV/m) = Reading Level (dBuV) + Factor (dB/m)

Factor (dB/m) = Cable Loss (dB) + Antenna Factor (dB/m).

Site: WZ-AC1	Time: 2021/08/26 - 22:58
Limit: FCC_Part 15.209_RE(3m)	Engineer: Tommy Tang
Probe: WZ-AC1_BBHA9120D_1-18GHz	Polarity: Vertical
EUT: 5G NR/LTE Router	Power: AC 120V/60Hz
Test Mode: Transmit by 802.11n-HT40 at Channel 2452MHz	

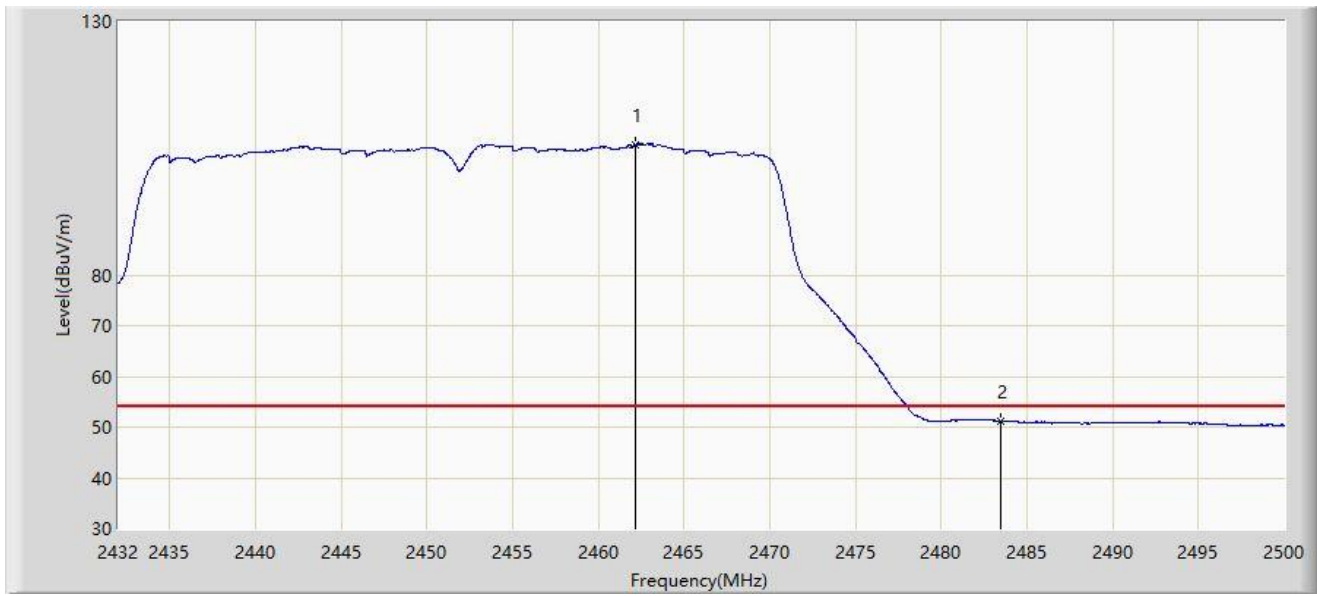


No	Flag	Mark	Frequency (MHz)	Measure Level (dBμV/m)	Reading Level (dBμV)	Margin (dB)	Limit (dBμV/m)	Factor (dB)	Type
1		*	2462.158	115.313	84.434	N/A	N/A	30.879	PK
2			2483.500	61.896	31.008	-12.104	74.000	30.888	PK
3			2485.550	63.497	32.603	-10.503	74.000	30.894	PK

Note: Measure Level (dBμV/m) = Reading Level (dBμV) + Factor (dB/m)

Factor (dB/m) = Cable Loss (dB) + Antenna Factor (dB/m).

Site: WZ-AC1	Time: 2021/08/26 - 23:56
Limit: FCC_Part 15.209_RE(3m)	Engineer: Tommy Tang
Probe: WZ-AC1_BBHA9120D_1-18GHz	Polarity: Vertical
EUT: 5G NR/LTE Router	Power: AC 120V/60Hz
Test Mode: Transmit by 802.11n-HT40 at Channel 2452MHz	

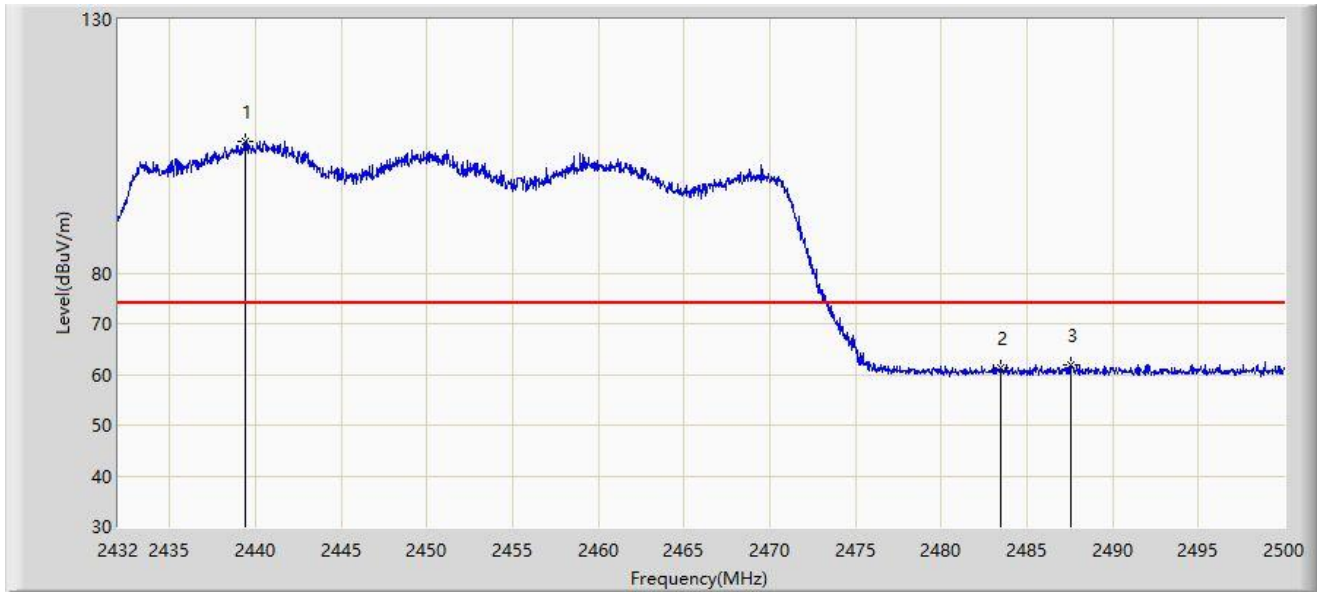


No	Flag	Mark	Frequency (MHz)	Measure Level (dBμV/m)	Reading Level (dBμV)	Margin (dB)	Limit (dBμV/m)	Factor (dB)	Type
1		*	2462.192	105.675	74.796	N/A	N/A	30.879	AV
2			2483.500	51.229	20.341	-2.771	54.000	30.888	AV

Note: Measure Level (dBμV/m) = Reading Level (dBμV) + Factor (dB/m)

Factor (dB/m) = Cable Loss (dB) + Antenna Factor (dB/m).

Site: WZ-AC1	Time: 2021/08/27 - 00:13
Limit: FCC_Part 15.209_RE(3m)	Engineer: Tommy Tang
Probe: WZ-AC1_BBHA9120D_1-18GHz	Polarity: Horizontal
EUT: 5G NR/LTE Router	Power: AC 120V/60Hz
Test Mode: Transmit by 802.11ax-HE40 at Channel 2452MHz	

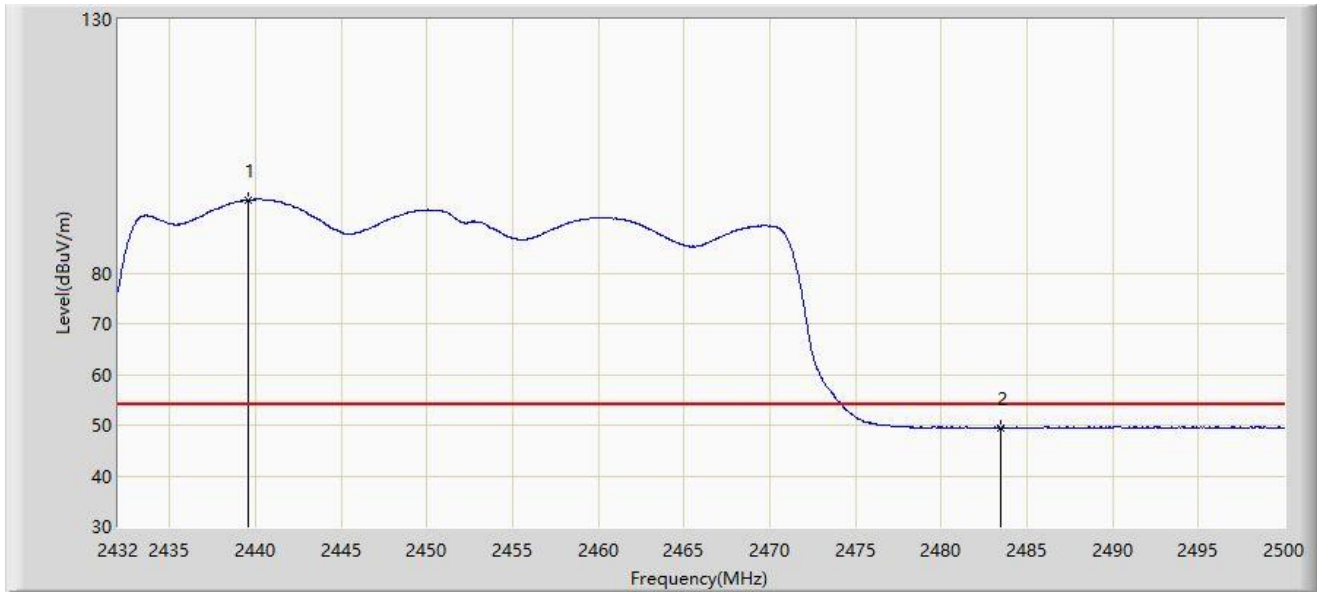


No	Flag	Mark	Frequency (MHz)	Measure Level (dBμV/m)	Reading Level (dBμV)	Margin (dB)	Limit (dBμV/m)	Factor (dB)	Type
1		*	2439.446	106.008	75.099	N/A	N/A	30.909	PK
2			2483.500	61.206	30.318	-12.794	74.000	30.888	PK
3			2487.590	61.932	31.031	-12.068	74.000	30.901	PK

Note: Measure Level (dBμV/m) = Reading Level (dBμV) + Factor (dB/m)

Factor (dB/m) = Cable Loss (dB) + Antenna Factor (dB/m).

Site: WZ-AC1	Time: 2021/08/27 - 00:12
Limit: FCC_Part 15.209_RE(3m)	Engineer: Tommy Tang
Probe: WZ-AC1_BBHA9120D_1-18GHz	Polarity: Horizontal
EUT: 5G NR/LTE Router	Power: AC 120V/60Hz
Test Mode: Transmit by 802.11ax-HE40 at Channel 2452MHz	

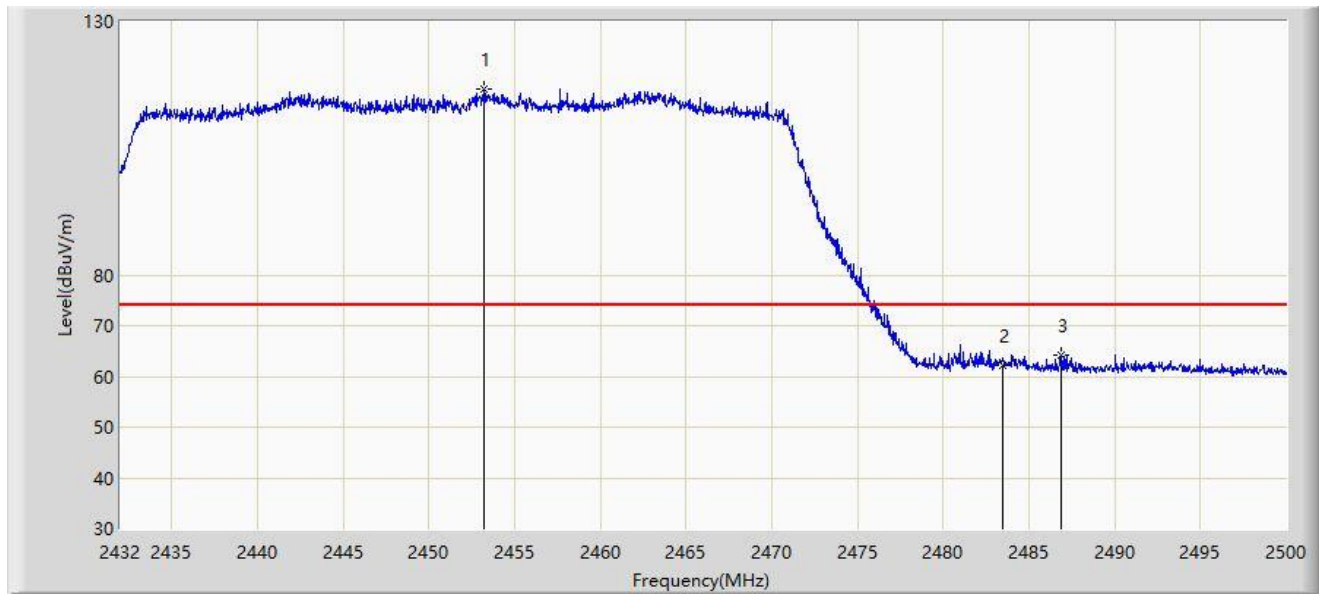


No	Flag	Mark	Frequency (MHz)	Measure Level (dBuV/m)	Reading Level (dBuV)	Margin (dB)	Limit (dBuV/m)	Factor (dB)	Type
1		*	2439.616	94.445	63.536	N/A	N/A	30.909	AV
2			2483.500	49.498	18.610	-4.502	54.000	30.888	AV

Note: Measure Level (dBuV/m) = Reading Level (dBuV) + Factor (dB/m)

Factor (dB/m) = Cable Loss (dB) + Antenna Factor (dB/m).

Site: WZ-AC1	Time: 2021/08/27 - 00:08
Limit: FCC_Part 15.209_RE(3m)	Engineer: Tommy Tang
Probe: WZ-AC1_BBHA9120D_1-18GHz	Polarity: Vertical
EUT: 5G NR/LTE Router	Power: AC 120V/60Hz
Test Mode: Transmit by 802.11ax-HE40 at Channel 2452MHz	

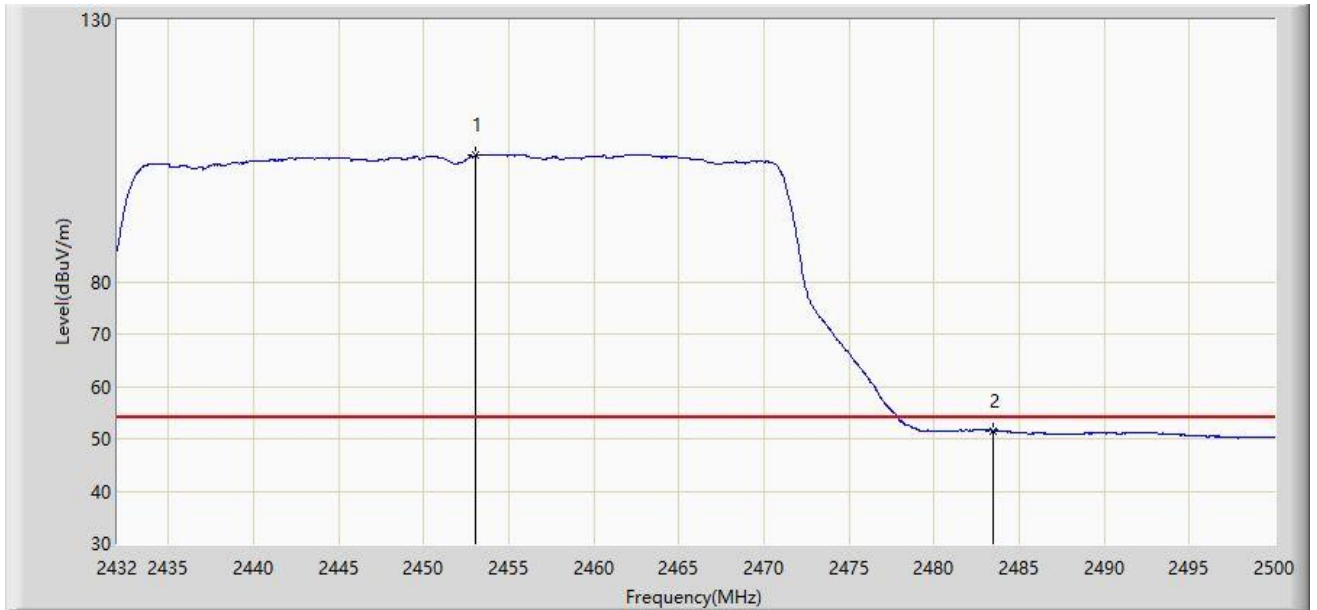


No	Flag	Mark	Frequency (MHz)	Measure Level (dB μ V/m)	Reading Level (dB μ V)	Margin (dB)	Limit (dB μ V/m)	Factor (dB)	Type
1		*	2453.182	116.774	85.874	N/A	N/A	30.900	PK
2			2483.500	62.179	31.291	-11.821	74.000	30.888	PK
3			2486.842	64.271	33.372	-9.729	74.000	30.898	PK

Note: Measure Level (dB μ V/m) = Reading Level (dB μ V) + Factor (dB/m)

Factor (dB/m) = Cable Loss (dB) + Antenna Factor (dB/m).

Site: WZ-AC1	Time: 2021/08/27 - 00:10
Limit: FCC_Part 15.209_RE(3m)	Engineer: Tommy Tang
Probe: WZ-AC1_BBHA9120D_1-18GHz	Polarity: Vertical
EUT: 5G NR/LTE Router	Power: AC 120V/60Hz
Test Mode: Transmit by 802.11ax-HE40 at Channel 2452MHz	



No	Flag	Mark	Frequency (MHz)	Measure Level (dBμV/m)	Reading Level (dBμV)	Margin (dB)	Limit (dBμV/m)	Factor (dB)	Type
1		*	2453.012	104.076	73.176	N/A	N/A	30.901	AV
2			2483.500	51.567	20.679	-2.433	54.000	30.888	AV

Note: Measure Level (dBμV/m) = Reading Level (dBμV) + Factor (dB/m)

Factor (dB/m) = Cable Loss (dB) + Antenna Factor (dB/m).

5.8. AC Conducted Emissions Measurement

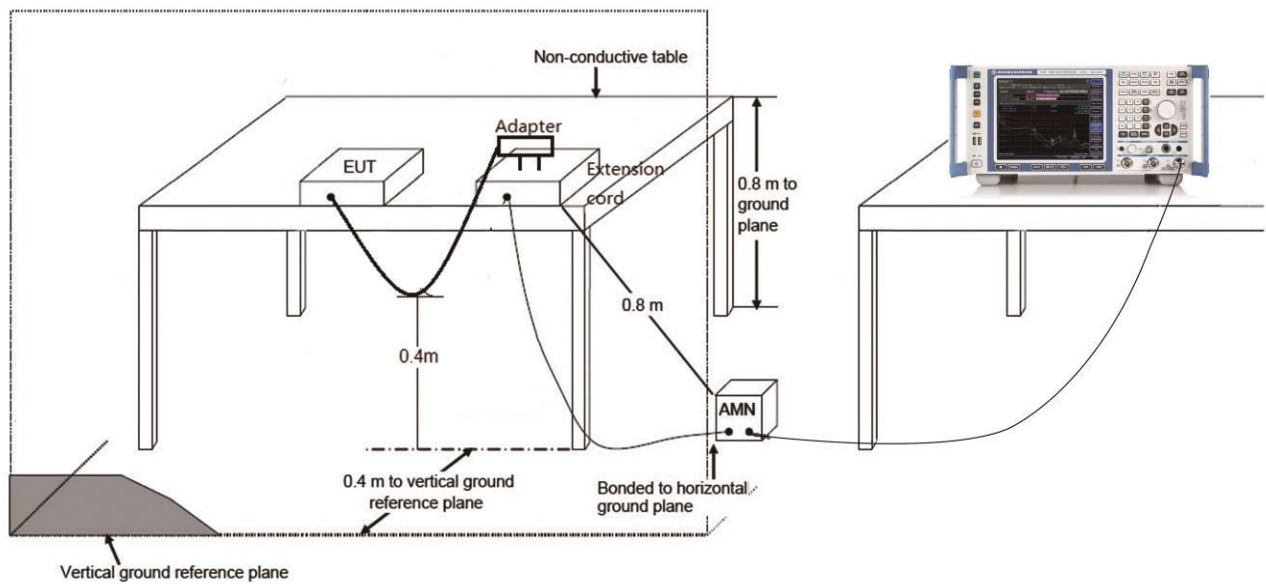
5.8.1. Test Limit

FCC Part 15 Subpart C Paragraph 15.207 Limits		
Frequency (MHz)	QP (dBuV)	AV (dBuV)
0.15 - 0.50	66 - 56	56 - 46
0.50 - 5.0	56	46
5.0 - 30	60	50

Note 1: The lower limit shall apply at the transition frequencies.

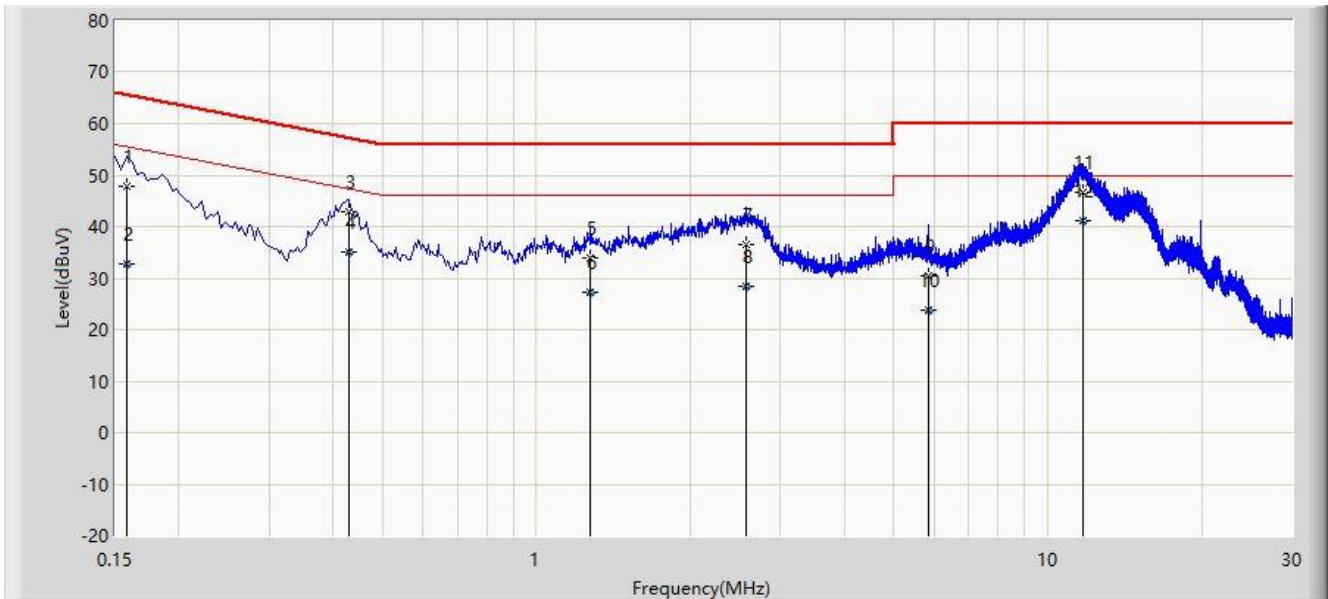
Note 2: The limit decreases linearly with the logarithm of the frequency in the range 0.15MHz to 0.5MHz.

5.8.2. Test Setup



5.8.3. Test Result

Site: NS-SR2	Time: 2021/07/28 - 15:34
Limit: FCC_Part15.207_CE_AC Power	Engineer: Flag Yang
Probe: ENV216_102493_Filter Off_0.15~30MHz	Polarity: Line
EUT: 5G NR/LTE Router	Power: AC 120V/60Hz
Test Mode: Transmit by 802.11b at Channel 2462MHz	

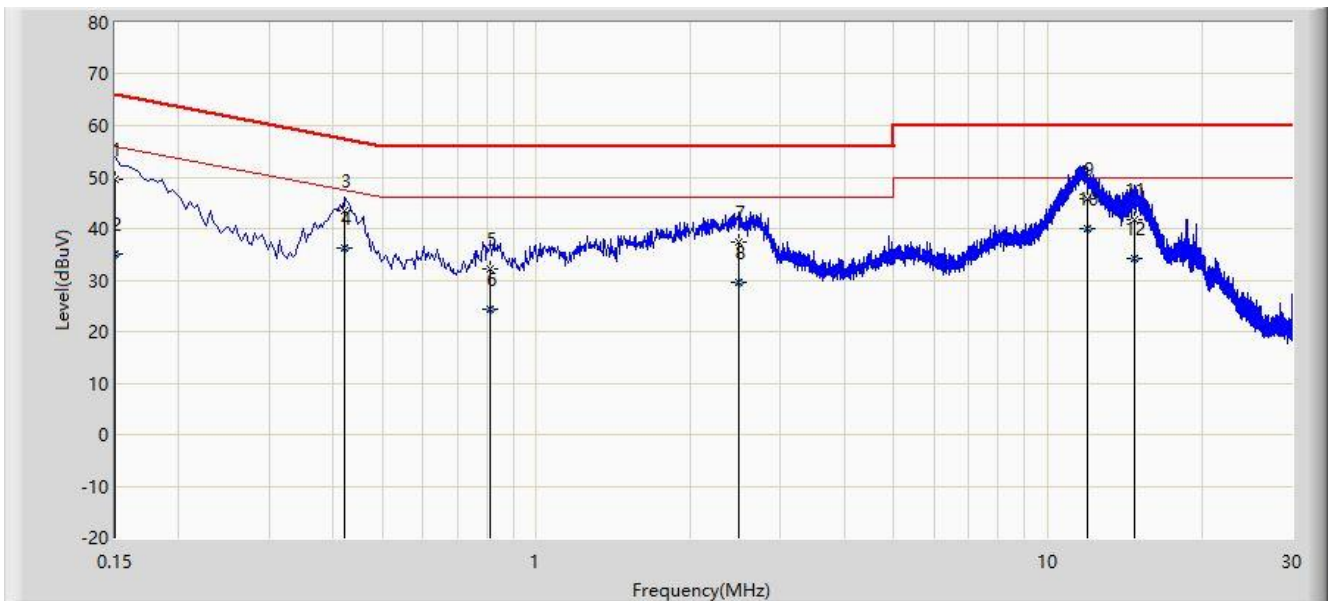


No	Flag	Mark	Frequency (MHz)	Measure Level (dBµV)	Reading Level (dBµV)	Margin (dB)	Limit (dBµV)	Factor (dB)	Type
1			0.158	47.795	38.257	-17.774	65.568	9.537	QP
2			0.158	32.701	23.163	-22.868	55.568	9.537	AV
3			0.429	42.782	33.227	-14.484	57.267	9.555	QP
4			0.429	34.932	25.377	-12.334	47.267	9.555	AV
5			1.278	34.031	24.425	-21.969	56.000	9.606	QP
6			1.278	27.148	17.541	-18.852	46.000	9.606	AV
7			2.566	36.660	27.012	-19.340	56.000	9.648	QP
8			2.566	28.311	18.663	-17.689	46.000	9.648	AV
9			5.826	30.452	20.744	-29.548	60.000	9.708	QP
10			5.826	23.820	14.112	-26.180	50.000	9.708	AV
11			11.714	46.769	36.956	-13.231	60.000	9.813	QP
12		*	11.714	41.078	31.265	-8.922	50.000	9.813	AV

Note: Measure Level (dBµV) = Reading Level (dBµV) + Factor (dB)

Factor (dB) = Cable Loss (dB) + LISN Factor (dB)

Site: NS-SR2	Time: 2021/07/28 - 15:39
Limit: FCC_Part15.207_CE_AC Power	Engineer: Flag Yang
Probe: ENV216_102493_Filter Off_0.15~30MHz	Polarity: Neutral
EUT: WPQ-618	Power: AC 120V/60Hz
Note: 2.4G Wi-Fi	



No	Flag	Mark	Frequency (MHz)	Measure Level (dBμV)	Reading Level (dBμV)	Margin (dB)	Limit (dBμV)	Factor (dB)	Type
1			0.150	49.627	40.091	-16.373	66.000	9.536	QP
2			0.150	35.187	25.652	-20.813	56.000	9.536	AV
3			0.422	43.353	33.788	-14.056	57.409	9.564	QP
4			0.422	36.282	26.718	-11.126	47.409	9.564	AV
5			0.814	32.055	22.464	-23.945	56.000	9.591	QP
6			0.814	24.462	14.872	-21.538	46.000	9.591	AV
7			2.490	37.452	27.807	-18.548	56.000	9.645	QP
8			2.490	29.606	19.962	-16.394	46.000	9.645	AV
9			11.970	45.871	36.025	-14.129	60.000	9.846	QP
10		*	11.970	40.030	30.184	-9.970	50.000	9.846	AV
11			14.758	41.843	31.941	-18.157	60.000	9.901	QP
12			14.758	34.178	24.276	-15.822	50.000	9.901	AV

Note: Measure Level (dBμV) = Reading Level (dBμV) + Factor (dB)

Factor (dB) = Cable Loss (dB) + LISN Factor (dB)

6. Conclusion

The data collected relate only the item(s) tested and show that the device is in compliance with Part 15C of the FCC rules.

————— The End —————

Appendix A - Test Setup Photograph

Refer to "2106RSU041-UT" file.

Appendix B - EUT Photograph

Refer to "2106RSU041-UE" file.