

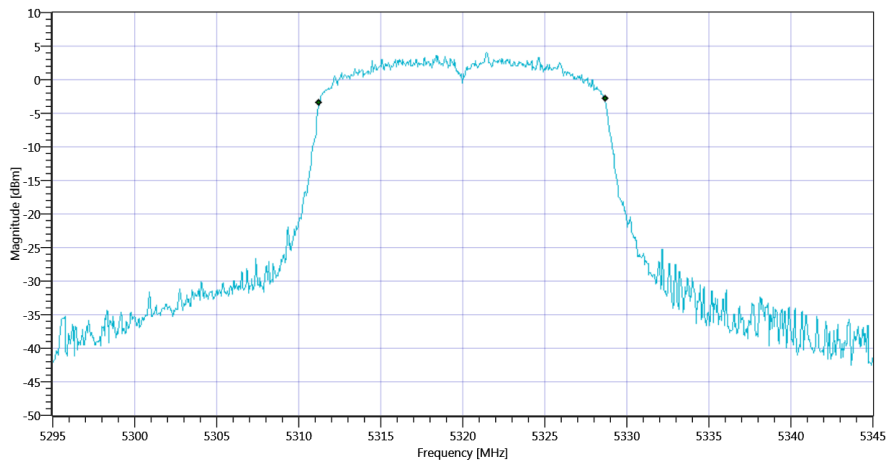
Test at TX 5320 MHz

READ SA SETTINGS:

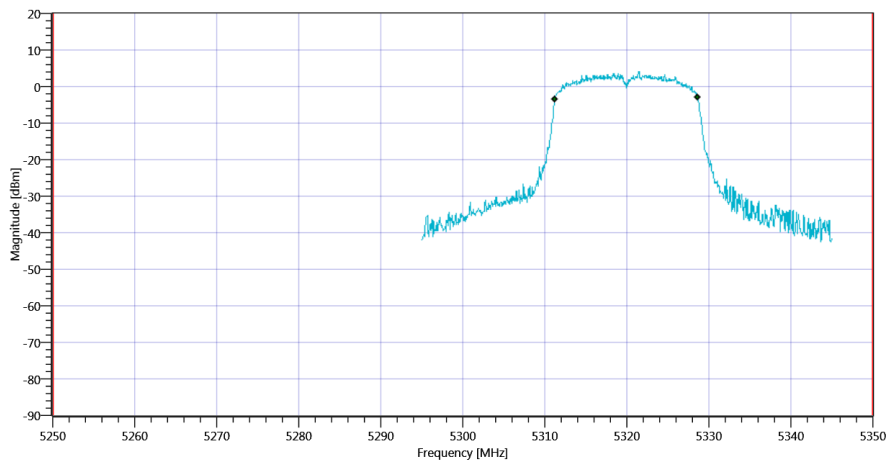
RefLevel [dBm] RefLevelOffset [dB] InpAtt [dB]	16.25 18.67 15
Start [MHz] Stop [MHz]	5295.000 5345.000
RBW [MHz] VBW [MHz]	0.300000 1.000000
Detector TraceMode	POS MAXH
Sweep: Time [ms] Count Points per Section Type	1 2500 1001 SWE

RESULT

Test Description	Lower Limit	Upper Limit	Measured	Unit	Verdict
Bandwidth 99%	---	---	17.433	MHz	INFO
T1 99%	5250.000000	---	5311.2587	MHz	PASS since U-NII-1 is supported
T2 99%	---	5350.000000	5328.6913	MHz	PASS



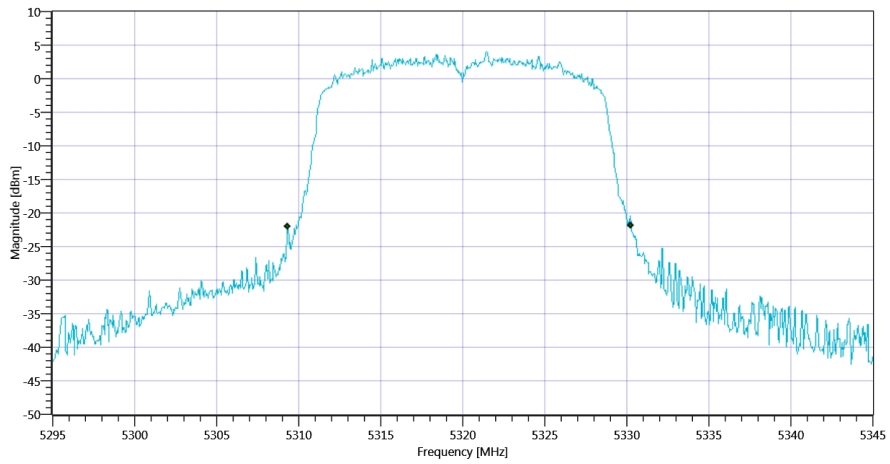
Plot_FCC Part 15.407 & ISED Bandwidths ~ WLAN5Gx n-HT20 mode U-NII-2A 99PCT_06112020_095244.png



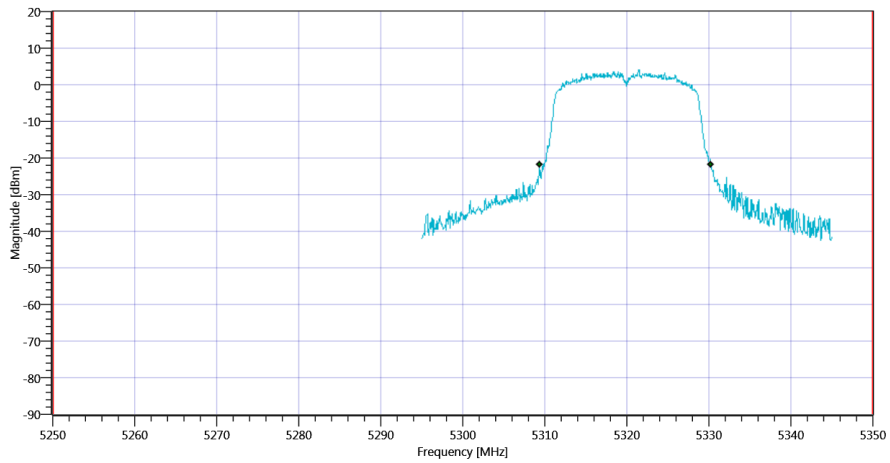
Plot_FCC Part 15.407 & ISED Bandwidths ~ WLAN5Gx n-HT20 mode U-NII-2A_06112020_095248.png

RESULT

Test Description	Lower Limit	Upper Limit	Measured	Unit	Verdict
Bandwidth 26dB	---	---	20.9	MHz	INFO
T1 26dB	5250.000000	---	5309.3500	MHz	PASS since U-NII-1 is supported
T2 26dB	---	5350.000000	5330.2500	MHz	PASS



Plot_FCC Part 15.407 & ISED Bandwidths ~ WLAN5Gx n-HT20 mode U-NII-2A 26dB_06112020_095253.png



Plot_FCC Part 15.407 & ISED Bandwidths ~ WLAN5Gx n-HT20 mode U-NII-2A_06112020_095257.png

TEST FINISHED

General Verdict

06.11.2020 09:52:57 / RT: 35 s

PASS

31. FCC Part 15.407 & ISED Bandwidths ~ WLAN5Gx n-HT20 mode U-NII-2C

Test References	
TC Start	06.11.2020 09:55:47
Ambit Temp [°C] Humidity [rel%]	24.8 26
System Version	1.0.1.1
Test Specification	FCC Part 15.407 & ISET RSS-GEN
Test Method	26dB Bandwidth KDB789033 D02, C.1 / ISED RSS-GEN
Class / TC Version	TC_VM_FCC15407_Bandwidths_V01 Version: 0.0.1
My Description	FCC 15.407 Bandwidths - WLAN5Gx n-HT20 mode U-NII-2C
Add. Information	

Test Parameter	
Technology to test	WLAN5Gx n-HT20 mode U-NII-2C
Antenna Port used	1
Temperature	mid
Voltage	mid
Frequency low to test	True Freq [MHz] 5500
Frequency mid to test	False Freq [MHz] 5600
Frequency high to test	False Freq [MHz] 5700
Switched Path	IUT - SignalingUnit - SpectrumAnalyzer
Devices in use	SA: Rohde&Schwarz,FSV-40,1307.9002K40/101042,3.60

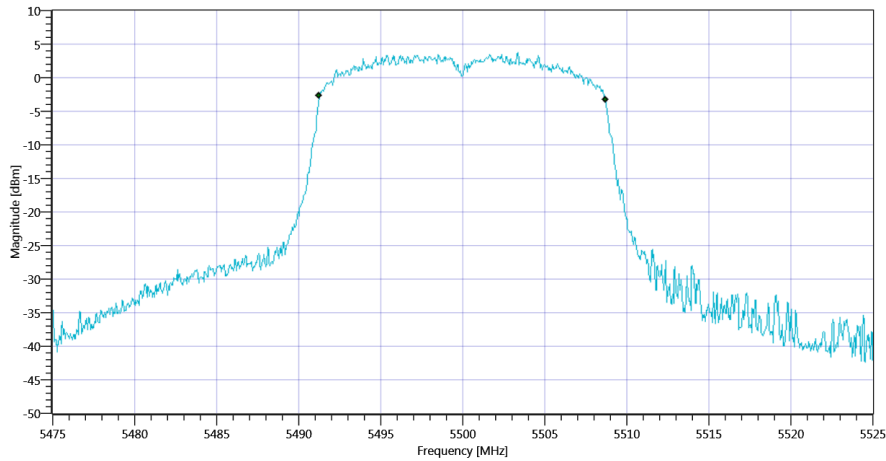
Test at TX 5500 MHz

READ SA SETTINGS:

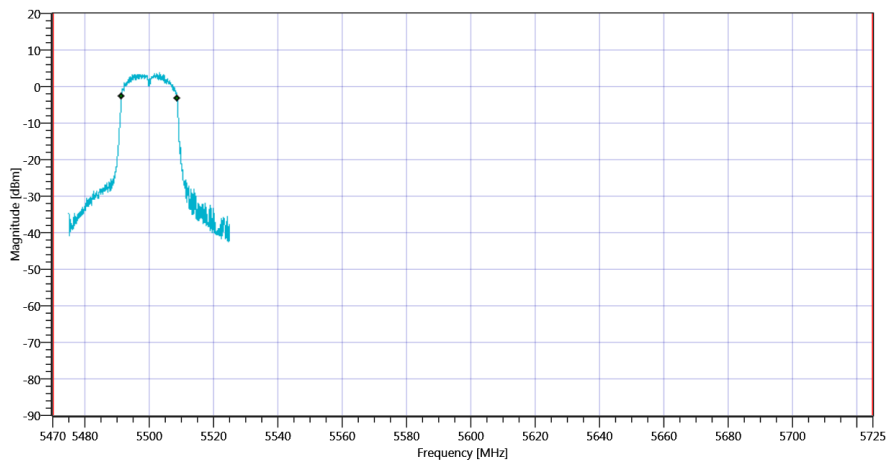
RefLevel [dBm] RefLevelOffset [dB] InpAtt [dB]	16.30 18.98 15
Start [MHz] Stop [MHz]	5475.000 5525.000
RBW [MHz] VBW [MHz]	0.300000 1.000000
Detector TraceMode	POS MAXH
Sweep: Time [ms] Count Points per Section Type	1 2500 1001 SWE

RESULT

Test Description	Lower Limit	Upper Limit	Measured	Unit	Verdict
Bandwidth 99%	---	---	17.433	MHz	INFO
T1 99%	5470.000000	---	5491.2587	MHz	PASS since U-NII-3 is supported
T2 99%	---	5725.000000	5508.6913	MHz	



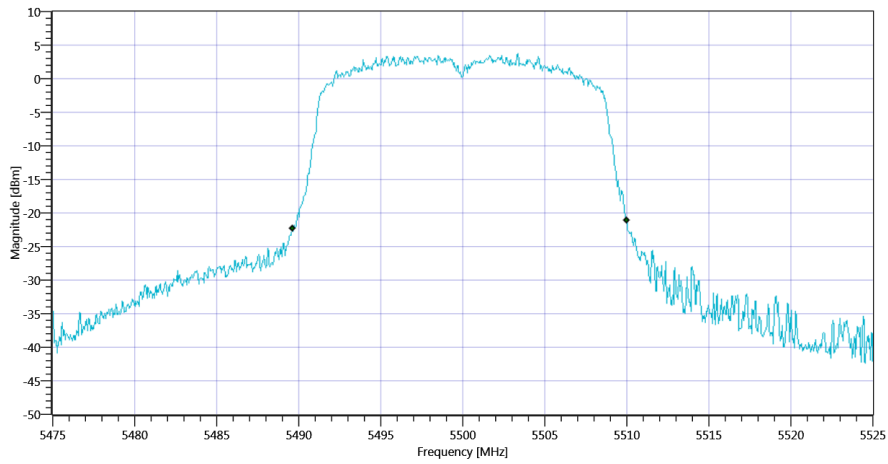
Plot_FCC Part 15.407 & ISED Bandwidths ~ WLAN5Gx n-HT20 mode U-NII-2C 99PCT_06112020_095609.png



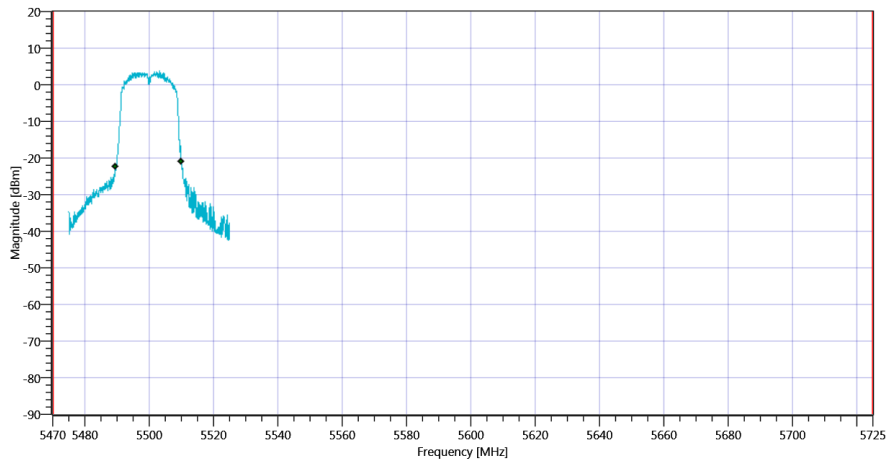
Plot_FCC Part 15.407 & ISED Bandwidths ~ WLAN5Gx n-HT20 mode U-NII-2C_06112020_095613.png

RESULT

Test Description	Lower Limit	Upper Limit	Measured	Unit	Verdict
Bandwidth 26dB	---	---	20.4	MHz	INFO
T1 26dB	5470.000000	---	5489.6000	MHz	PASS since U-NII-3 is supported
T2 26dB	---	5725.000000	5510.0000	MHz	



Plot_FCC Part 15.407 & ISED Bandwidths ~ WLAN5Gx n-HT20 mode U-NII-2C 26dB_06112020_095617.png



Plot_FCC Part 15.407 & ISED Bandwidths ~ WLAN5Gx n-HT20 mode U-NII-2C_06112020_095621.png

TEST FINISHED

General Verdict

06.11.2020 09:56:22 / RT: 35 s

PASS

32. FCC Part 15.407 & ISED Bandwidths ~ WLAN5Gx n-HT20 mode U-NII-2C

Test References	
TC Start	06.11.2020 09:59:29
Ambit Temp [°C] Humidity [rel%]	24.8 26
System Version	1.0.1.1
Test Specification	FCC Part 15.407 & ISET RSS-GEN
Test Method	26dB Bandwidth KDB789033 D02, C.1 / ISED RSS-GEN
Class / TC Version	TC_VM_FCC15407_Bandwidths_V01 Version: 0.0.1
My Description	FCC 15.407 Bandwidths - WLAN5Gx n-HT20 mode U-NII-2C
Add. Information	

Test Parameter	
Technology to test	WLAN5Gx n-HT20 mode U-NII-2C
Antenna Port used	1
Temperature	mid
Voltage	mid
Frequency low to test	False Freq [MHz] 5500
Frequency mid to test	True Freq [MHz] 5600
Frequency high to test	False Freq [MHz] 5700
Switched Path	IUT - SignalingUnit - SpectrumAnalyzer
Devices in use	SA: Rohde&Schwarz,FSV-40,1307.9002K40/101042,3.60

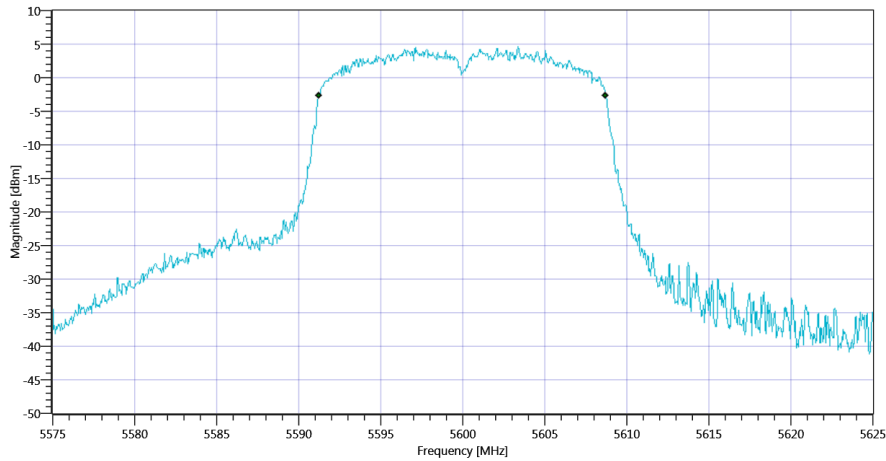
Test at TX 5600 MHz

READ SA SETTINGS:

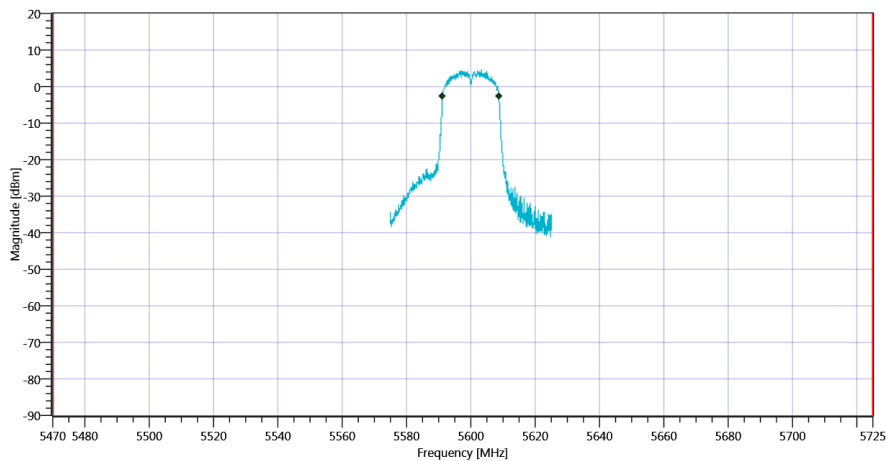
RefLevel [dBm] RefLevelOffset [dB] InpAtt [dB]	17.12 19.09 15
Start [MHz] Stop [MHz]	5575.000 5625.000
RBW [MHz] VBW [MHz]	0.300000 1.000000
Detector TraceMode	POS MAXH
Sweep: Time [ms] Count Points per Section Type	1 2500 1001 SWE

RESULT

Test Description	Lower Limit	Upper Limit	Measured	Unit	Verdict
Bandwidth 99%	---	---	17.483	MHz	INFO
T1 99%	5470.000000	---	5591.2088	MHz	PASS since U-NII-3 is supported
T2 99%	---	5725.000000	5608.6913	MHz	



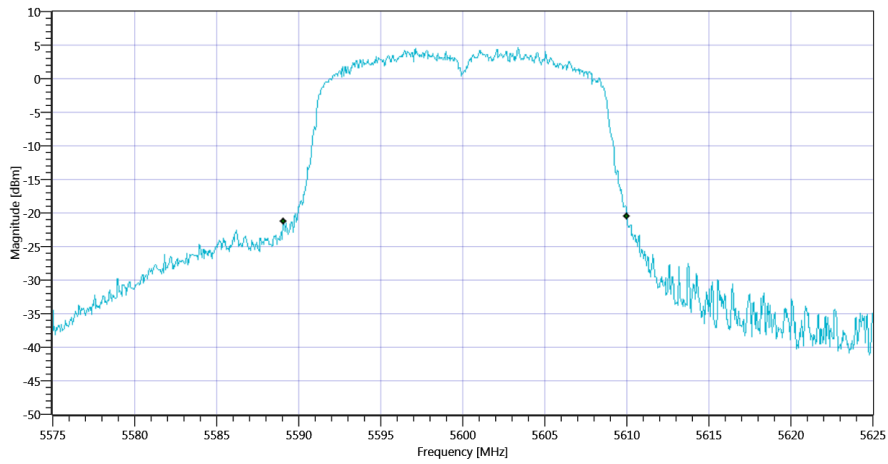
Plot_FCC Part 15.407 & ISED Bandwidths ~ WLAN5Gx n-HT20 mode U-NII-2C 99PCT_06112020_095951.png



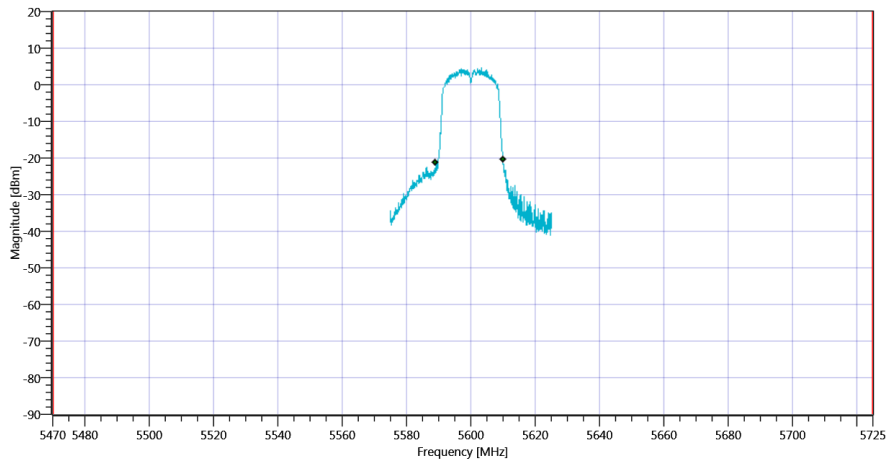
Plot_FCC Part 15.407 & ISED Bandwidths ~ WLAN5Gx n-HT20 mode U-NII-2C_06112020_095955.png

RESULT

Test Description	Lower Limit	Upper Limit	Measured	Unit	Verdict
Bandwidth 26dB	---	---	20.9	MHz	INFO
T1 26dB	5470.000000	---	5589.1000	MHz	PASS since U-NII-3 is supported
T2 26dB	---	5725.000000	5610.0000	MHz	



Plot_FCC Part 15.407 & ISED Bandwidths ~ WLAN5Gx n-HT20 mode U-NII-2C 26dB_06112020_100000.png



Plot_FCC Part 15.407 & ISED Bandwidths ~ WLAN5Gx n-HT20 mode U-NII-2C_06112020_100003.png

TEST FINISHED

General Verdict

06.11.2020 10:00:04 / RT: 35 s

PASS

33. FCC Part 15.407 & ISED Bandwidths ~ WLAN5Gx n-HT20 mode U-NII-2C

Test References	
TC Start	06.11.2020 10:02:58
Ambit Temp [°C] Humidity [rel%]	24.8 26
System Version	1.0.1.1
Test Specification	FCC Part 15.407 & ISET RSS-GEN
Test Method	26dB Bandwidth KDB789033 D02, C.1 / ISED RSS-GEN
Class / TC Version	TC_VM_FCC15407_Bandwidths_V01 Version: 0.0.1
My Description	FCC 15.407 Bandwidths - WLAN5Gx n-HT20 mode U-NII-2C
Add. Information	

Test Parameter	
Technology to test	WLAN5Gx n-HT20 mode U-NII-2C
Antenna Port used	1
Temperature	mid
Voltage	mid
Frequency low to test	False Freq [MHz] 5500
Frequency mid to test	False Freq [MHz] 5600
Frequency high to test	True Freq [MHz] 5700
Switched Path	IUT - SignalingUnit - SpectrumAnalyzer
Devices in use	SA: Rohde&Schwarz,FSV-40,1307.9002K40/101042,3.60

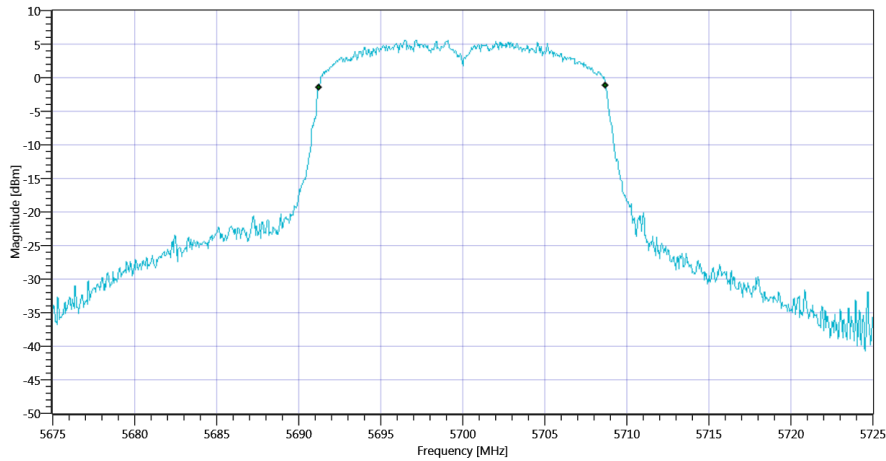
Test at TX 5700 MHz

READ SA SETTINGS:

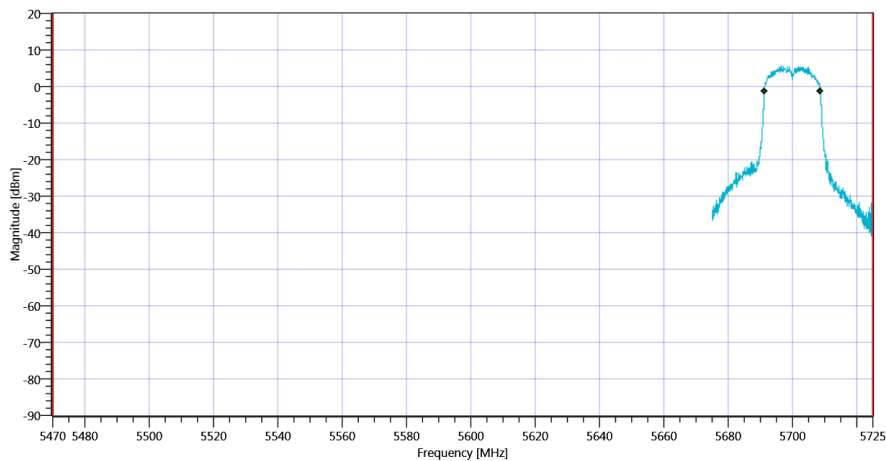
RefLevel [dBm] RefLevelOffset [dB] InpAtt [dB]	18.91 19.15 15
Start [MHz] Stop [MHz]	5675.000 5725.000
RBW [MHz] VBW [MHz]	0.300000 1.000000
Detector TraceMode	POS MAXH
Sweep: Time [ms] Count Points per Section Type	1 2500 1001 SWE

RESULT

Test Description	Lower Limit	Upper Limit	Measured	Unit	Verdict
Bandwidth 99%	---	---	17.483	MHz	INFO
T1 99%	5470.000000	---	5691.2088	MHz	PASS since U-NII-3 is supported
T2 99%	---	5725.000000	5708.6913	MHz	



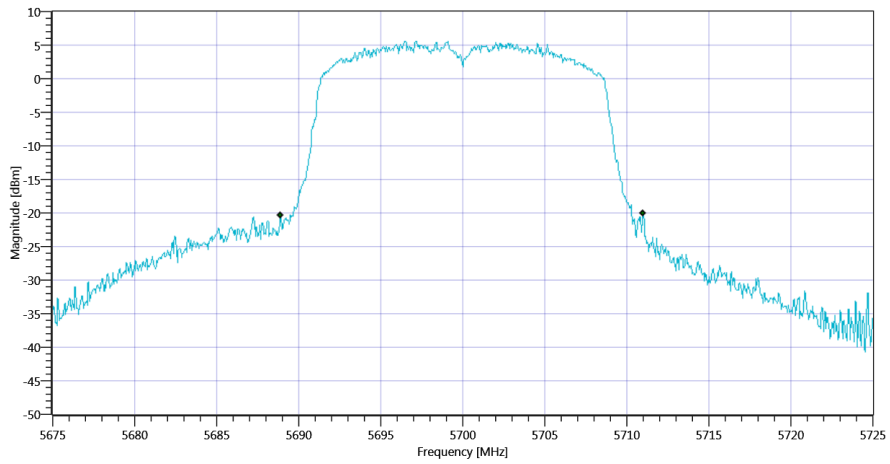
Plot_FCC Part 15.407 & ISED Bandwidths ~ WLAN5Gx n-HT20 mode U-NII-2C 99PCT_06112020_100321.png



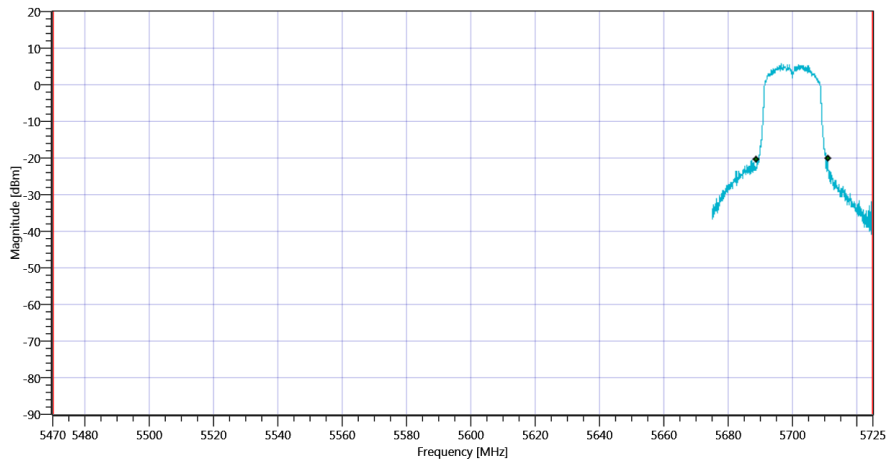
Plot_FCC Part 15.407 & ISED Bandwidths ~ WLAN5Gx n-HT20 mode U-NII-2C_06112020_100325.png

RESULT

Test Description	Lower Limit	Upper Limit	Measured	Unit	Verdict
Bandwidth 26dB	---	---	22.1	MHz	INFO
T1 26dB	5470.000000	---	5688.9000	MHz	PASS since U-NII-3 is supported
T2 26dB	---	5725.000000	5711.0000	MHz	



Plot_FCC Part 15.407 & ISED Bandwidths ~ WLAN5Gx n-HT20 mode U-NII-2C 26dB_06112020_100330.png



Plot_FCC Part 15.407 & ISED Bandwidths ~ WLAN5Gx n-HT20 mode U-NII-2C_06112020_100333.png

TEST FINISHED

General Verdict

06.11.2020 10:03:34 / RT: 35 s

PASS

34. FCC Part 15.407 & ISED Bandwidths ~ WLAN5Gx n-HT20 mode U-NII-3

Test References	
TC Start	06.11.2020 10:07:09
Ambit Temp [°C] Humidity [rel%]	24.9 26
System Version	1.0.1.1
Test Specification	FCC Part 15.407 & ISET RSS-GEN
Test Method	26dB Bandwidth KDB789033 D02, C.1 / ISED RSS-GEN
Class / TC Version	TC_VM_FCC15407_Bandwidths_V01 Version: 0.0.1
My Description	FCC 15.407 Bandwidths - WLAN5Gx n-HT20 mode U-NII-3
Add. Information	

Test Parameter	
Technology to test	WLAN5Gx n-HT20 mode U-NII-3
Antenna Port used	1
Temperature	mid
Voltage	mid
Frequency low to test	True Freq [MHz] 5745
Frequency mid to test	False Freq [MHz] 5785
Frequency high to test	False Freq [MHz] 5825
Switched Path	IUT - SignalingUnit - SpectrumAnalyzer
Devices in use	SA: Rohde&Schwarz,FSV-40,1307.9002K40/101042,3.60

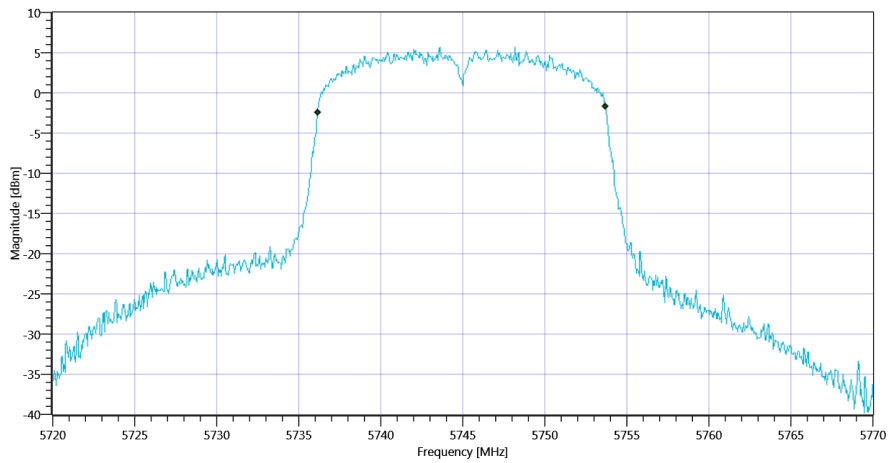
Test at TX 5745 MHz

READ SA SETTINGS:

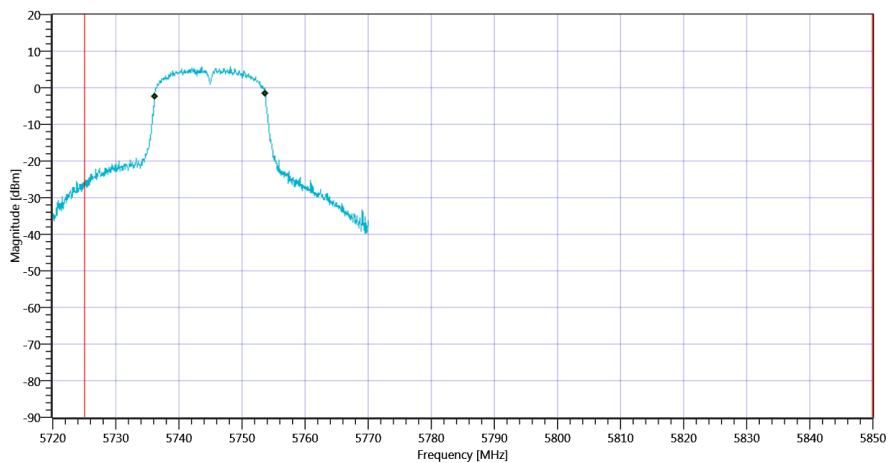
RefLevel [dBm] RefLevelOffset [dB] InpAtt [dB]	17.94 18.79 15
Start [MHz] Stop [MHz]	5720.000 5770.000
RBW [MHz] VBW [MHz]	0.300000 1.000000
Detector TraceMode	POS MAXH
Sweep: Time [ms] Count Points per Section Type	1 2500 1001 SWE

RESULT

Test Description	Lower Limit	Upper Limit	Measured	Unit	Verdict
Bandwidth 99%	---	---	17.532	MHz	INFO
T1 99%	5725.000000	---	5736.1588	MHz	PASS
T2 99%	---	5850.000000	5753.6913	MHz	PASS



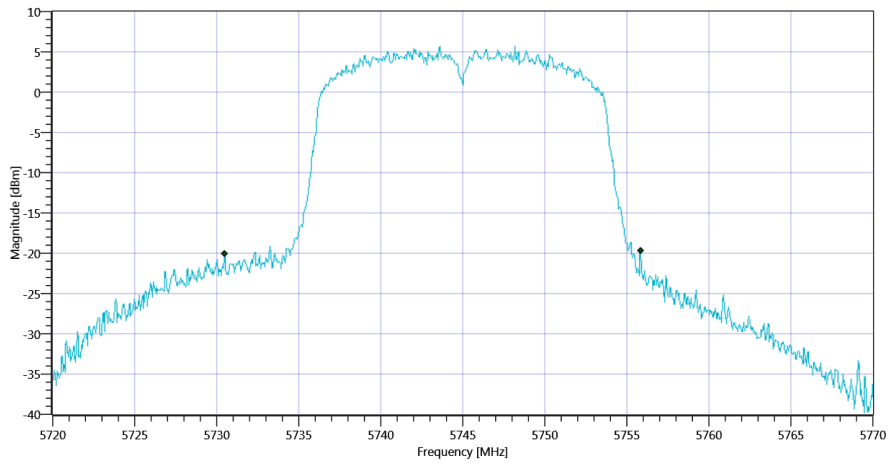
Plot_FCC Part 15.407 & ISED Bandwidths ~ WLAN5Gx n-HT20 mode U-NII-3 99PCT_06112020_100732.png



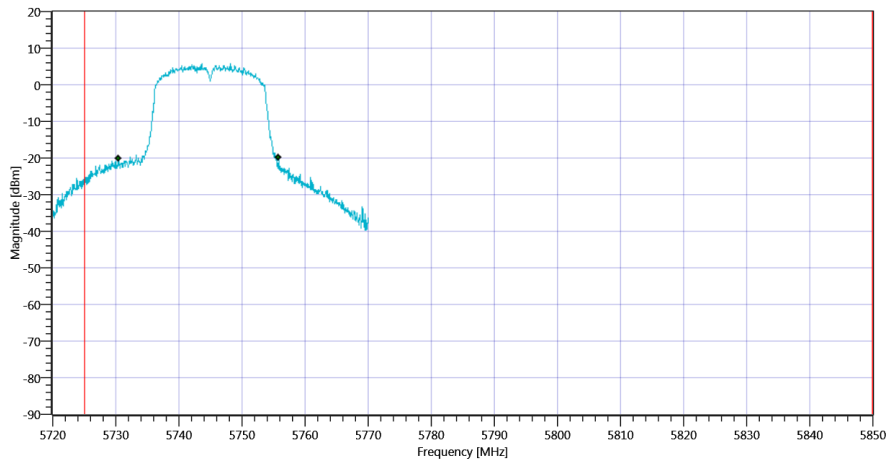
Plot_FCC Part 15.407 & ISED Bandwidths ~ WLAN5Gx n-HT20 mode U-NII-3_06112020_100736.png

RESULT

Test Description	Lower Limit	Upper Limit	Measured	Unit	Verdict
Bandwidth 26dB	---	---	25.35	MHz	INFO
T1 26dB	5725.000000	---	5730.5000	MHz	PASS
T2 26dB	---	5850.000000	5755.8500	MHz	PASS



Plot_FCC Part 15.407 & ISED Bandwidths ~ WLAN5Gx n-HT20 mode U-NII-3 26dB_06112020_100741.png



Plot_FCC Part 15.407 & ISED Bandwidths ~ WLAN5Gx n-HT20 mode U-NII-3_06112020_100744.png

TEST FINISHED

General Verdict

06.11.2020 10:07:45 / RT: 35 s

PASS

35. FCC Part 15.407 & ISED Bandwidths ~ WLAN5Gx n-HT20 mode U-NII-3

Test References	
TC Start	06.11.2020 10:12:08
Ambit Temp [°C] Humidity [rel%]	24.8 26
System Version	1.0.1.1
Test Specification	FCC Part 15.407 & ISET RSS-GEN
Test Method	26dB Bandwidth KDB789033 D02, C.1 / ISED RSS-GEN
Class / TC Version	TC_VM_FCC15407_Bandwidths_V01 Version: 0.0.1
My Description	FCC 15.407 Bandwidths - WLAN5Gx n-HT20 mode U-NII-3
Add. Information	

Test Parameter	
Technology to test	WLAN5Gx n-HT20 mode U-NII-3
Antenna Port used	1
Temperature	mid
Voltage	mid
Frequency low to test	False Freq [MHz] 5745
Frequency mid to test	True Freq [MHz] 5785
Frequency high to test	False Freq [MHz] 5825
Switched Path	IUT - SignalingUnit - SpectrumAnalyzer
Devices in use	SA: Rohde&Schwarz,FSV-40,1307.9002K40/101042,3.60

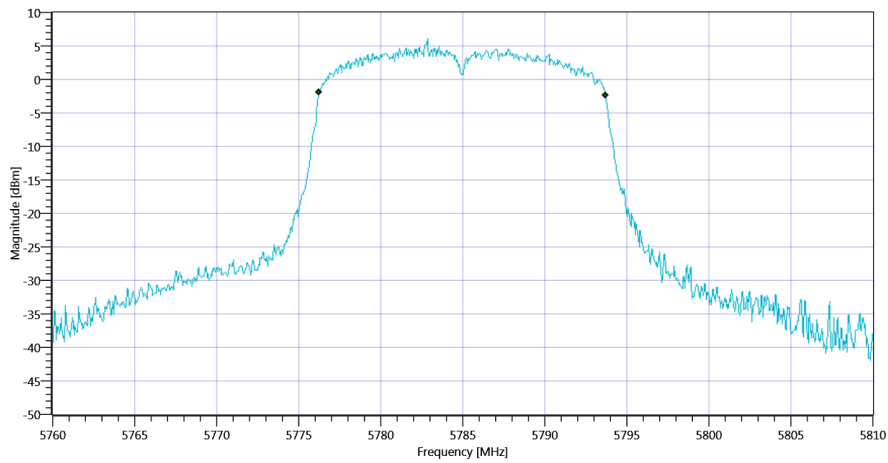
Test at TX 5785 MHz

READ SA SETTINGS:

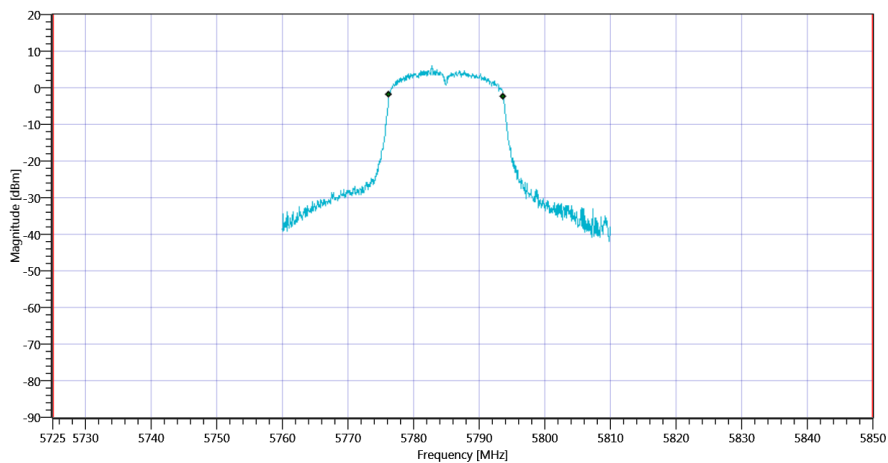
RefLevel [dBm] RefLevelOffset [dB] InpAtt [dB]	17.67 18.77 15
Start [MHz] Stop [MHz]	5760.000 5810.000
RBW [MHz] VBW [MHz]	0.300000 1.000000
Detector TraceMode	POS MAXH
Sweep: Time [ms] Count Points per Section Type	1 2500 1001 SWE

RESULT

Test Description	Lower Limit	Upper Limit	Measured	Unit	Verdict
Bandwidth 99%	---	---	17.433	MHz	INFO
T1 99%	5725.000000	---	5776.2587	MHz	PASS
T2 99%	---	5850.000000	5793.6913	MHz	PASS



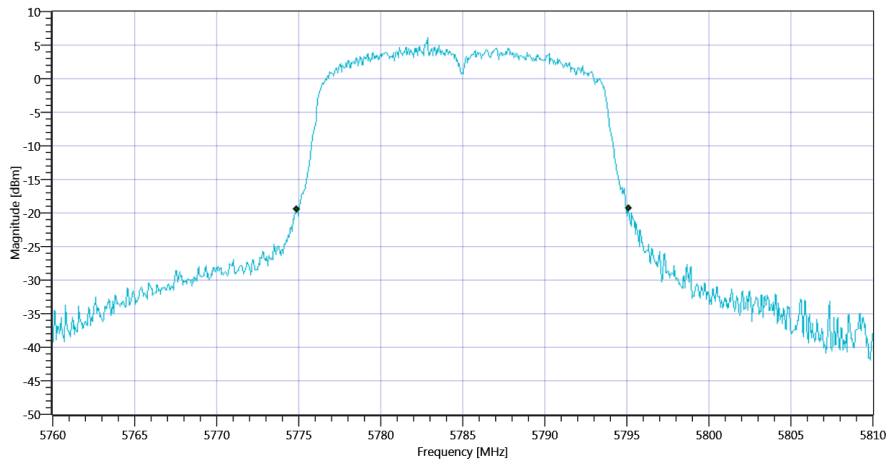
Plot_FCC Part 15.407 & ISED Bandwidths ~ WLAN5Gx n-HT20 mode U-NII-3 99PCT_06112020_101231.png



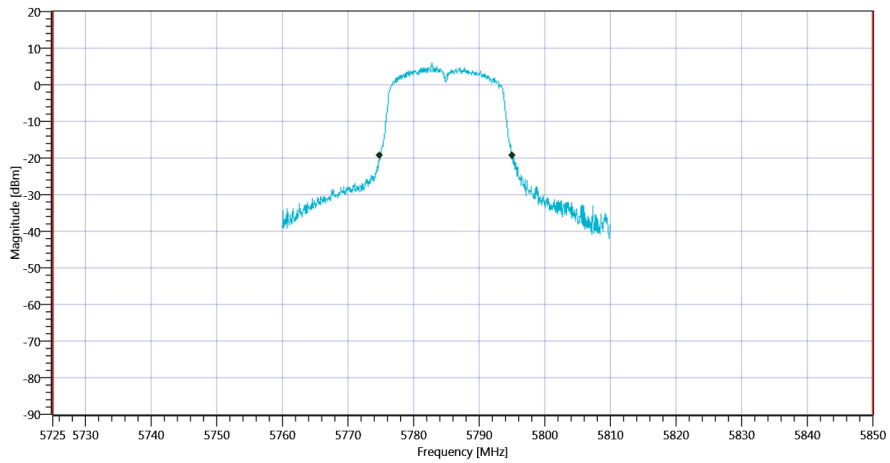
Plot_FCC Part 15.407 & ISED Bandwidths ~ WLAN5Gx n-HT20 mode U-NII-3_06112020_101234.png

RESULT

Test Description	Lower Limit	Upper Limit	Measured	Unit	Verdict
Bandwidth 26dB	---	---	20.2	MHz	INFO
T1 26dB	5725.000000	---	5774.9000	MHz	PASS
T2 26dB	---	5850.000000	5795.1000	MHz	PASS



Plot_FCC Part 15.407 & ISSED Bandwidths ~ WLAN5Gx n-HT20 mode U-NII-3 26dB_06112020_101239.png



Plot_FCC Part 15.407 & ISSED Bandwidths ~ WLAN5Gx n-HT20 mode U-NII-3_06112020_101243.png

TEST FINISHED

General Verdict

06.11.2020 10:12:44 / RT: 35 s

PASS

36. FCC Part 15.407 & ISED Bandwidths ~ WLAN5Gx n-HT20 mode U-NII-3

Test References	
TC Start	06.11.2020 10:17:19
Ambit Temp [°C] Humidity [rel%]	24.9 26
System Version	1.0.1.1
Test Specification	FCC Part 15.407 & ISET RSS-GEN
Test Method	26dB Bandwidth KDB789033 D02, C.1 / ISED RSS-GEN
Class / TC Version	TC_VM_FCC15407_Bandwidths_V01 Version: 0.0.1
My Description	FCC 15.407 Bandwidths - WLAN5Gx n-HT20 mode U-NII-3
Add. Information	

Test Parameter	
Technology to test	WLAN5Gx n-HT20 mode U-NII-3
Antenna Port used	1
Temperature	mid
Voltage	mid
Frequency low to test	False Freq [MHz] 5745
Frequency mid to test	False Freq [MHz] 5785
Frequency high to test	True Freq [MHz] 5825
Switched Path	IUT - SignalingUnit - SpectrumAnalyzer
Devices in use	SA: Rohde&Schwarz,FSV-40,1307.9002K40/101042,3.60

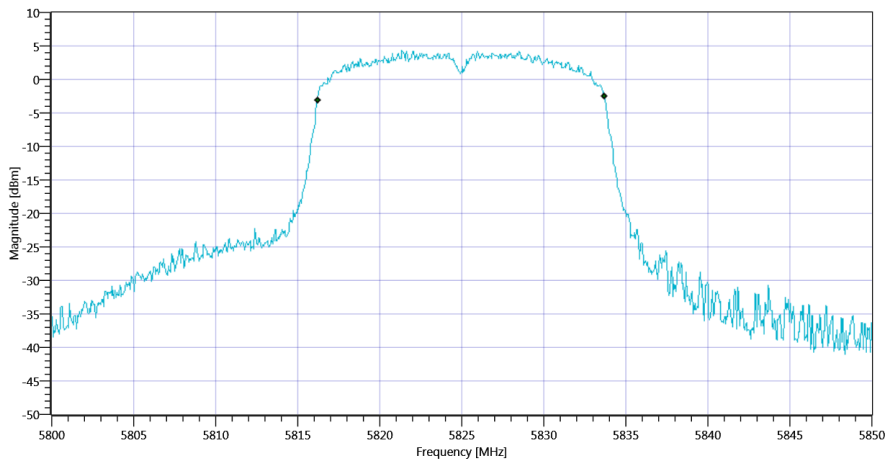
Test at TX 5825 MHz

READ SA SETTINGS:

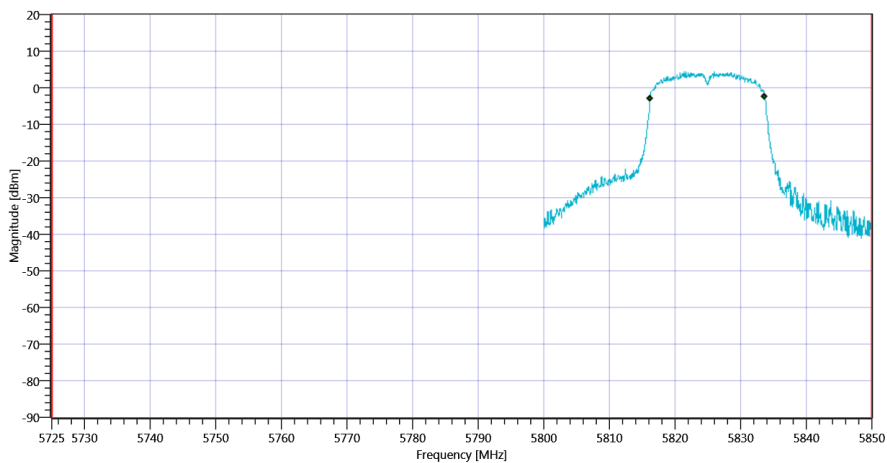
RefLevel [dBm] RefLevelOffset [dB] InpAtt [dB]	16.98 19.08 15
Start [MHz] Stop [MHz]	5800.000 5850.000
RBW [MHz] VBW [MHz]	0.300000 1.000000
Detector TraceMode	POS MAXH
Sweep: Time [ms] Count Points per Section Type	1 2500 1001 SWE

RESULT

Test Description	Lower Limit	Upper Limit	Measured	Unit	Verdict
Bandwidth 99%	---	---	17.483	MHz	INFO
T1 99%	5725.000000	---	5816.2088	MHz	PASS
T2 99%	---	5850.000000	5833.6913	MHz	PASS



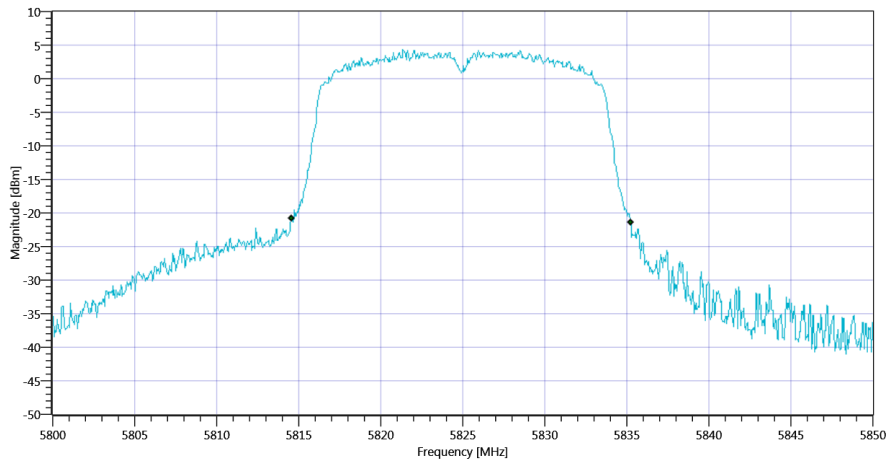
Plot_FCC Part 15.407 & ISED Bandwidths ~ WLAN5Gx n-HT20 mode U-NII-3 99PCT_06112020_101749.png



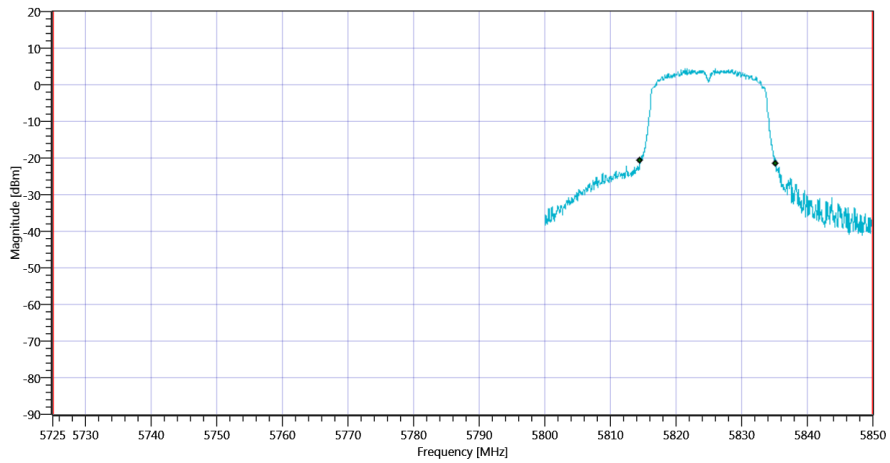
Plot_FCC Part 15.407 & ISED Bandwidths ~ WLAN5Gx n-HT20 mode U-NII-3_06112020_101752.png

RESULT

Test Description	Lower Limit	Upper Limit	Measured	Unit	Verdict
Bandwidth 26dB	---	---	20.7	MHz	INFO
T1 26dB	5725.000000	---	5814.5500	MHz	PASS
T2 26dB	---	5850.000000	5835.2500	MHz	PASS



Plot_FCC Part 15.407 & ISED Bandwidths ~ WLAN5Gx n-HT20 mode U-NII-3 26dB_06112020_101757.png



Plot_FCC Part 15.407 & ISED Bandwidths ~ WLAN5Gx n-HT20 mode U-NII-3_06112020_101801.png

TEST FINISHED

General Verdict

06.11.2020 10:18:02 / RT: 42 s

PASS

37. FCC Part 15.407 & ISED Minimum Emission BW ~ WLAN5Gx n-HT20 mode U-NII-3

Test References	
TC Start	06.11.2020 10:07:50
Ambit Temp [°C] Humidity [rel%]	24.8 26
System Version	1.0.1.1
Test Specification	FCC Part 15.407
Test Method	KDB789033 D02, C.2.
Class / TC Version	TC_VM_FCC15407_Min_Emission_BW_V01 Version: 0.0.1
My Description	FCC 15.407 Min Emission Bandwidth - WLAN5Gx n-HT20 mode U-NII-3
Add. Information	

Test Parameter	
Technology to test	WLAN5Gx n-HT20 mode U-NII-3
Antenna Port used	1
Temperature	mid
Voltage	mid
Frequency low to test	True Freq [MHz] 5745
Frequency mid to test	False Freq [MHz] 5785
Frequency high to test	False Freq [MHz] 5825
Switched Path	IUT - SignalingUnit - SpectrumAnalyzer
Devices in use	SA: Rohde&Schwarz,FSV-40,1307.9002K40/101042,3.60

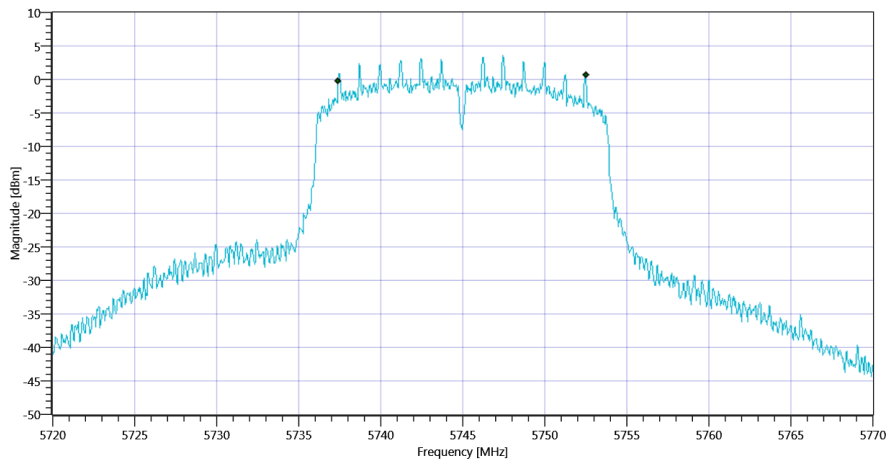
Test at TX 5745 MHz

READ SA SETTINGS:

RefLevel [dBm] RefLevelOffset [dB] InpAtt [dB]	22.64 18.79 20
Start [MHz] Stop [MHz]	5720.000 5770.000
RBW [MHz] VBW [MHz]	0.100000 0.300000
Detector TraceMode	POS MAXH
Sweep: Time [ms] Count Points per Section Type	2 1500 1001 SWE

RESULT

Test Description	Lower Limit	Upper Limit	Measured	Unit	Verdict
Bandwidth (6dB)	0.500	--	15.1	MHz	PASS



Plot_FCC Part 15.407 & ISED Minimum Emission BW ~ WLAN5Gx n-HT20 mode U-NII-3_06112020_100829.png

TEST FINISHED

General Verdict	06.11.2020 10:08:30 / RT: 40 s	PASS
-----------------	--------------------------------	------

38. FCC Part 15.407 & ISED Minimum Emission BW ~ WLAN5Gx n-HT20 mode U-NII-3

Test References	
TC Start	06.11.2020 10:12:48
Ambit Temp [°C] Humidity [rel%]	24.9 26
System Version	1.0.1.1
Test Specification	FCC Part 15.407
Test Method	KDB789033 D02, C.2.
Class / TC Version	TC_VM_FCC15407_Min_Emission_BW_V01 Version: 0.0.1
My Description	FCC 15.407 Min Emission Bandwidth - WLAN5Gx n-HT20 mode U-NII-3
Add. Information	

Test Parameter	
Technology to test	WLAN5Gx n-HT20 mode U-NII-3
Antenna Port used	1
Temperature	mid
Voltage	mid
Frequency low to test	False Freq [MHz] 5745
Frequency mid to test	True Freq [MHz] 5785
Frequency high to test	False Freq [MHz] 5825
Switched Path	IUT - SignalingUnit - SpectrumAnalyzer
Devices in use	SA: Rohde&Schwarz,FSV-40,1307.9002K40/101042,3.60

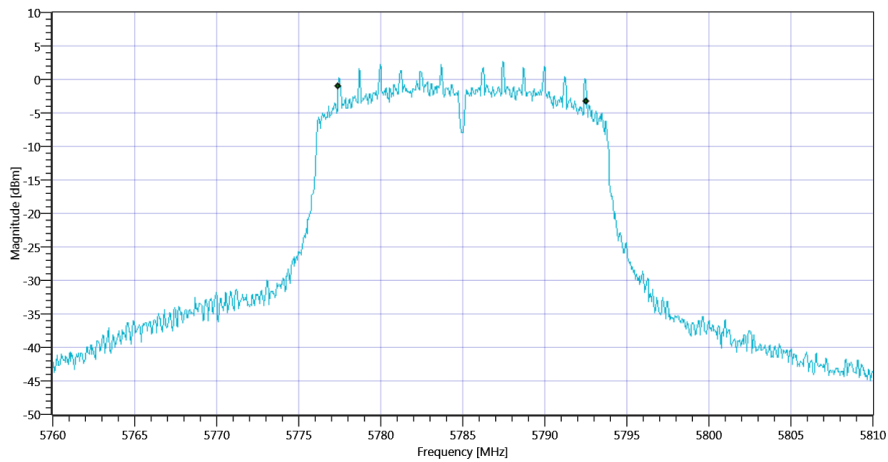
Test at TX 5785 MHz

READ SA SETTINGS:

RefLevel [dBm] RefLevelOffset [dB] InpAtt [dB]	22.03 18.77 20
Start [MHz] Stop [MHz]	5760.000 5810.000
RBW [MHz] VBW [MHz]	0.100000 0.300000
Detector TraceMode	POS MAXH
Sweep: Time [ms] Count Points per Section Type	2 1500 1001 SWE

RESULT

Test Description	Lower Limit	Upper Limit	Measured	Unit	Verdict
Bandwidth (6dB)	0.500	--	15.15	MHz	PASS



Plot_FCC Part 15.407 & ISED Minimum Emission BW ~ WLAN5Gx n-HT20 mode U-NII-3_06112020_101333.png

TEST FINISHED

General Verdict	06.11.2020 10:13:33 / RT: 44 s	PASS
-----------------	--------------------------------	------

39. FCC Part 15.407 & ISED Minimum Emission BW ~ WLAN5Gx n-HT20 mode U-NII-3

Test References	
TC Start	06.11.2020 10:18:07
Ambit Temp [°C] Humidity [rel%]	24.9 26
System Version	1.0.1.1
Test Specification	FCC Part 15.407
Test Method	KDB789033 D02, C.2.
Class / TC Version	TC_VM_FCC15407_Min_Emission_BW_V01 Version: 0.0.1
My Description	FCC 15.407 Min Emission Bandwidth - WLAN5Gx n-HT20 mode U-NII-3
Add. Information	

Test Parameter	
Technology to test	WLAN5Gx n-HT20 mode U-NII-3
Antenna Port used	1
Temperature	mid
Voltage	mid
Frequency low to test	False Freq [MHz] 5745
Frequency mid to test	False Freq [MHz] 5785
Frequency high to test	True Freq [MHz] 5825
Switched Path	IUT - SignalingUnit - SpectrumAnalyzer
Devices in use	SA: Rohde&Schwarz,FSV-40,1307.9002K40/101042,3.60

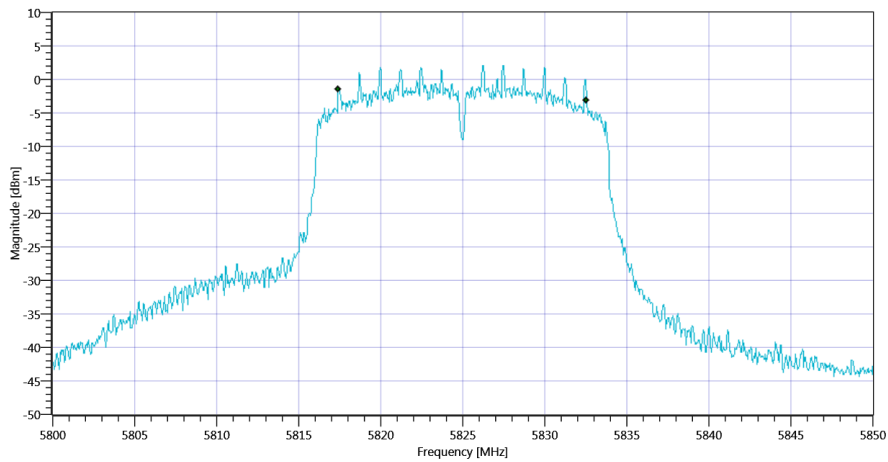
Test at TX 5825 MHz

READ SA SETTINGS:

RefLevel [dBm] RefLevelOffset [dB] InpAtt [dB]	20.99 19.08 20
Start [MHz] Stop [MHz]	5800.000 5850.000
RBW [MHz] VBW [MHz]	0.100000 0.300000
Detector TraceMode	POS MAXH
Sweep: Time [ms] Count Points per Section Type	2 1500 1001 SWE

RESULT

Test Description	Lower Limit	Upper Limit	Measured	Unit	Verdict
Bandwidth (6dB)	0.500	--	15.15	MHz	PASS



Plot_FCC Part 15.407 & ISSED Minimum Emission BW ~ WLAN5Gx n-HT20 mode U-NII-3_06112020_101840.png

TEST FINISHED

General Verdict	06.11.2020 10:18:40 / RT: 33 s	PASS
-----------------	--------------------------------	------

- END OF DOCUMENT -