

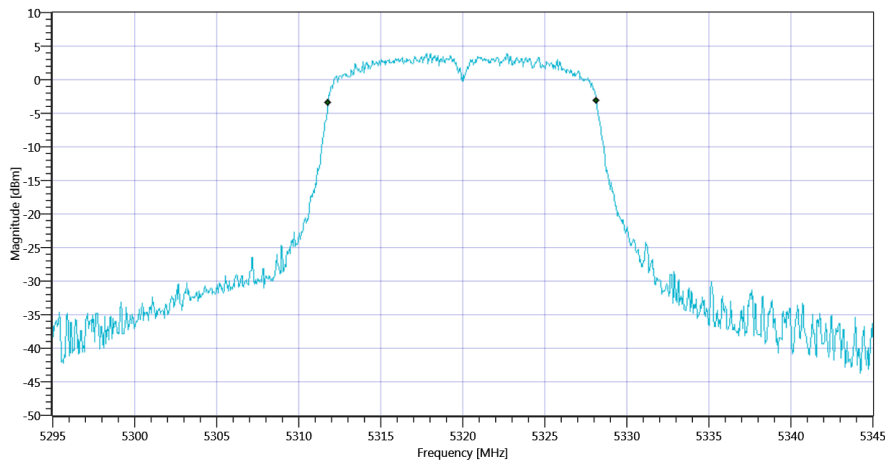
Test at TX 5320 MHz

READ SA SETTINGS:

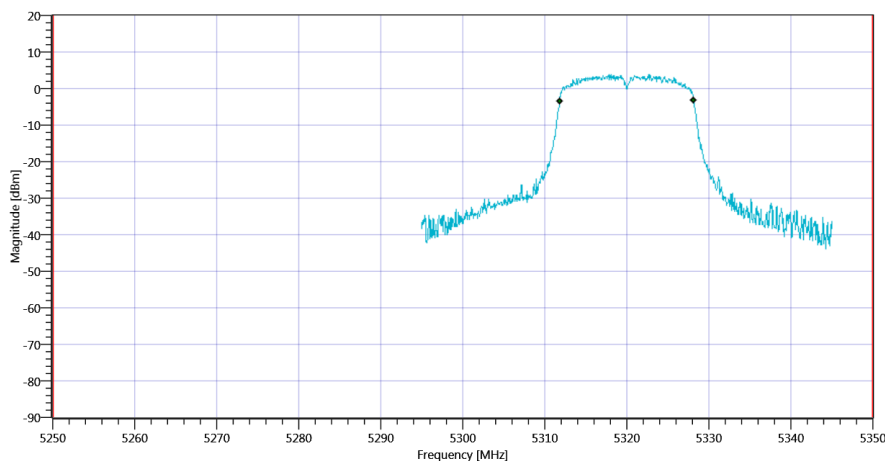
RefLevel [dBm] RefLevelOffset [dB] InpAtt [dB]	16.69 18.67 15
Start [MHz] Stop [MHz]	5295.000 5345.000
RBW [MHz] VBW [MHz]	0.300000 1.000000
Detector TraceMode	POS MAXH
Sweep: Time [ms] Count Points per Section Type	1 2500 1001 SWE

RESULT

Test Description	Lower Limit	Upper Limit	Measured	Unit	Verdict
Bandwidth 99%	---	---	16.334	MHz	INFO
T1 99%	5250.000000	---	5311.8082	MHz	PASS since U-NII-1 is supported
T2 99%	---	5350.000000	5328.1419	MHz	PASS



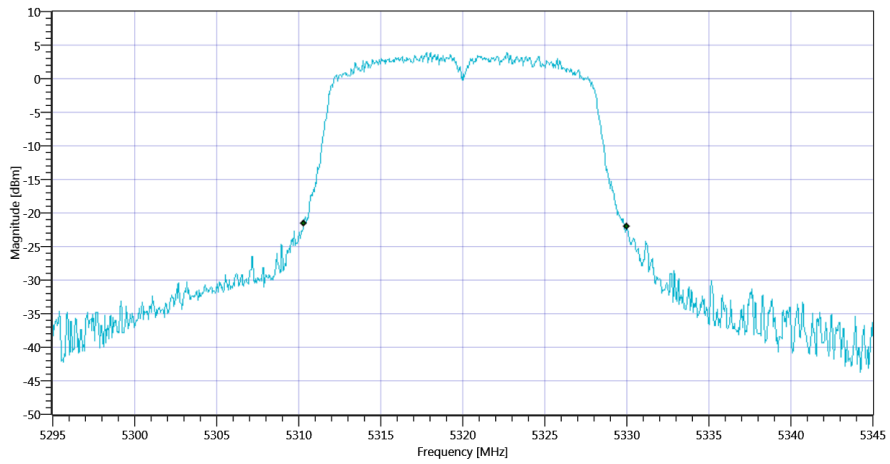
Plot_FCC Part 15.407 & ISED Bandwidths ~ WLAN5Gx a mode U-NII-2A 99PCT_06112020_090113.png



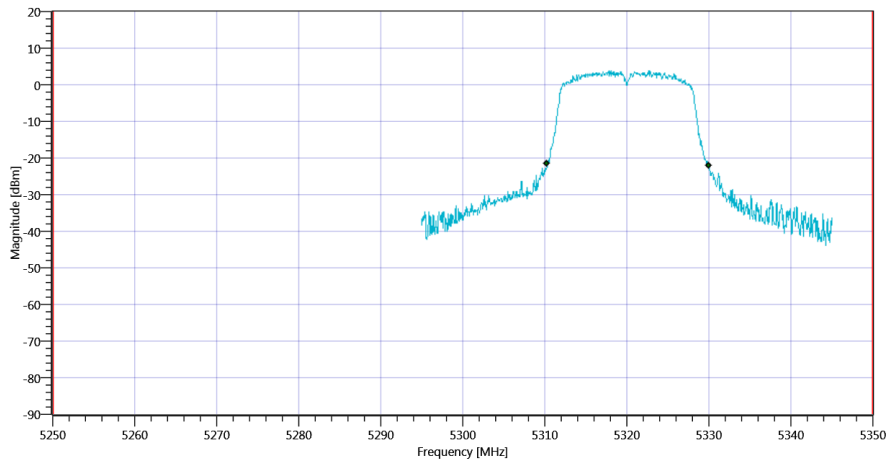
Plot_FCC Part 15.407 & ISED Bandwidths ~ WLAN5Gx a mode U-NII-2A_06112020_090116.png

RESULT

Test Description	Lower Limit	Upper Limit	Measured	Unit	Verdict
Bandwidth 26dB	---	---	19.7	MHz	INFO
T1 26dB	5250.000000	---	5310.3000	MHz	PASS since U-NII-1 is supported
T2 26dB	---	5350.000000	5330.0000	MHz	PASS



Plot_FCC Part 15.407 & ISSED Bandwidths ~ WLAN5Gx a mode U-NII-2A 26dB_06112020_090121.png



Plot_FCC Part 15.407 & ISSED Bandwidths ~ WLAN5Gx a mode U-NII-2A_06112020_090125.png

TEST FINISHED

General Verdict

06.11.2020 09:01:25 / RT: 35 s

PASS

31. FCC Part 15.407 & ISED Bandwidths ~ WLAN5Gx a mode U-NII-2C

Test References	
TC Start	06.11.2020 09:05:08
Ambit Temp [°C] Humidity [rel%]	24.2 27
System Version	1.0.1.1
Test Specification	FCC Part 15.407 & ISET RSS-GEN
Test Method	26dB Bandwidth KDB789033 D02, C.1 / ISED RSS-GEN
Class / TC Version	TC_VM_FCC15407_Bandwidths_V01 Version: 0.0.1
My Description	FCC 15.407 Bandwidths - WLAN5Gx a mode U-NII-2C
Add. Information	

Test Parameter	
Technology to test	WLAN5Gx a mode U-NII-2C
Antenna Port used	1
Temperature	mid
Voltage	mid
Frequency low to test	True Freq [MHz] 5500
Frequency mid to test	False Freq [MHz] 5600
Frequency high to test	False Freq [MHz] 5700
Switched Path	IUT - SignalingUnit - SpectrumAnalyzer
Devices in use	SA: Rohde&Schwarz,FSV-40,1307.9002K40/101042,3.60

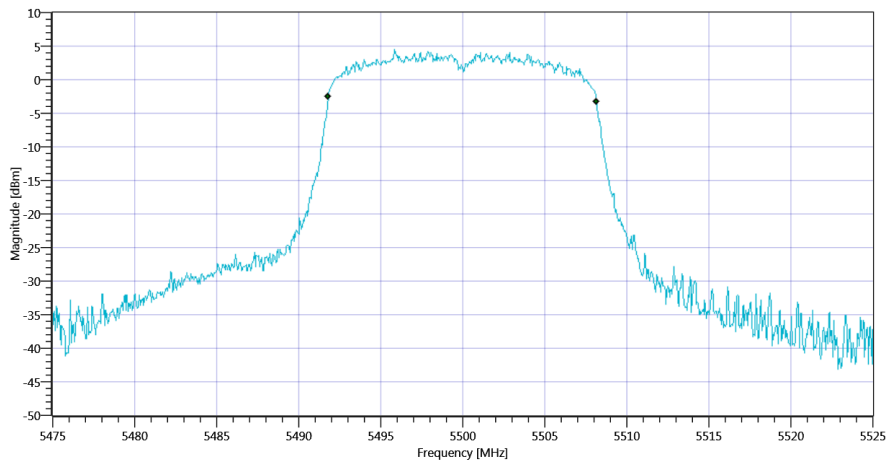
Test at TX 5500 MHz

READ SA SETTINGS:

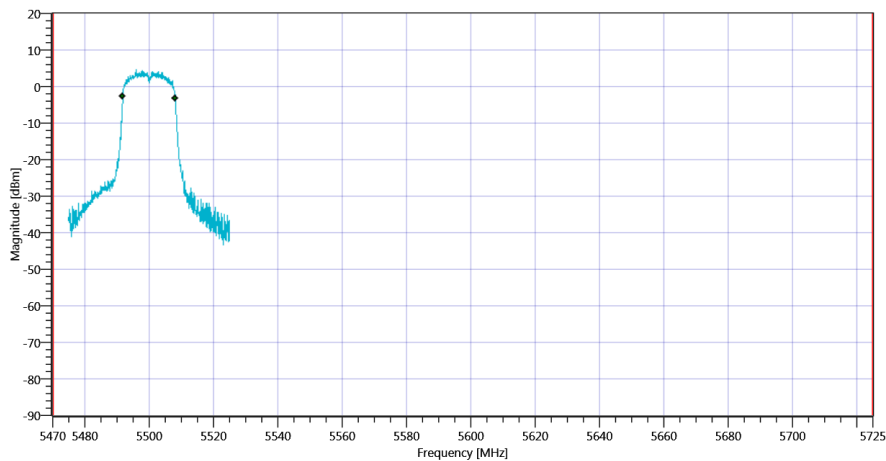
RefLevel [dBm] RefLevelOffset [dB] InpAtt [dB]	17.39 18.98 15
Start [MHz] Stop [MHz]	5475.000 5525.000
RBW [MHz] VBW [MHz]	0.300000 1.000000
Detector TraceMode	POS MAXH
Sweep: Time [ms] Count Points per Section Type	1 2500 1001 SWE

RESULT

Test Description	Lower Limit	Upper Limit	Measured	Unit	Verdict
Bandwidth 99%	---	---	16.334	MHz	INFO
T1 99%	5470.000000	---	5491.8082	MHz	PASS since U-NII-3 is supported
T2 99%	---	5725.000000	5508.1419	MHz	



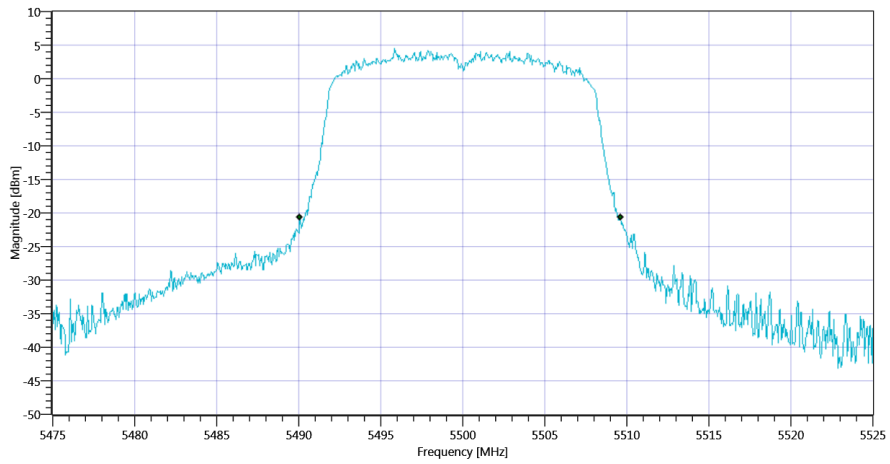
Plot_FCC Part 15.407 & ISED Bandwidths ~ WLAN5Gx a mode U-NII-2C 99PCT_06112020_090532.png



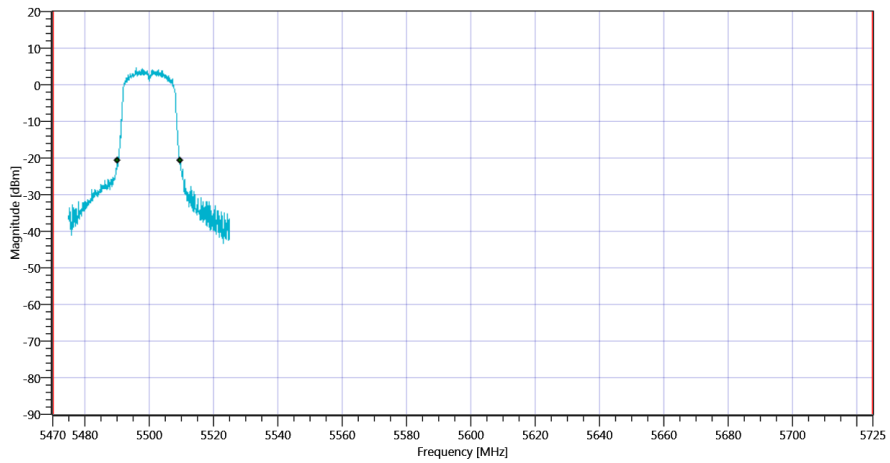
Plot_FCC Part 15.407 & ISED Bandwidths ~ WLAN5Gx a mode U-NII-2C_06112020_090536.png

RESULT

Test Description	Lower Limit	Upper Limit	Measured	Unit	Verdict
Bandwidth 26dB	---	---	19.55	MHz	INFO
T1 26dB	5470.000000	---	5490.0500	MHz	PASS since U-NII-3 is supported
T2 26dB	---	5725.000000	5509.6000	MHz	



Plot_FCC Part 15.407 & ISED Bandwidths ~ WLAN5Gx a mode U-NII-2C 26dB_06112020_090541.png



Plot_FCC Part 15.407 & ISED Bandwidths ~ WLAN5Gx a mode U-NII-2C_06112020_090544.png

TEST FINISHED

General Verdict

06.11.2020 09:05:45 / RT: 36 s

PASS

32. FCC Part 15.407 & ISED Bandwidths ~ WLAN5Gx a mode U-NII-2C

Test References	
TC Start	06.11.2020 09:08:31
Ambit Temp [°C] Humidity [rel%]	24.2 27
System Version	1.0.1.1
Test Specification	FCC Part 15.407 & ISET RSS-GEN
Test Method	26dB Bandwidth KDB789033 D02, C.1 / ISED RSS-GEN
Class / TC Version	TC_VM_FCC15407_Bandwidths_V01 Version: 0.0.1
My Description	FCC 15.407 Bandwidths - WLAN5Gx a mode U-NII-2C
Add. Information	

Test Parameter	
Technology to test	WLAN5Gx a mode U-NII-2C
Antenna Port used	1
Temperature	mid
Voltage	mid
Frequency low to test	False Freq [MHz] 5500
Frequency mid to test	True Freq [MHz] 5600
Frequency high to test	False Freq [MHz] 5700
Switched Path	IUT - SignalingUnit - SpectrumAnalyzer
Devices in use	SA: Rohde&Schwarz,FSV-40,1307.9002K40/101042,3.60

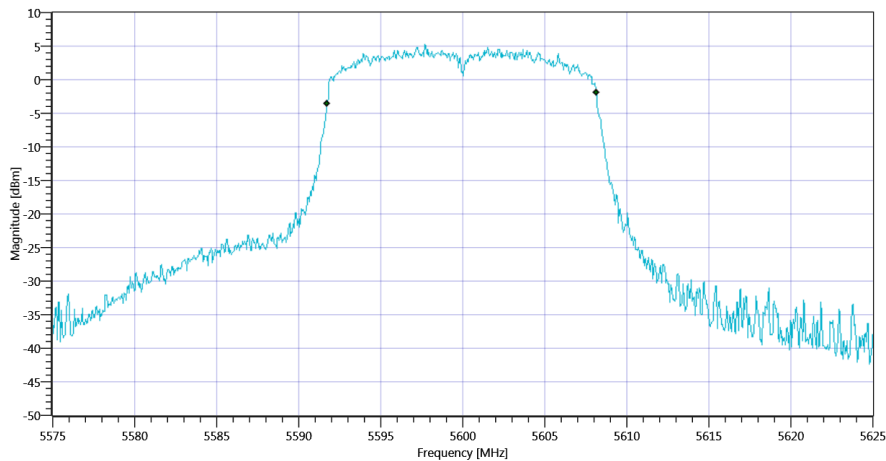
Test at TX 5600 MHz

READ SA SETTINGS:

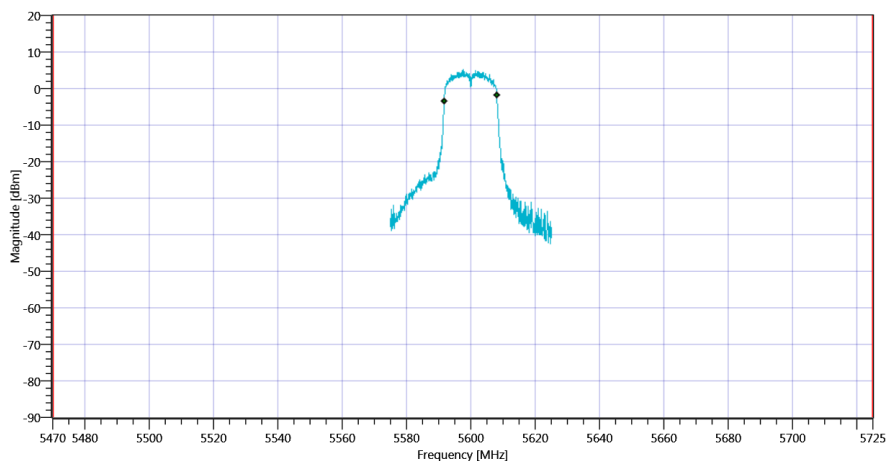
RefLevel [dBm] RefLevelOffset [dB] InpAtt [dB]	17.39 19.09 15
Start [MHz] Stop [MHz]	5575.000 5625.000
RBW [MHz] VBW [MHz]	0.300000 1.000000
Detector TraceMode	POS MAXH
Sweep: Time [ms] Count Points per Section Type	1 2500 1001 SWE

RESULT

Test Description	Lower Limit	Upper Limit	Measured	Unit	Verdict
Bandwidth 99%	---	---	16.384	MHz	INFO
T1 99%	5470.000000	---	5591.7582	MHz	PASS since U-NII-3 is supported
T2 99%	---	5725.000000	5608.1419	MHz	



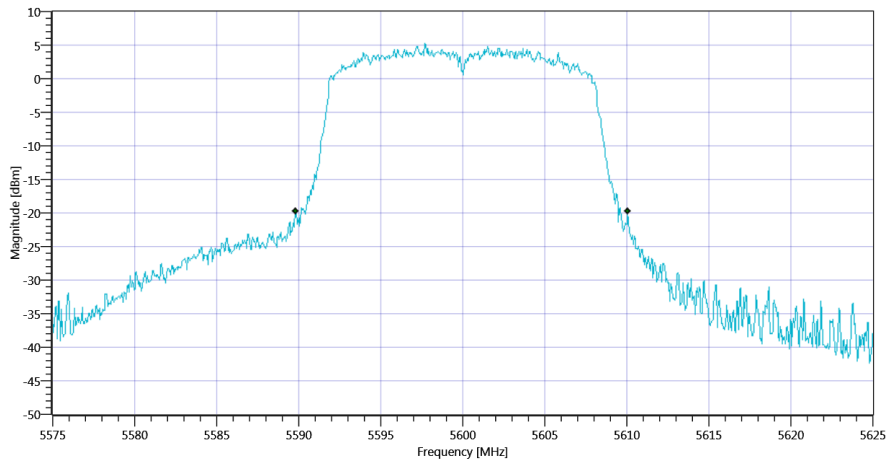
Plot_FCC Part 15.407 & ISED Bandwidths ~ WLAN5Gx a mode U-NII-2C 99PCT_06112020_090854.png



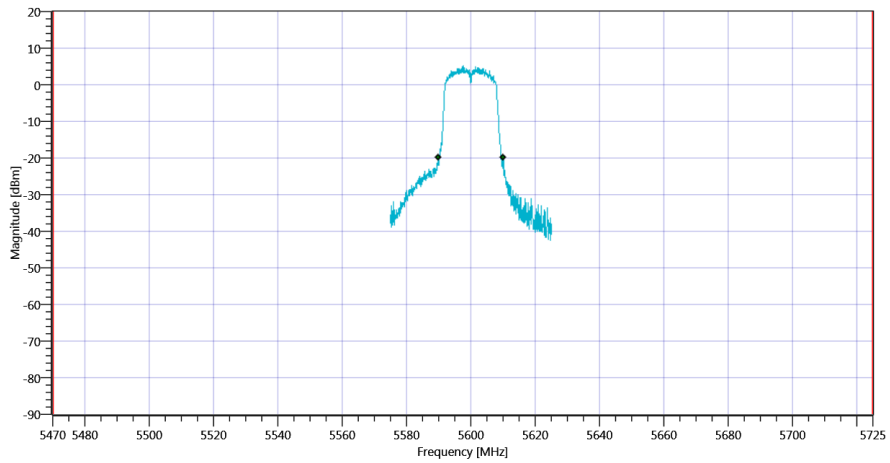
Plot_FCC Part 15.407 & ISED Bandwidths ~ WLAN5Gx a mode U-NII-2C_06112020_090858.png

RESULT

Test Description	Lower Limit	Upper Limit	Measured	Unit	Verdict
Bandwidth 26dB	---	---	20.25	MHz	INFO
T1 26dB	5470.000000	---	5589.8000	MHz	PASS since U-NII-3 is supported
T2 26dB	---	5725.000000	5610.0500	MHz	



Plot_FCC Part 15.407 & ISSED Bandwidths ~ WLAN5Gx a mode U-NII-2C 26dB_06112020_090903.png



Plot_FCC Part 15.407 & ISSED Bandwidths ~ WLAN5Gx a mode U-NII-2C_06112020_090906.png

TEST FINISHED

General Verdict

06.11.2020 09:09:07 / RT: 35 s

PASS

33. FCC Part 15.407 & ISED Bandwidths ~ WLAN5Gx a mode U-NII-2C

Test References	
TC Start	06.11.2020 09:11:51
Ambit Temp [°C] Humidity [rel%]	24.3 27
System Version	1.0.1.1
Test Specification	FCC Part 15.407 & ISET RSS-GEN
Test Method	26dB Bandwidth KDB789033 D02, C.1 / ISED RSS-GEN
Class / TC Version	TC_VM_FCC15407_Bandwidths_V01 Version: 0.0.1
My Description	FCC 15.407 Bandwidths - WLAN5Gx a mode U-NII-2C
Add. Information	

Test Parameter	
Technology to test	WLAN5Gx a mode U-NII-2C
Antenna Port used	1
Temperature	mid
Voltage	mid
Frequency low to test	False Freq [MHz] 5500
Frequency mid to test	False Freq [MHz] 5600
Frequency high to test	True Freq [MHz] 5700
Switched Path	IUT - SignalingUnit - SpectrumAnalyzer
Devices in use	SA: Rohde&Schwarz,FSV-40,1307.9002K40/101042,3.60

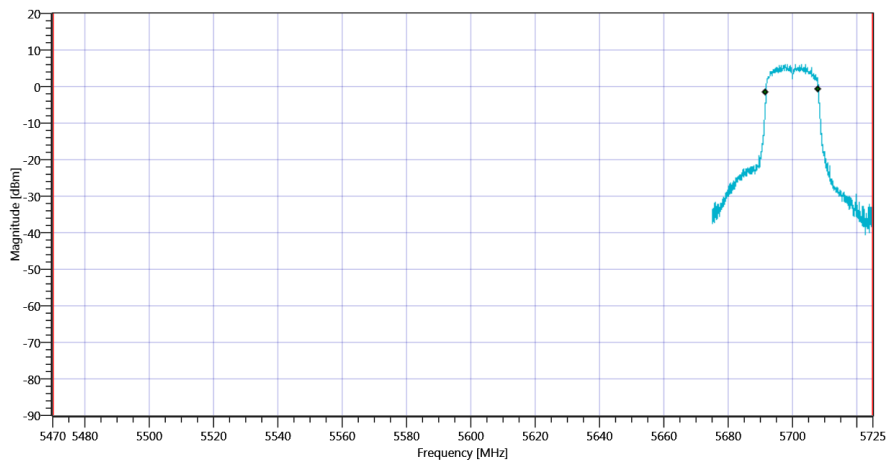
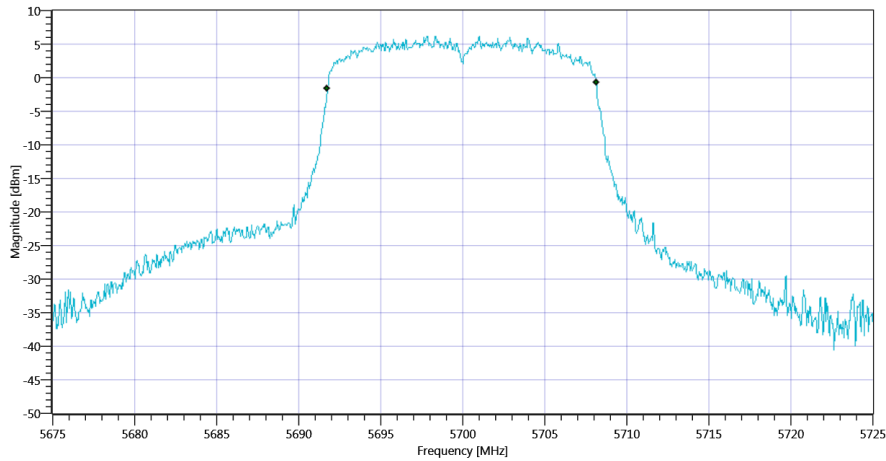
Test at TX 5700 MHz

READ SA SETTINGS:

RefLevel [dBm] RefLevelOffset [dB] InpAtt [dB]	18.55 19.15 15
Start [MHz] Stop [MHz]	5675.000 5725.000
RBW [MHz] VBW [MHz]	0.300000 1.000000
Detector TraceMode	POS MAXH
Sweep: Time [ms] Count Points per Section Type	1 2500 1001 SWE

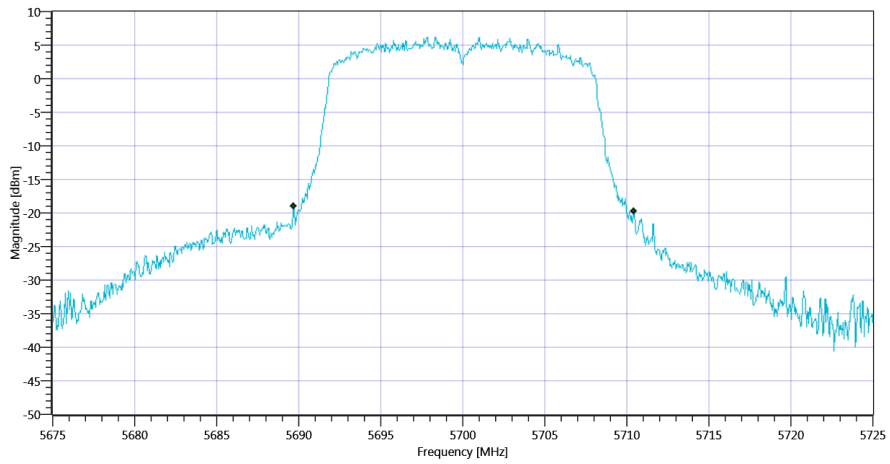
RESULT

Test Description	Lower Limit	Upper Limit	Measured	Unit	Verdict
Bandwidth 99%	---	---	16.384	MHz	INFO
T1 99%	5470.000000	---	5691.7582	MHz	PASS since U-NII-3 is supported
T2 99%	---	5725.000000	5708.1419	MHz	

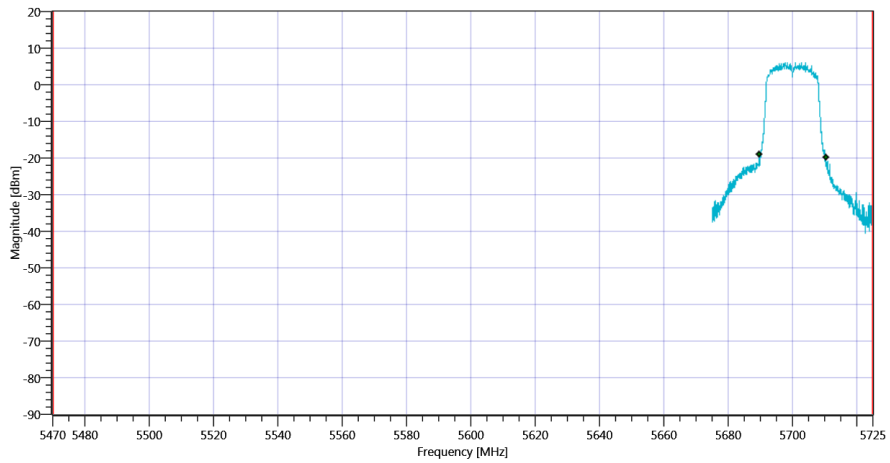


RESULT

Test Description	Lower Limit	Upper Limit	Measured	Unit	Verdict
Bandwidth 26dB	---	---	20.75	MHz	INFO
T1 26dB	5470.000000	---	5689.7000	MHz	PASS since U-NII-3 is supported
T2 26dB	---	5725.000000	5710.4500	MHz	



Plot_FCC Part 15.407 & ISSED Bandwidths ~ WLAN5Gx a mode U-NII-2C 26dB_06112020_091224.png



Plot_FCC Part 15.407 & ISSED Bandwidths ~ WLAN5Gx a mode U-NII-2C_06112020_091227.png

TEST FINISHED

General Verdict

06.11.2020 09:12:28 / RT: 36 s

PASS

34. FCC Part 15.407 & ISED Bandwidths ~ WLAN5Gx a mode U-NII-3

Test References	
TC Start	06.11.2020 09:15:58
Ambit Temp [°C] Humidity [rel%]	24.4 27
System Version	1.0.1.1
Test Specification	FCC Part 15.407 & ISET RSS-GEN
Test Method	26dB Bandwidth KDB789033 D02, C.1 / ISED RSS-GEN
Class / TC Version	TC_VM_FCC15407_Bandwidths_V01 Version: 0.0.1
My Description	FCC 15.407 Bandwidths - WLAN5Gx a mode U-NII-3
Add. Information	

Test Parameter	
Technology to test	WLAN5Gx a mode U-NII-3
Antenna Port used	1
Temperature	mid
Voltage	mid
Frequency low to test	True Freq [MHz] 5745
Frequency mid to test	False Freq [MHz] 5785
Frequency high to test	False Freq [MHz] 5825
Switched Path	IUT - SignalingUnit - SpectrumAnalyzer
Devices in use	SA: Rohde&Schwarz,FSV-40,1307.9002K40/101042,3.60

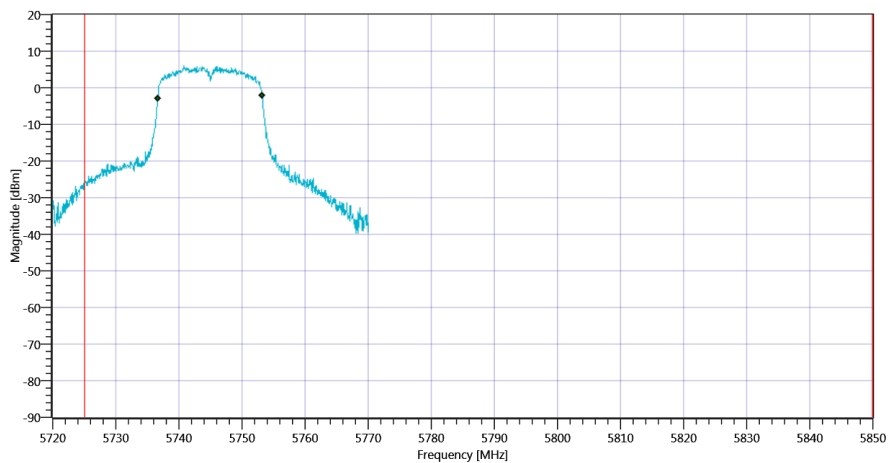
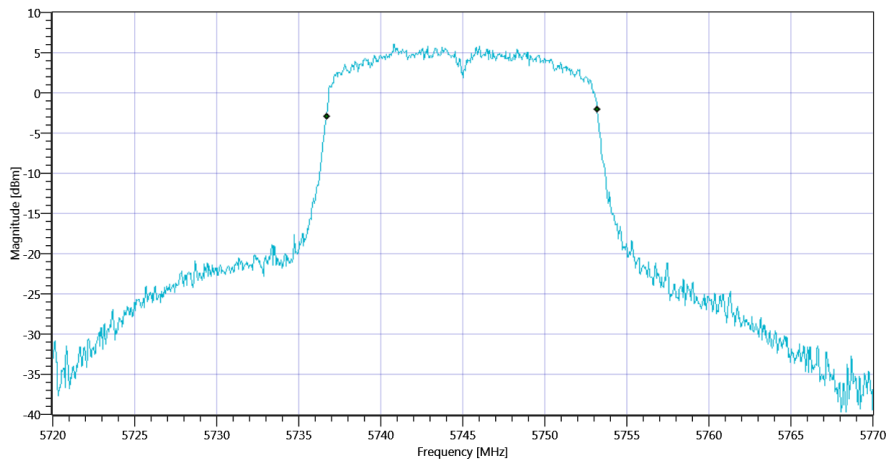
Test at TX 5745 MHz

READ SA SETTINGS:

RefLevel [dBm] RefLevelOffset [dB] InpAtt [dB]	18.59 18.79 15
Start [MHz] Stop [MHz]	5720.000 5770.000
RBW [MHz] VBW [MHz]	0.300000 1.000000
Detector TraceMode	POS MAXH
Sweep: Time [ms] Count Points per Section Type	1 2500 1001 SWE

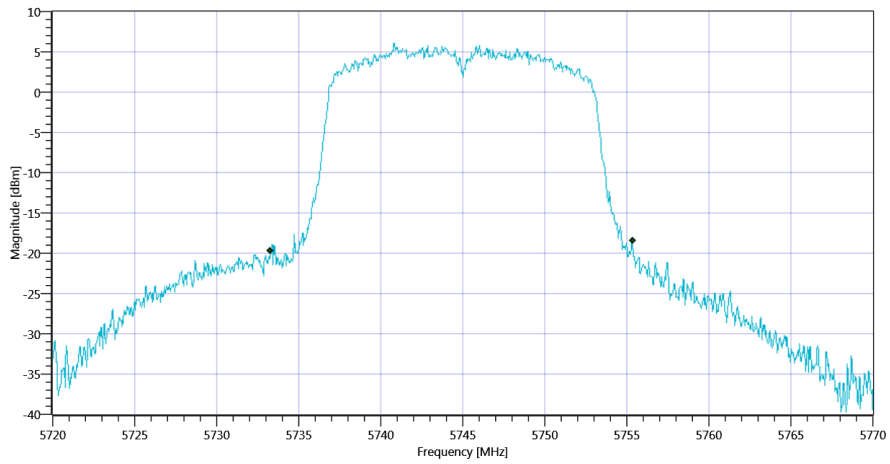
RESULT

Test Description	Lower Limit	Upper Limit	Measured	Unit	Verdict
Bandwidth 99%	---	---	16.484	MHz	INFO
T1 99%	5725.000000	---	5736.7083	MHz	PASS
T2 99%	---	5850.000000	5753.1918	MHz	PASS

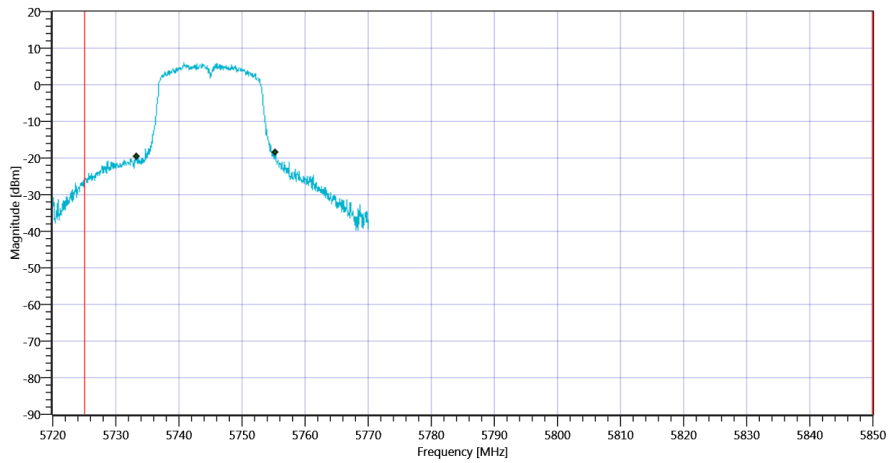


RESULT

Test Description	Lower Limit	Upper Limit	Measured	Unit	Verdict
Bandwidth 26dB	---	---	22.05	MHz	INFO
T1 26dB	5725.000000	---	5733.3000	MHz	PASS
T2 26dB	---	5850.000000	5755.3500	MHz	PASS



Plot_FCC Part 15.407 & ISED Bandwidths ~ WLAN5Gx a mode U-NII-3 26dB_06112020_091630.png



Plot_FCC Part 15.407 & ISED Bandwidths ~ WLAN5Gx a mode U-NII-3_06112020_091634.png

TEST FINISHED

General Verdict

06.11.2020 09:16:34 / RT: 36 s

PASS

35. FCC Part 15.407 & ISED Bandwidths ~ WLAN5Gx a mode U-NII-3

Test References	
TC Start	06.11.2020 09:20:48
Ambit Temp [°C] Humidity [rel%]	24.5 26
System Version	1.0.1.1
Test Specification	FCC Part 15.407 & ISET RSS-GEN
Test Method	26dB Bandwidth KDB789033 D02, C.1 / ISED RSS-GEN
Class / TC Version	TC_VM_FCC15407_Bandwidths_V01 Version: 0.0.1
My Description	FCC 15.407 Bandwidths - WLAN5Gx a mode U-NII-3
Add. Information	

Test Parameter	
Technology to test	WLAN5Gx a mode U-NII-3
Antenna Port used	1
Temperature	mid
Voltage	mid
Frequency low to test	False Freq [MHz] 5745
Frequency mid to test	True Freq [MHz] 5785
Frequency high to test	False Freq [MHz] 5825
Switched Path	IUT - SignalingUnit - SpectrumAnalyzer
Devices in use	SA: Rohde&Schwarz,FSV-40,1307.9002K40/101042,3.60

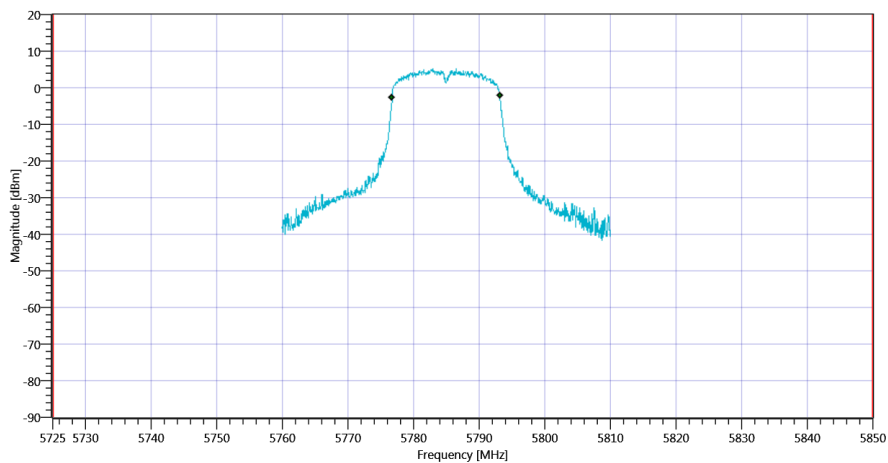
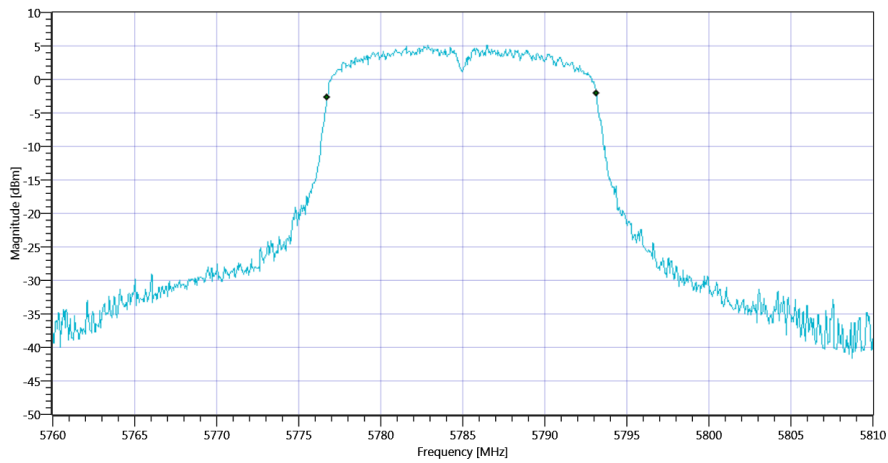
Test at TX 5785 MHz

READ SA SETTINGS:

RefLevel [dBm] RefLevelOffset [dB] InpAtt [dB]	17.94 18.77 15
Start [MHz] Stop [MHz]	5760.000 5810.000
RBW [MHz] VBW [MHz]	0.300000 1.000000
Detector TraceMode	POS MAXH
Sweep: Time [ms] Count Points per Section Type	1 2500 1001 SWE

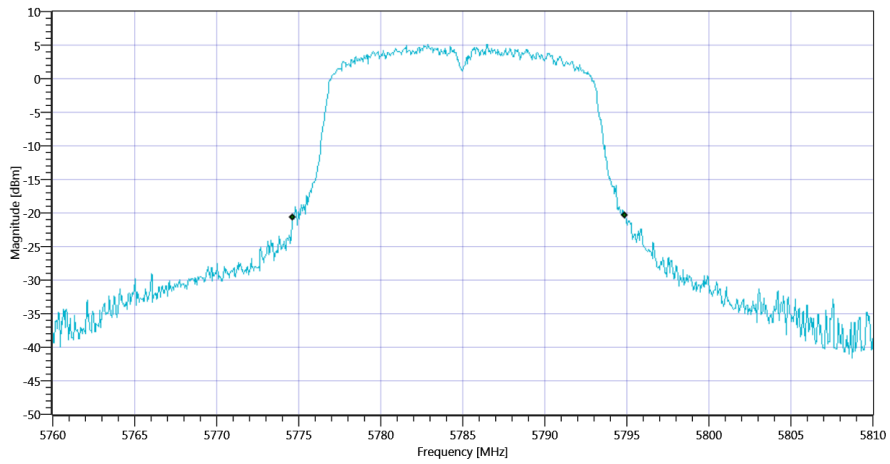
RESULT

Test Description	Lower Limit	Upper Limit	Measured	Unit	Verdict
Bandwidth 99%	---	---	16.384	MHz	INFO
T1 99%	5725.000000	---	5776.7582	MHz	PASS
T2 99%	---	5850.000000	5793.1419	MHz	PASS

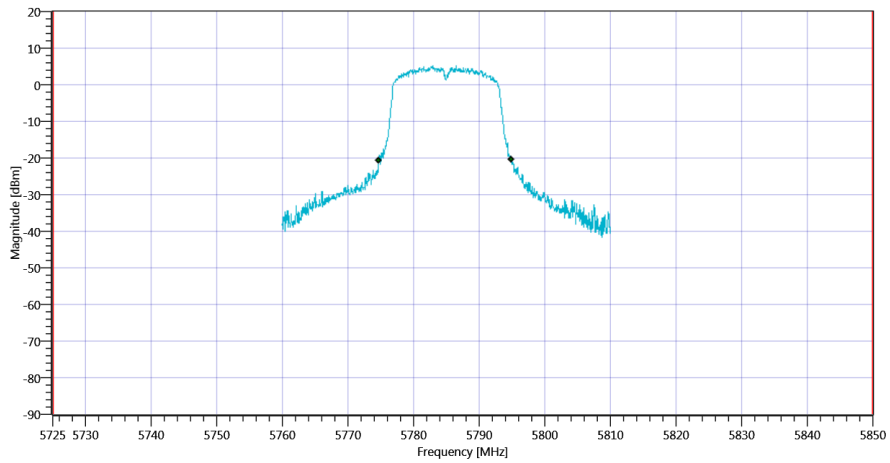


RESULT

Test Description	Lower Limit	Upper Limit	Measured	Unit	Verdict
Bandwidth 26dB	---	---	20.25	MHz	INFO
T1 26dB	5725.000000	---	5774.6500	MHz	PASS
T2 26dB	---	5850.000000	5794.9000	MHz	PASS



Plot_FCC Part 15.407 & ISED Bandwidths ~ WLAN5Gx a mode U-NII-3 26dB_06112020_092120.png



Plot_FCC Part 15.407 & ISED Bandwidths ~ WLAN5Gx a mode U-NII-3_06112020_092124.png

TEST FINISHED

General Verdict

06.11.2020 09:21:24 / RT: 36 s

PASS

36. FCC Part 15.407 & ISED Bandwidths ~ WLAN5Gx a mode U-NII-3

Test References	
TC Start	06.11.2020 09:25:48
Ambit Temp [°C] Humidity [rel%]	24.5 27
System Version	1.0.1.1
Test Specification	FCC Part 15.407 & ISET RSS-GEN
Test Method	26dB Bandwidth KDB789033 D02, C.1 / ISED RSS-GEN
Class / TC Version	TC_VM_FCC15407_Bandwidths_V01 Version: 0.0.1
My Description	FCC 15.407 Bandwidths - WLAN5Gx a mode U-NII-3
Add. Information	

Test Parameter	
Technology to test	WLAN5Gx a mode U-NII-3
Antenna Port used	1
Temperature	mid
Voltage	mid
Frequency low to test	False Freq [MHz] 5745
Frequency mid to test	False Freq [MHz] 5785
Frequency high to test	True Freq [MHz] 5825
Switched Path	IUT - SignalingUnit - SpectrumAnalyzer
Devices in use	SA: Rohde&Schwarz,FSV-40,1307.9002K40/101042,3.60

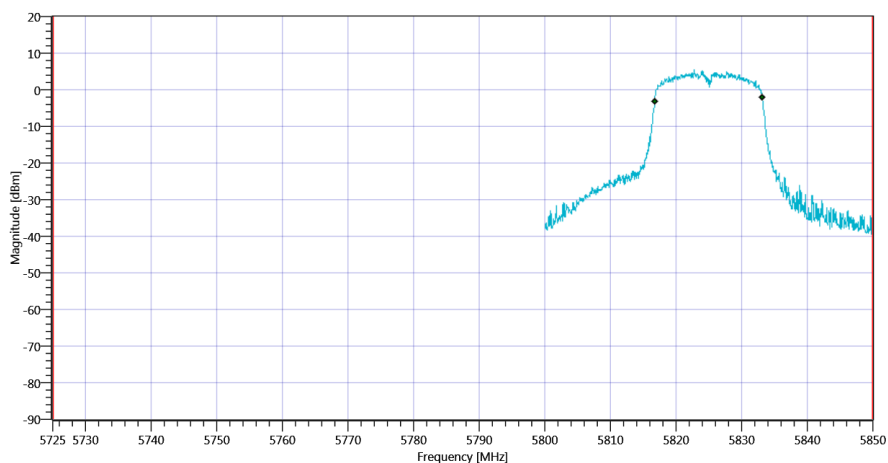
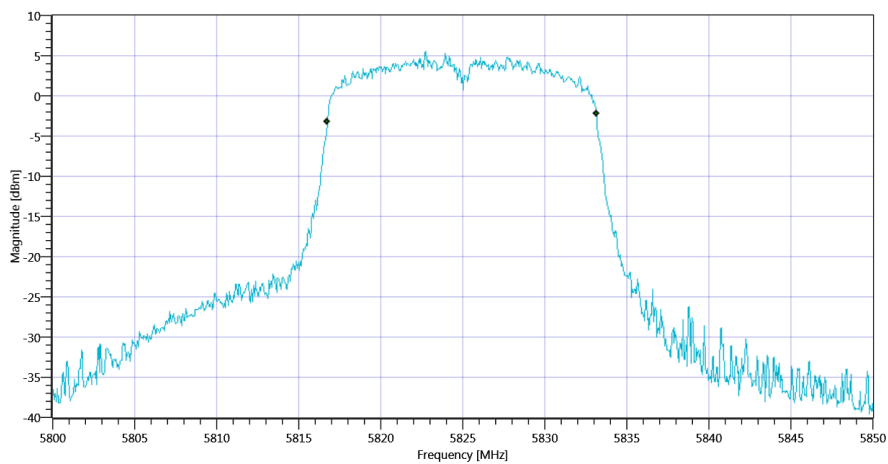
Test at TX 5825 MHz

READ SA SETTINGS:

RefLevel [dBm] RefLevelOffset [dB] InpAtt [dB]	17.32 19.08 15
Start [MHz] Stop [MHz]	5800.000 5850.000
RBW [MHz] VBW [MHz]	0.300000 1.000000
Detector TraceMode	POS MAXH
Sweep: Time [ms] Count Points per Section Type	1 2500 1001 SWE

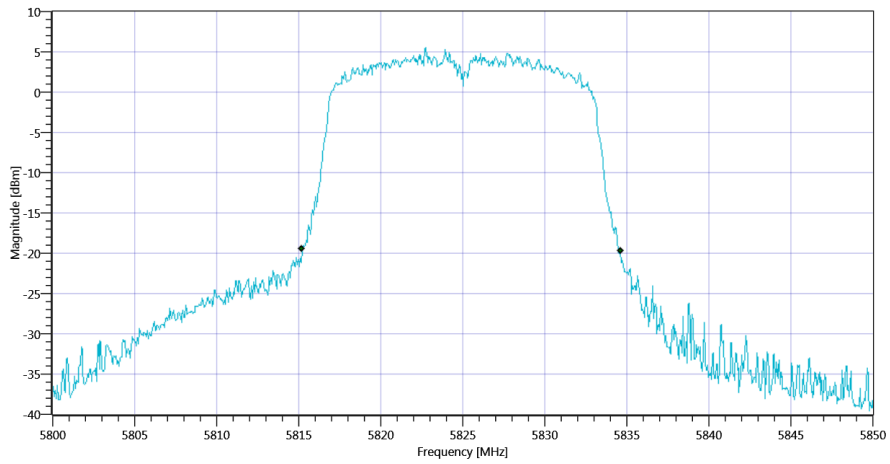
RESULT

Test Description	Lower Limit	Upper Limit	Measured	Unit	Verdict
Bandwidth 99%	---	---	16.384	MHz	INFO
T1 99%	5725.000000	---	5816.7582	MHz	PASS
T2 99%	---	5850.000000	5833.1419	MHz	PASS

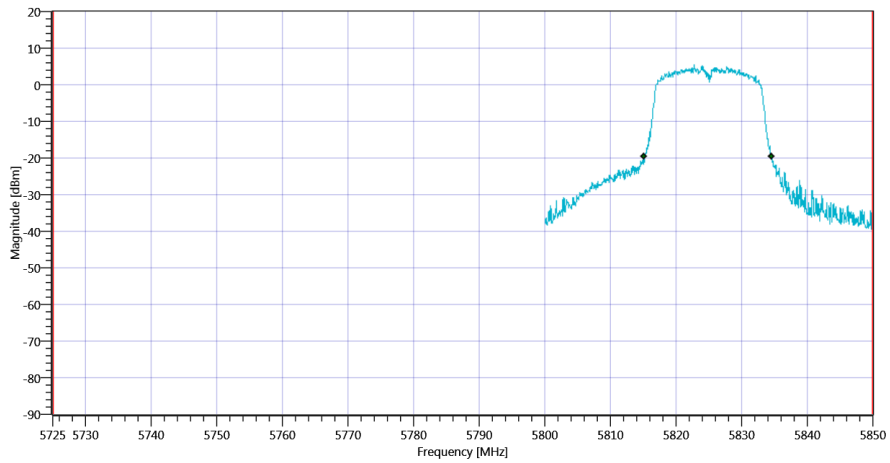


RESULT

Test Description	Lower Limit	Upper Limit	Measured	Unit	Verdict
Bandwidth 26dB	---	---	19.4	MHz	INFO
T1 26dB	5725.000000	---	5815.2000	MHz	PASS
T2 26dB	---	5850.000000	5834.6000	MHz	PASS



Plot_FCC Part 15.407 & ISSED Bandwidths ~ WLAN5Gx a mode U-NII-3 26dB_06112020_092626.png



Plot_FCC Part 15.407 & ISSED Bandwidths ~ WLAN5Gx a mode U-NII-3_06112020_092630.png

TEST FINISHED

General Verdict

06.11.2020 09:26:31 / RT: 42 s

PASS

37. FCC Part 15.407 & ISED Minimum Emission BW ~ WLAN5Gx a mode U-NII-3

Test References	
TC Start	06.11.2020 09:16:39
Ambit Temp [°C] Humidity [rel%]	24.4 27
System Version	1.0.1.1
Test Specification	FCC Part 15.407
Test Method	KDB789033 D02, C.2.
Class / TC Version	TC_VM_FCC15407_Min_Emission_BW_V01 Version: 0.0.1
My Description	FCC 15.407 Min Emission Bandwidth - WLAN5Gx a mode U-NII-3
Add. Information	

Test Parameter	
Technology to test	WLAN5Gx a mode U-NII-3
Antenna Port used	1
Temperature	mid
Voltage	mid
Frequency low to test	True Freq [MHz] 5745
Frequency mid to test	False Freq [MHz] 5785
Frequency high to test	False Freq [MHz] 5825
Switched Path	IUT - SignalingUnit - SpectrumAnalyzer
Devices in use	SA: Rohde&Schwarz,FSV-40,1307.9002K40/101042,3.60

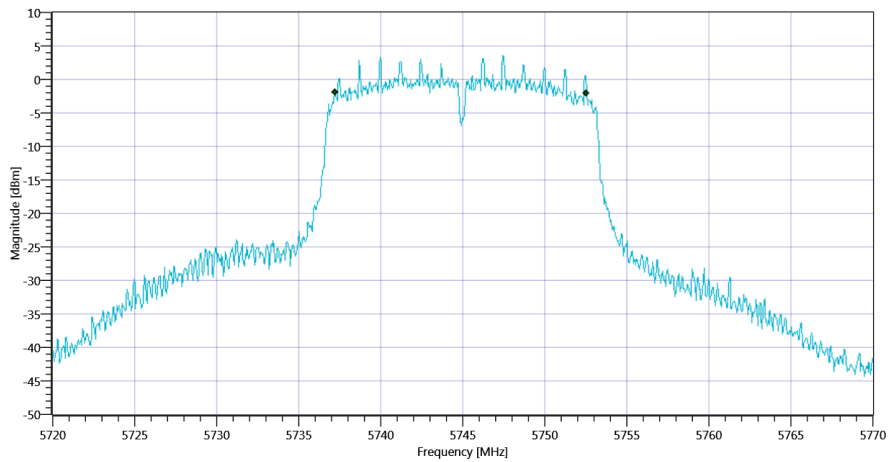
Test at TX 5745 MHz

READ SA SETTINGS:

RefLevel [dBm] RefLevelOffset [dB] InpAtt [dB]	23.16 18.79 20
Start [MHz] Stop [MHz]	5720.000 5770.000
RBW [MHz] VBW [MHz]	0.100000 0.300000
Detector TraceMode	POS MAXH
Sweep: Time [ms] Count Points per Section Type	2 1500 1001 SWE

RESULT

Test Description	Lower Limit	Upper Limit	Measured	Unit	Verdict
Bandwidth (6dB)	0.500	--	15.35	MHz	PASS



Plot_FCC Part 15.407 & ISSED Minimum Emission BW ~ WLAN5Gx a mode U-NII-3_06112020_091719.png

TEST FINISHED

General Verdict	06.11.2020 09:17:19 / RT: 40 s	PASS
-----------------	--------------------------------	------

38. FCC Part 15.407 & ISED Minimum Emission BW ~ WLAN5Gx a mode U-NII-3

Test References	
TC Start	06.11.2020 09:21:29
Ambit Temp [°C] Humidity [rel%]	24.5 26
System Version	1.0.1.1
Test Specification	FCC Part 15.407
Test Method	KDB789033 D02, C.2.
Class / TC Version	TC_VM_FCC15407_Min_Emission_BW_V01 Version: 0.0.1
My Description	FCC 15.407 Min Emission Bandwidth - WLAN5Gx a mode U-NII-3
Add. Information	

Test Parameter	
Technology to test	WLAN5Gx a mode U-NII-3
Antenna Port used	1
Temperature	mid
Voltage	mid
Frequency low to test	False Freq [MHz] 5745
Frequency mid to test	True Freq [MHz] 5785
Frequency high to test	False Freq [MHz] 5825
Switched Path	IUT - SignalingUnit - SpectrumAnalyzer
Devices in use	SA: Rohde&Schwarz,FSV-40,1307.9002K40/101042,3.60

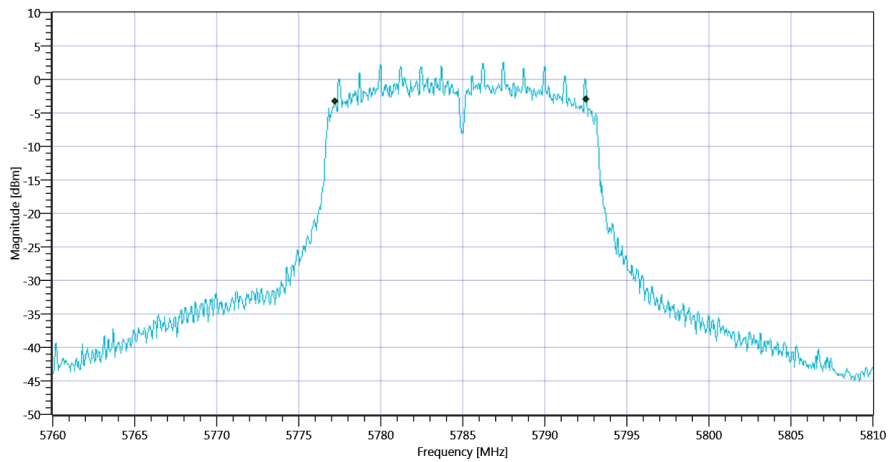
Test at TX 5785 MHz

READ SA SETTINGS:

RefLevel [dBm] RefLevelOffset [dB] InpAtt [dB]	21.73 18.77 20
Start [MHz] Stop [MHz]	5760.000 5810.000
RBW [MHz] VBW [MHz]	0.100000 0.300000
Detector TraceMode	POS MAXH
Sweep: Time [ms] Count Points per Section Type	2 1500 1001 SWE

RESULT

Test Description	Lower Limit	Upper Limit	Measured	Unit	Verdict
Bandwidth (6dB)	0.500	--	15.35	MHz	PASS



Plot_FCC Part 15.407 & ISSED Minimum Emission BW ~ WLAN5Gx a mode U-NII-3_06112020_092214.png

TEST FINISHED

General Verdict	06.11.2020 09:22:15 / RT: 45 s	PASS
-----------------	--------------------------------	------

39. FCC Part 15.407 & ISED Minimum Emission BW ~ WLAN5Gx a mode U-NII-3

Test References	
TC Start	06.11.2020 09:26:35
Ambit Temp [°C] Humidity [rel%]	24.5 26
System Version	1.0.1.1
Test Specification	FCC Part 15.407
Test Method	KDB789033 D02, C.2.
Class / TC Version	TC_VM_FCC15407_Min_Emission_BW_V01 Version: 0.0.1
My Description	FCC 15.407 Min Emission Bandwidth - WLAN5Gx a mode U-NII-3
Add. Information	

Test Parameter	
Technology to test	WLAN5Gx a mode U-NII-3
Antenna Port used	1
Temperature	mid
Voltage	mid
Frequency low to test	False Freq [MHz] 5745
Frequency mid to test	False Freq [MHz] 5785
Frequency high to test	True Freq [MHz] 5825
Switched Path	IUT - SignalingUnit - SpectrumAnalyzer
Devices in use	SA: Rohde&Schwarz,FSV-40,1307.9002K40/101042,3.60

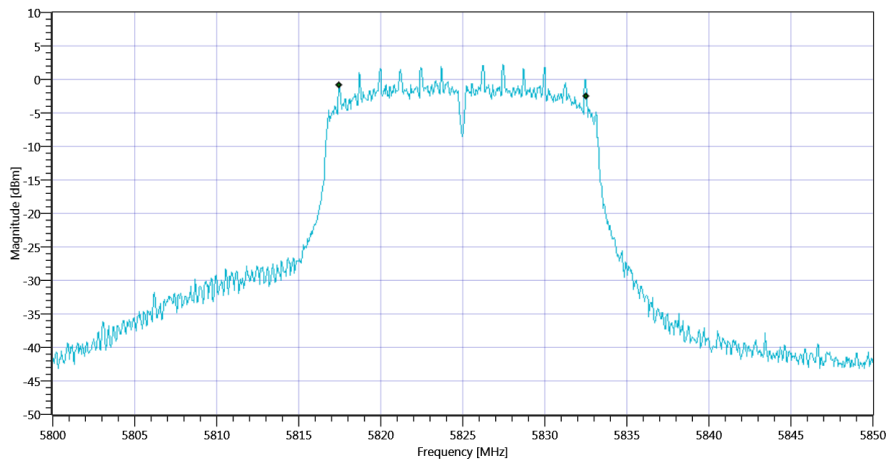
Test at TX 5825 MHz

READ SA SETTINGS:

RefLevel [dBm] RefLevelOffset [dB] InpAtt [dB]	21.64 19.08 20
Start [MHz] Stop [MHz]	5800.000 5850.000
RBW [MHz] VBW [MHz]	0.100000 0.300000
Detector TraceMode	POS MAXH
Sweep: Time [ms] Count Points per Section Type	2 1500 1001 SWE

RESULT

Test Description	Lower Limit	Upper Limit	Measured	Unit	Verdict
Bandwidth (6dB)	0.500	--	15.1	MHz	PASS



Plot_FCC Part 15.407 & ISSED Minimum Emission BW ~ WLAN5Gx a mode U-NII-3_06112020_092709.png

TEST FINISHED

General Verdict	06.11.2020 09:27:09 / RT: 33 s	PASS
-----------------	--------------------------------	------

- END OF DOCUMENT -