

Testing was performed using the mode(s) of operation and configuration(s) noted within the report. The individuals and/or the organization requesting the test provided the modes, configurations and settings used to complete the evaluation. The actual test parameters are specified in the test data, this includes items such as investigated frequency range (scanned) and test levels. The testing methods and performance specifications, as well as the test site used for the evaluation are indicated in the test data. The test data represents the configuration / operating mode/ model that produced the highest emission levels as compared to the specification limit.

CHANNELS OF OPERATION

Ch. 1, 2412MHz

Ch. 11, 2462MHz

MODES OF OPERATION

1 Mbps

6 Mbps

36 Mbps

54 Mbps

MCS0

MCS7

POWER SETTINGS INVESTIGATED

5 VDC

CONFIGURATIONS INVESTIGATED

ETHE0009 - 7

FREQUENCY RANGE INVESTIGATED

Start Frequency 30 MHz

Stop Frequency

26 GHz

SAMPLE CALCULATIONS

Radiated Emissions: Field Strength = Measured Level + Antenna Factor + Cable Factor - Amplifier Gain + Distance Adjustment Factor + External Attenuation

TEST EQUIPMENT

Description	Manufacturer	Model	ID	Last Cal.	Interval (mo)
HP Filter	Micro-Tronics	HPM50111	HFO	7/6/2013	24 mo
Attenuator - 20dB, HF (1000MHz - 18000MHz)	Coaxicom	3910-20	AXZ	6/19/2014	12 mo
Cable	ESM Cable Corp.	KMKM-72	EVY	9/10/2013	14 mo
Pre-Amplifier	Miteq	AMF-6F-18002650-25-10P	AVU	9/10/2013	14 mo
Antenna, Horn	ETS Lindgren	3160-09	AIV	NCR	0 mo
Pre-Amplifier	Miteq	AMF-6F-12001800-30-10P	AVD	2/18/2014	12 mo
EV01 Cables	N/A	Standard Gain Horns Cables	EVF	2/18/2014	12 mo
Pre-Amplifier	Miteq	AMF-6F-08001200-30-10P	AVC	2/18/2014	12 mo
Antenna, Horn	ETS	3160-08	AHV	NCR	0 mo
Antenna, Horn	ETS	3160-07	AHU	NCR	0 mo
EV01 Cables	N/A	Double Ridge Horn Cables	EVB	8/26/2014	12 mo
Pre-Amplifier	Miteq	AMF-3D-00100800-32-13P	PAG	8/26/2014	12 mo
Antenna, Horn	ETS	3115	AIZ	1/24/2014	24 mo
EV01 Cables	N/A	Bilog Cables	EVA	2/18/2014	12 mo
Pre-Amplifier	Miteq	AM-1616-1000	AOL	2/18/2014	12 mo
Antenna, Biconilog	EMCO	3141	AXE	8/29/2014	36 mo

MEASUREMENT BANDWIDTHS

Frequency Range (MHz)	Peak Data (kHz)	Quasi-Peak Data (kHz)	Average Data (kHz)
0.01 - 0.15	1.0	0.2	0.2
0.15 - 30.0	10.0	9.0	9.0
30.0 - 1000	100.0	120.0	120.0
Above 1000	1000.0	N/A	1000.0

TEST DESCRIPTION

The highest gain of each type of antenna to be used with the EUT was tested. The EUT was configured for low, mid, and high band transmit frequencies. For each configuration, the spectrum was scanned throughout the specified range. In addition, measurements were made in the restricted bands to verify compliance. While scanning, emissions from the EUT were maximized by rotating the EUT on a turntable, adjusting the position of the EUT and the EUT antenna in three orthogonal axis, and adjusting measurement antenna height and polarization. A preamp and high pass filter were used for this test in order to provide sufficient measurement sensitivity.



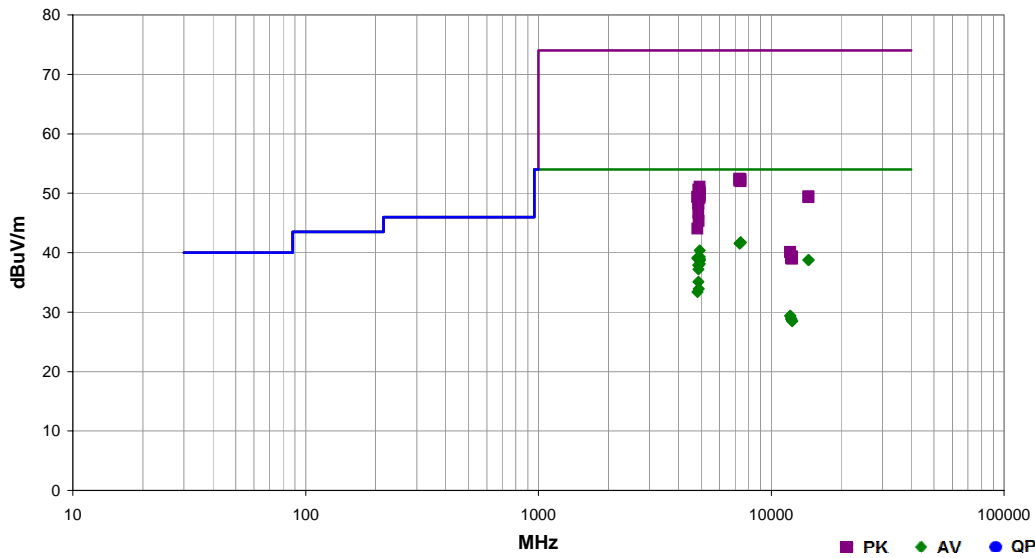
SPURIOUS RADIATED EMISSIONS

PSA-ESCI 2014.09.10
EmiR5 2014.07.09

Work Order:	ETHE0009	Date:	09/22/14	
Project:	None	Temperature:	23.9 °C	
Job Site:	EV01	Humidity:	43% RH	
Serial Number:	00409D 7C03CE	Barometric Pres.:	1015 mbar	
EUT:	ConnectCore i.MX6 WiFi/Bluetooth			
Configuration:	7			
Customer:	Etherios Design Solutions			
Attendees:	None			
EUT Power:	5 VDC			
Operating Mode:	Continuous tx.			
Deviations:	None			
Comments:	Reference data comments for channel, modulation and EUT reorientation.			

Test Specifications	Test Method
FCC 15.247:2014	ANSI C63.10:2009

Run #	48	Test Distance (m)	3	Antenna Height(s)	1 to 4(m)	Results	Pass
--------------	----	--------------------------	---	--------------------------	-----------	----------------	------




Freq (MHz)	Amplitude (dBuV)	Factor (dB)	Antenna Height (meters)	Azimuth (degrees)	Test Distance (meters)	External Attenuation (dB)	Polarity/Transducer Type	Detector	Distance Adjustment (dB)	Adjusted (dBuV/m)	Spec. Limit (dBuV/m)	Compared to Spec. (dB)	Comments
7387.750	27.9	13.8	1.0	0.0	3.0	0.0	Horz	AV	0.0	41.7	54.0	-12.3	High Ch. 11, 2462MHz, 1Mbps, PL=15, EUT Horz
7385.192	27.9	13.8	1.5	91.0	3.0	0.0	Vert	AV	0.0	41.7	54.0	-12.3	High Ch. 11, 2462MHz, 1Mbps, PL=15, EUT On Side
7313.208	28.2	13.4	1.0	330.0	3.0	0.0	Vert	AV	0.0	41.6	54.0	-12.4	Mid Ch. 6, 2437MHz, 1Mbps, PL=15, EUT On Side
7312.742	28.2	13.4	1.0	259.0	3.0	0.0	Horz	AV	0.0	41.6	54.0	-12.4	Mid Ch. 6, 2437MHz, 1Mbps, PL=15, EUT Horz
4923.992	35.3	5.1	1.0	160.0	3.0	0.0	Horz	AV	0.0	40.4	54.0	-13.6	High Ch. 11, 2462MHz, 1Mbps, PL=15, EUT Horz
4923.983	34.2	5.1	1.0	114.0	3.0	0.0	Vert	AV	0.0	39.3	54.0	-14.7	High Ch. 11, 2462MHz, 1Mbps, PL=15, EUT On Side
4823.892	34.4	4.8	1.0	93.0	3.0	0.0	Horz	AV	0.0	39.2	54.0	-14.8	Low Ch. 1, 2412MHz, 1Mbps, PL=15, EUT Horz
4874.033	34.2	4.9	1.0	156.0	3.0	0.0	Horz	AV	0.0	39.1	54.0	-14.9	Mid Ch. 6, 2437MHz, 1Mbps, PL=15, EUT Horz
4823.708	34.3	4.8	1.0	163.0	3.0	0.0	Vert	AV	0.0	39.1	54.0	-14.9	Low Ch. 1, 2412MHz, 1Mbps, PL=15, EUT On Side
4924.075	33.9	5.1	1.0	162.0	3.0	0.0	Horz	AV	0.0	39.0	54.0	-15.0	High Ch. 11, 2462MHz, 1Mbps, PL=15, EUT Horz
4924.192	33.7	5.1	1.0	162.0	3.0	0.0	Horz	AV	0.0	38.8	54.0	-15.2	High Ch. 11, 2462MHz, MCS0, PL=15, EUT Horz
14462.250	27.8	11.0	1.0	0.0	3.0	0.0	Vert	AV	0.0	38.8	54.0	-15.2	Low Ch. 1, 2412MHz, 1Mbps, PL=15, EUT On Side
14460.380	27.8	11.0	1.0	40.0	3.0	0.0	Horz	AV	0.0	38.8	54.0	-15.2	Low Ch. 1, 2412MHz, 1Mbps, PL=15, EUT Horz
4924.142	33.6	5.1	1.0	162.0	3.0	0.0	Horz	AV	0.0	38.7	54.0	-15.3	High Ch. 11, 2462MHz, MCS7, PL=15, EUT Horz
4924.092	33.6	5.1	1.0	162.0	3.0	0.0	Horz	AV	0.0	38.7	54.0	-15.3	High Ch. 11, 2462MHz, 54Mbps, PL=15, EUT Horz
4924.083	33.0	5.1	1.0	163.0	3.0	0.0	Horz	AV	0.0	38.1	54.0	-15.9	High Ch. 11, 2462MHz, 36Mbps, PL=15, EUT Horz
4874.175	33.0	4.9	1.0	53.0	3.0	0.0	Vert	AV	0.0	37.9	54.0	-16.1	Mid Ch. 6, 2437MHz, 1Mbps, PL=15, EUT On Side
4874.125	33.0	4.9	1.0	166.0	3.0	0.0	Horz	AV	0.0	37.9	54.0	-16.1	Mid Ch. 6, 2437MHz, 1Mbps, PL=15, EUT Vert
4874.050	32.3	4.9	1.0	326.0	3.0	0.0	Horz	AV	0.0	37.2	54.0	-16.8	Mid Ch. 6, 2437MHz, 1Mbps, PL=15, EUT On Side
4874.025	30.2	4.9	2.8	91.0	3.0	0.0	Vert	AV	0.0	35.1	54.0	-18.9	Mid Ch. 6, 2437MHz, 1Mbps, PL=15, EUT Horz
4875.283	29.0	4.9	1.0	329.0	3.0	0.0	Vert	AV	0.0	33.9	54.0	-20.1	Mid Ch. 6, 2437MHz, 1Mbps, PL=15, EUT Vert
4825.275	28.6	4.8	1.0	13.0	3.0	0.0	Horz	AV	0.0	33.4	54.0	-20.6	High Ch. 11, 2462MHz, 6Mbps, PL=15, EUT Horz
7308.825	39.1	13.3	1.0	330.0	3.0	0.0	Vert	PK	0.0	52.4	74.0	-21.6	Mid Ch. 6, 2437MHz, 1Mbps, PL=15, EUT On Side
7384.808	38.6	13.8	1.0	0.0	3.0	0.0	Horz	PK	0.0	52.4	74.0	-21.6	High Ch. 11, 2462MHz, 1Mbps, PL=15, EUT Horz
7309.392	38.8	13.3	1.0	259.0	3.0	0.0	Horz	PK	0.0	52.1	74.0	-21.9	Mid Ch. 6, 2437MHz, 1Mbps, PL=15, EUT Horz
7387.658	38.2	13.8	1.5	91.0	3.0	0.0	Vert	PK	0.0	52.0	74.0	-22.0	High Ch. 11, 2462MHz, 1Mbps, PL=15, EUT On Side
4926.342	46.0	5.1	1.0	160.0	3.0	0.0	Horz	PK	0.0	51.1	74.0	-22.9	High Ch. 11, 2462MHz, 1Mbps, PL=15, EUT Horz
4874.183	45.7	4.9	1.0	156.0	3.0	0.0	Horz	PK	0.0	50.6	74.0	-23.4	Mid Ch. 6, 2437MHz, 1Mbps, PL=15, EUT Vert
4923.758	45.3	5.1	1.0	162.0	3.0	0.0	Horz	PK	0.0	50.4	74.0	-23.6	High Ch. 11, 2462MHz, 11Mbps, PL=15, EUT Horz
4923.933	45.0	5.1	1.0	114.0	3.0	0.0	Vert	PK	0.0	50.1	74.0	-23.9	High Ch. 11, 2462MHz, 1Mbps, PL=15, EUT On Side
4924.083	44.8	5.1	1.0	163.0	3.0	0.0	Horz	PK	0.0	49.9	74.0	-24.1	High Ch. 11, 2462MHz, 36Mbps, PL=15, EUT Horz
4923.967	44.6	5.1	1.0	162.0	3.0	0.0	Horz	PK	0.0	49.7	74.0	-24.3	High Ch. 11, 2462MHz, MCS0, PL=15, EUT Horz
4926.200	44.4	5.1	1.0	162.0	3.0	0.0	Horz	PK	0.0	49.5	74.0	-24.5	High Ch. 11, 2462MHz, 54Mbps, PL=15, EUT Horz
14474.670	38.5	11.0	1.0	40.0	3.0	0.0	Horz	PK	0.0	49.5	74.0	-24.5	Low Ch. 1, 2412MHz, 1Mbps, PL=15, EUT Horz
12059.500	31.3	-1.9	1.0	270.0	3.0	0.0	Horz	AV	0.0	29.4	54.0	-24.6	Low Ch. 1, 2412MHz, 1Mbps, PL=15, EUT Horz
4825.750	44.6	4.8	1.0	93.0	3.0	0.0	Horz	PK	0.0	49.4	74.0	-24.6	Low Ch. 1, 2412MHz, 1Mbps, PL=15, EUT Horz

Freq (MHz)	Amplitude (dBuV)	Factor (dB)	Antenna Height (meters)	Azimuth (degrees)	Test Distance (meters)	External Attenuation (dB)	Polarity/ Transducer Type	Detector	Distance Adjustment (dB)	Adjusted (dBuV/m)	Spec. Limit (dBuV/m)	Compared to Spec. (dB)	Comments
4823.900	44.6	4.8	1.0	163.0	3.0	0.0	Vert	PK	0.0	49.4	74.0	-24.6	Low Ch. 1, 2412MHz, 1Mbps, PL=15, EUT On Side
12059.580	31.2	-1.9	1.0	330.0	3.0	0.0	Vert	AV	0.0	29.3	54.0	-24.7	Low Ch. 1, 2412MHz, 1Mbps, PL=15, EUT On Side
14472.750	38.3	11.0	1.0	0.0	3.0	0.0	Vert	PK	0.0	49.3	74.0	-24.7	Low Ch. 1, 2412MHz, 1Mbps, PL=15, EUT On Side
4924.392	44.1	5.1	1.0	162.0	3.0	0.0	Horz	PK	0.0	49.2	74.0	-24.8	High Ch. 11, 2462MHz, MCS7, PL=15, EUT Horz
4874.383	44.1	4.9	1.0	53.0	3.0	0.0	Vert	PK	0.0	49.0	74.0	-25.0	Mid Ch. 6, 2437MHz, 1Mbps, PL=15, EUT On Side
12183.600	30.1	-1.2	2.6	176.0	3.0	0.0	Vert	AV	0.0	28.9	54.0	-25.1	Mid Ch. 6, 2437MHz, 1Mbps, PL=15, EUT On Side
12183.770	30.0	-1.2	1.0	53.0	3.0	0.0	Horz	AV	0.0	28.8	54.0	-25.2	Mid Ch. 6, 2437MHz, 1Mbps, PL=15, EUT Horz
12310.470	29.4	-0.8	2.5	119.0	3.0	0.0	Vert	AV	0.0	28.6	54.0	-25.4	High Ch. 11, 2462MHz, 1Mbps, PL=15, EUT On Side
12308.760	29.3	-0.8	1.0	97.0	3.0	0.0	Horz	AV	0.0	28.5	54.0	-25.5	High Ch. 11, 2462MHz, 1Mbps, PL=15, EUT Horz
4874.008	43.4	4.9	1.0	326.0	3.0	0.0	Horz	PK	0.0	48.3	74.0	-25.7	Mid Ch. 6, 2437MHz, 1Mbps, PL=15, EUT On Side
4874.600	43.3	4.9	1.0	166.0	3.0	0.0	Horz	PK	0.0	48.2	74.0	-25.8	Mid Ch. 6, 2437MHz, 1Mbps, PL=15, EUT Vert
4873.817	41.8	4.9	2.8	91.0	3.0	0.0	Vert	PK	0.0	46.7	74.0	-27.3	Mid Ch. 6, 2437MHz, 1Mbps, PL=15, EUT Horz
4875.258	40.4	4.9	1.0	329.0	3.0	0.0	Vert	PK	0.0	45.3	74.0	-28.7	Mid Ch. 6, 2437MHz, 1Mbps, PL=15, EUT Vert
4825.675	39.3	4.8	1.0	13.0	3.0	0.0	Horz	PK	0.0	44.1	74.0	-29.9	High Ch. 11, 2462MHz, 6Mbps, PL=15, EUT Horz
12061.820	42.0	-1.9	1.0	330.0	3.0	0.0	Vert	PK	0.0	40.1	74.0	-33.9	Low Ch. 1, 2412MHz, 1Mbps, PL=15, EUT On Side
12057.930	42.0	-1.9	1.0	270.0	3.0	0.0	Horz	PK	0.0	40.1	74.0	-33.9	Low Ch. 1, 2412MHz, 1Mbps, PL=15, EUT Horz
12310.170	40.2	-0.8	2.5	119.0	3.0	0.0	Vert	PK	0.0	39.4	74.0	-34.6	High Ch. 11, 2462MHz, 1Mbps, PL=15, EUT On Side
12184.120	40.5	-1.2	1.0	53.0	3.0	0.0	Horz	PK	0.0	39.3	74.0	-34.7	Mid Ch. 6, 2437MHz, 1Mbps, PL=15, EUT Horz
12182.940	40.2	-1.2	2.6	176.0	3.0	0.0	Vert	PK	0.0	39.0	74.0	-35.0	Mid Ch. 6, 2437MHz, 1Mbps, PL=15, EUT On Side
12310.130	39.8	-0.8	1.0	97.0	3.0	0.0	Horz	PK	0.0	39.0	74.0	-35.0	High Ch. 11, 2462MHz, 1Mbps, PL=15, EUT Horz



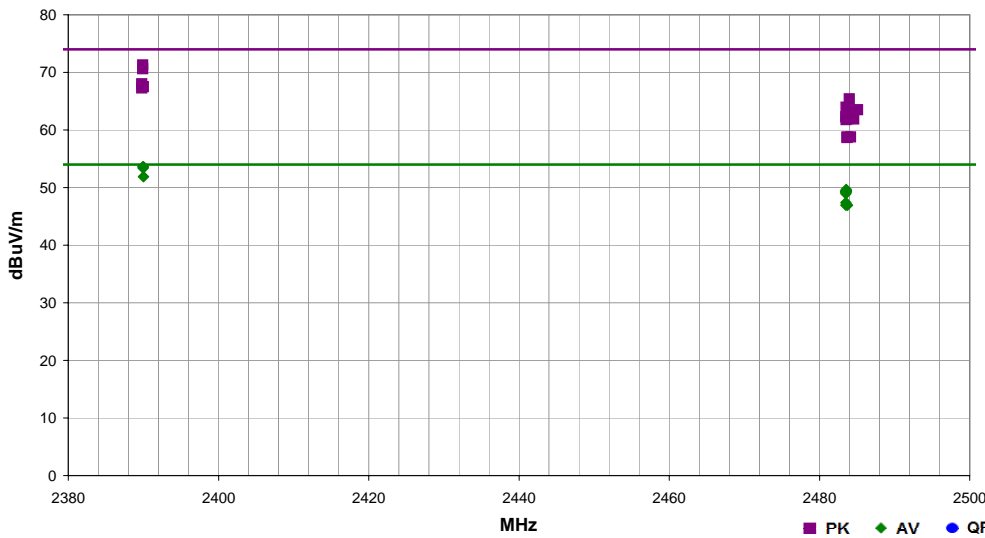
SPURIOUS RADIATED EMISSIONS

PSA-ESCI 2014.06.19
EmiR5 2014.07.09

Work Order:	ETHE0009	Date:	09/18/14	
Project:	None	Temperature:	23.4 °C	
Job Site:	EV01	Humidity:	47% RH	
Serial Number:	00409D 7C03CE	Barometric Pres.:	1012 mbar	
EUT:	ConnectCore i.MX6 WiFi/Bluetooth			
Configuration:	7			
Customer:	Etherios Design Solutions			
Attendees:	None			
EUT Power:	5 VDC			
Operating Mode:	Continuous tx. Power level set to 15.			
Deviations:	None			
Comments:	Reference data comments for channel, modulation and EUT orientation.			

Test Specifications	Test Method
FCC 15.247:2014	ANSI C63.10:2009

Run #	12	Test Distance (m)	3	Antenna Height(s)	1 to 4(m)	Results	Pass
-------	----	-------------------	---	-------------------	-----------	---------	------



Freq (MHz)	Amplitude (dBuV)	Factor (dB)	Antenna Height (meters)	Azimuth (degrees)	Test Distance (meters)	External Attenuation (dB)	Polarity/Transducer Type	Detector	Distance Adjustment (dB)	Adjusted (dBuV/m)	Spec. Limit (dBuV/m)	Compared to Spec. (dB)	Comments
2389.937	39.4	-5.8	1.0	248.0	3.0	20.0	Vert	AV	0.0	53.6	54.0	-0.4	Low Ch. 1, 2412MHz, MCS0, EUT On Side
2389.997	39.4	-5.8	1.0	248.0	3.0	20.0	Vert	AV	0.0	53.6	54.0	-0.4	Low Ch. 1, 2412MHz, 6Mbps, EUT On Side
2389.967	39.2	-5.8	1.0	248.0	3.0	20.0	Vert	AV	0.0	53.4	54.0	-0.6	Low Ch. 1, 2412MHz, 1Mbps, EUT On Side
2389.997	37.7	-5.8	1.0	248.0	3.0	20.0	Vert	AV	0.0	51.9	54.0	-2.1	Low Ch. 1, 2412MHz, 1Mbps, EUT On Side, 10Hz AV
2389.920	57.1	-5.8	1.0	248.0	3.0	20.0	Vert	PK	0.0	71.3	74.0	-2.7	Low Ch. 1, 2412MHz, 1Mbps, EUT On Side, PL 17
2389.910	56.4	-5.8	1.0	248.0	3.0	20.0	Vert	PK	0.0	70.6	74.0	-3.4	Low Ch. 1, 2412MHz, 1Mbps, EUT On Side
2483.547	35.2	-5.5	1.3	274.0	3.0	20.0	Vert	AV	0.0	49.7	54.0	-4.3	High Ch. 11, 2462MHz, 1Mbps, EUT On Side
2483.580	34.9	-5.5	1.0	274.0	3.0	20.0	Vert	AV	0.0	49.4	54.0	-4.6	High Ch. 11, 2462MHz, MCS0, EUT On Side
2483.513	34.9	-5.5	1.0	274.0	3.0	20.0	Vert	AV	0.0	49.4	54.0	-4.6	High Ch. 11, 2462MHz, 54Mbps, EUT On Side
2483.500	34.9	-5.5	1.0	274.0	3.0	20.0	Vert	AV	0.0	49.4	54.0	-4.6	High Ch. 11, 2462MHz, MCS7, EUT On Side
2483.570	34.8	-5.5	1.0	274.0	3.0	20.0	Vert	AV	0.0	49.3	54.0	-4.7	High Ch. 11, 2462MHz, 6Mbps, EUT On Side
2483.500	34.8	-5.5	1.0	97.0	3.0	20.0	Horz	AV	0.0	49.3	54.0	-4.7	High Ch. 11, 2462MHz, 1Mbps, EUT Horz
2483.520	34.8	-5.5	1.0	274.0	3.0	20.0	Vert	AV	0.0	49.3	54.0	-4.7	High Ch. 11, 2462MHz, 36Mbps, EUT On Side
2483.520	34.7	-5.5	1.0	274.0	3.0	20.0	Vert	AV	0.0	49.2	54.0	-4.8	High Ch. 11, 2462MHz, 11Mbps, EUT On Side
2483.513	34.5	-5.5	1.5	238.0	3.0	20.0	Horz	AV	0.0	49.0	54.0	-5.0	High Ch. 11, 2462MHz, 1Mbps, EUT Vert
2389.810	53.8	-5.8	1.0	248.0	3.0	20.0	Vert	PK	0.0	68.0	74.0	-6.0	Low Ch. 1, 2412MHz, MCS0, EUT On Side
2389.997	53.3	-5.8	1.0	248.0	3.0	20.0	Vert	PK	0.0	67.5	74.0	-6.5	Low Ch. 1, 2412MHz, 6Mbps, EUT On Side
2483.517	32.9	-5.5	1.0	240.0	3.0	20.0	Horz	AV	0.0	47.4	54.0	-6.6	High Ch. 11, 2462MHz, 1Mbps, EUT On Side
2389.797	53.1	-5.8	1.0	248.0	3.0	20.0	Vert	PK	0.0	67.3	74.0	-6.7	Low Ch. 1, 2412MHz, 1Mbps, EUT On Side
2483.733	32.5	-5.5	2.0	201.0	3.0	20.0	Vert	AV	0.0	47.0	54.0	-7.0	High Ch. 11, 2462MHz, 1Mbps, EUT Vert
2483.503	32.5	-5.5	1.0	134.0	3.0	20.0	Vert	AV	0.0	47.0	54.0	-7.0	High Ch. 11, 2462MHz, 1Mbps, EUT Vert
2483.990	50.9	-5.5	1.0	274.0	3.0	20.0	Vert	PK	0.0	65.4	74.0	-8.6	High Ch. 11, 2462MHz, MCS7, EUT On Side
2483.553	49.5	-5.5	1.0	274.0	3.0	20.0	Vert	PK	0.0	64.0	74.0	-10.0	High Ch. 11, 2462MHz, MCS0, EUT On Side
2485.077	49.0	-5.5	1.5	238.0	3.0	20.0	Horz	PK	0.0	63.5	74.0	-10.5	High Ch. 11, 2462MHz, 1Mbps, EUT Vert
2483.940	49.0	-5.5	1.0	274.0	3.0	20.0	Vert	PK	0.0	63.5	74.0	-10.5	High Ch. 11, 2462MHz, 36Mbps, EUT On Side
2483.873	48.7	-5.5	1.0	274.0	3.0	20.0	Vert	PK	0.0	63.2	74.0	-10.8	High Ch. 11, 2462MHz, 6Mbps, EUT On Side
2483.530	47.8	-5.5	1.0	97.0	3.0	20.0	Horz	PK	0.0	62.3	74.0	-11.7	High Ch. 11, 2462MHz, 1Mbps, EUT Horz
2483.887	47.5	-5.5	1.0	274.0	3.0	20.0	Vert	PK	0.0	62.0	74.0	-12.0	High Ch. 11, 2462MHz, 54Mbps, EUT On Side
2484.560	47.4	-5.5	1.3	274.0	3.0	20.0	Vert	PK	0.0	61.9	74.0	-12.1	High Ch. 11, 2462MHz, 1Mbps, EUT On Side
2483.577	47.3	-5.5	1.0	274.0	3.0	20.0	Vert	PK	0.0	61.8	74.0	-12.2	High Ch. 11, 2462MHz, 11Mbps, EUT On Side
2484.163	44.3	-5.5	1.0	240.0	3.0	20.0	Horz	PK	0.0	58.8	74.0	-15.2	High Ch. 11, 2462MHz, 1Mbps, EUT On Side
2483.693	44.3	-5.5	2.0	201.0	3.0	20.0	Vert	PK	0.0	58.8	74.0	-15.2	High Ch. 11, 2462MHz, 1Mbps, EUT Horz
2483.700	44.2	-5.5	1.0	134.0	3.0	20.0	Vert	PK	0.0	58.7	74.0	-15.3	High Ch. 11, 2462MHz, 1Mbps, EUT Vert

Testing was performed using the mode(s) of operation and configuration(s) noted within the report. The individuals and/or the organization requesting the test provided the modes, configurations and settings used to complete the evaluation. The actual test parameters are specified in the test data, this includes items such as investigated frequency range (scanned) and test levels. The testing methods and performance specifications, as well as the test site used for the evaluation are indicated in the test data. The test data represents the configuration / operating mode/ model that produced the highest emission levels as compared to the specification limit.

CHANNELS OF OPERATION

Ch. 1, 2412MHz

Ch. 11, 2462MHz

MODES OF OPERATION

1 Mbps

6 Mbps

36 Mbps

54 Mbps

MCS0

MCS7

POWER SETTINGS INVESTIGATED

5 VDC

CONFIGURATIONS INVESTIGATED

ETHE0009 - 6

FREQUENCY RANGE INVESTIGATED

Start Frequency | 30 MHz

Stop Frequency | 26 GHz

SAMPLE CALCULATIONS

Radiated Emissions: Field Strength = Measured Level + Antenna Factor + Cable Factor - Amplifier Gain + Distance Adjustment Factor + External Attenuation

TEST EQUIPMENT

Description	Manufacturer	Model	ID	Last Cal.	Interval (mo)
HP Filter	Micro-Tronics	HPM50111	HFO	7/6/2013	24 mo
Attenuator - 20dB, HF (1000MHz - 18000MHz)	Coaxicom	3910-20	AXZ	6/19/2014	12 mo
Cable	ESM Cable Corp.	KMKM-72	EVY	9/10/2013	14 mo
Pre-Amplifier	Miteq	AMF-6F-18002650-25-10P	AVU	9/10/2013	14 mo
Antenna, Horn	ETS Lindgren	3160-09	AIV	NCR	0 mo
Pre-Amplifier	Miteq	AMF-6F-12001800-30-10P	AVD	2/18/2014	12 mo
EV01 Cables	N/A	Standard Gain Horns Cables	EVF	2/18/2014	12 mo
Pre-Amplifier	Miteq	AMF-6F-08001200-30-10P	AVC	2/18/2014	12 mo
Antenna, Horn	ETS	3160-08	AHV	NCR	0 mo
Antenna, Horn	ETS	3160-07	AHU	NCR	0 mo
EV01 Cables	N/A	Double Ridge Horn Cables	EVB	8/26/2014	12 mo
Pre-Amplifier	Miteq	AMF-3D-00100800-32-13P	PAG	8/26/2014	12 mo
Antenna, Horn	ETS	3115	AIZ	1/24/2014	24 mo
EV01 Cables	N/A	Bilog Cables	EVA	2/18/2014	12 mo
Pre-Amplifier	Miteq	AM-1616-1000	AOL	2/18/2014	12 mo
Antenna, Biconilog	EMCO	3141	AXE	8/29/2014	36 mo

MEASUREMENT BANDWIDTHS


Frequency Range (MHz)	Peak Data (kHz)	Quasi-Peak Data (kHz)	Average Data (kHz)
0.01 - 0.15	1.0	0.2	0.2
0.15 - 30.0	10.0	9.0	9.0
30.0 - 1000	100.0	120.0	120.0
Above 1000	1000.0	N/A	1000.0

TEST DESCRIPTION

The highest gain of each type of antenna to be used with the EUT was tested. The EUT was configured for low, mid, and high band transmit frequencies. For each configuration, the spectrum was scanned throughout the specified range. In addition, measurements were made in the restricted bands to verify compliance. While scanning, emissions from the EUT were maximized by rotating the EUT on a turntable, adjusting the position of the EUT and the EUT antenna in three orthogonal axis, and adjusting measurement antenna height and polarization. A preamp and high pass filter were used for this test in order to provide sufficient measurement sensitivity.

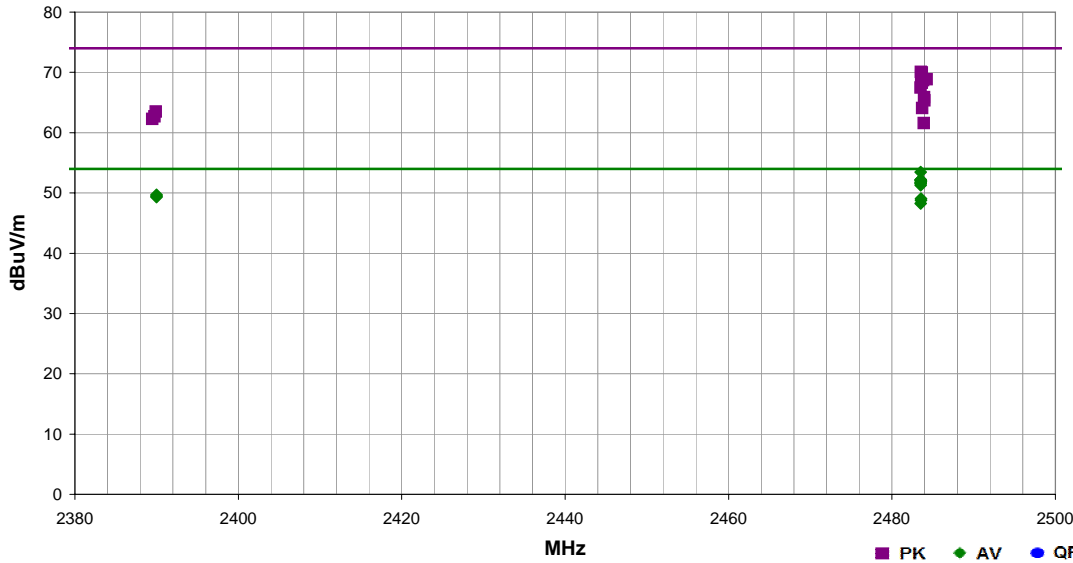


SPURIOUS RADIATED EMISSIONS

Work Order:	ETHE0009	Date:	09/18/14	
Project:	None	Temperature:	23.4 °C	
Job Site:	EV01	Humidity:	47% RH	
Serial Number:	00409D 7C03CE	Barometric Pres.:	1012 mbar	
EUT:	ConnectCore i.MX6 WiFi/Bluetooth			
Configuration:	6			
Customer:	Etherios Design Solutions			
Attendees:	None			
EUT Power:	5 VDC			
Operating Mode:	Continuous tx.			
Deviations:	None			
Comments:	Reference data comments for channel, modulation and EUT orientation.			

Test Specifications	Test Method
FCC 15.247:2014	ANSI C63.10:2009

Run #	13	Test Distance (m)	3	Antenna Height(s)	1 to 4(m)	Results	Pass
-------	----	-------------------	---	-------------------	-----------	---------	------



Freq (MHz)	Amplitude (dBuV)	Factor (dB)	Antenna Height (meters)	Azimuth (degrees)	Test Distance (meters)	External Attenuation (dB)	Polarity/Transducer Type	Detector	Distance Adjustment (dB)	Adjusted (dBuV/m)	Spec. Limit (dBuV/m)	Compared to Spec. (dB)	Comments
2483.523	39.0	-5.5	1.0	21.0	3.0	20.0	Horz	AV	0.0	53.5	54.0	-0.5	High Ch. 11, 2462MHz, 1Mbps, EUT On Side
2483.517	37.7	-5.5	2.1	32.0	3.0	20.0	Horz	AV	0.0	52.2	54.0	-1.8	High Ch. 11, 2462MHz, 1Mbps, EUT Horz
2483.500	37.7	-5.5	1.0	295.0	3.0	20.0	Horz	AV	0.0	52.2	54.0	-1.8	High Ch. 11, 2462MHz, MCS7, EUT On Side
2483.530	37.6	-5.5	1.0	295.0	3.0	20.0	Horz	AV	0.0	52.1	54.0	-1.9	High Ch. 11, 2462MHz, 54Mbps, EUT On Side
2483.550	37.5	-5.5	1.0	295.0	3.0	20.0	Horz	AV	0.0	52.0	54.0	-2.0	High Ch. 11, 2462MHz, MCS0, EUT On Side
2483.510	37.3	-5.5	1.0	295.0	3.0	20.0	Horz	AV	0.0	51.8	54.0	-2.2	High Ch. 11, 2462MHz, 36Mbps, EUT On Side
2483.510	37.2	-5.5	1.0	295.0	3.0	20.0	Horz	AV	0.0	51.7	54.0	-2.3	High Ch. 11, 2462MHz, 6Mbps, EUT On Side
2483.513	37.1	-5.5	1.0	281.0	3.0	20.0	Horz	AV	0.0	51.6	54.0	-2.4	High Ch. 11, 2462MHz, 11Mbps, EUT On Side
2483.517	36.8	-5.5	1.1	218.0	3.0	20.0	Vert	AV	0.0	51.3	54.0	-2.7	High Ch. 11, 2462MHz, 1Mbps, EUT Vert
2483.537	55.6	-5.5	1.0	295.0	3.0	20.0	Horz	PK	0.0	70.1	74.0	-3.9	High Ch. 11, 2462MHz, 6Mbps, EUT On Side
2483.653	55.5	-5.5	1.0	21.0	3.0	20.0	Horz	PK	0.0	70.0	74.0	-4.0	High Ch. 11, 2462MHz, 1Mbps, EUT On Side
2389.997	35.5	-5.8	1.0	271.0	3.0	20.0	Horz	AV	0.0	49.7	54.0	-4.3	Low Ch. 1, 2412MHz, MCS7, EUT On Side
2389.977	35.3	-5.8	1.0	271.0	3.0	20.0	Horz	AV	0.0	49.5	54.0	-4.5	Low Ch. 1, 2412MHz, 6Mbps, EUT On Side
2483.590	54.9	-5.5	2.1	32.0	3.0	20.0	Horz	PK	0.0	69.4	74.0	-4.6	High Ch. 11, 2462MHz, 1Mbps, EUT Horz
2389.973	35.1	-5.8	1.0	271.0	3.0	20.0	Horz	AV	0.0	49.3	54.0	-4.7	Low Ch. 1, 2412MHz, 1Mbps, EUT On Side
2483.537	34.6	-5.5	1.0	318.0	3.0	20.0	Horz	AV	0.0	49.1	54.0	-4.9	High Ch. 11, 2462MHz, 1Mbps, EUT Vert
2484.253	54.4	-5.5	1.0	295.0	3.0	20.0	Horz	PK	0.0	68.9	74.0	-5.1	High Ch. 11, 2462MHz, MCS0, EUT On Side
2483.693	54.3	-5.5	1.0	295.0	3.0	20.0	Horz	PK	0.0	68.8	74.0	-5.2	High Ch. 11, 2462MHz, 36Mbps, EUT On Side
2483.540	34.3	-5.5	1.2	39.0	3.0	20.0	Vert	AV	0.0	48.8	54.0	-5.2	High Ch. 11, 2462MHz, 1Mbps, EUT On Side
2483.843	54.2	-5.5	1.0	295.0	3.0	20.0	Horz	PK	0.0	68.7	74.0	-5.3	High Ch. 11, 2462MHz, MCS7, EUT On Side
2483.673	53.8	-5.5	1.1	218.0	3.0	20.0	Vert	PK	0.0	68.3	74.0	-5.7	High Ch. 11, 2462MHz, 1Mbps, EUT Vert
2483.520	33.8	-5.5	2.3	257.0	3.0	20.0	Vert	AV	0.0	48.3	54.0	-5.7	High Ch. 11, 2462MHz, 1Mbps, EUT Horz
2483.520	53.0	-5.5	1.0	295.0	3.0	20.0	Horz	PK	0.0	67.5	74.0	-6.5	High Ch. 11, 2462MHz, 54Mbps, EUT On Side
2483.927	51.4	-5.5	1.0	281.0	3.0	20.0	Horz	PK	0.0	65.9	74.0	-8.1	High Ch. 11, 2462MHz, 11Mbps, EUT On Side
2483.990	50.9	-5.5	1.0	318.0	3.0	20.0	Horz	PK	0.0	65.4	74.0	-8.6	High Ch. 11, 2462MHz, 1Mbps, EUT Vert
2483.693	49.6	-5.5	1.2	39.0	3.0	20.0	Vert	PK	0.0	64.1	74.0	-9.9	High Ch. 11, 2462MHz, 1Mbps, EUT On Side
2389.920	49.3	-5.8	1.0	271.0	3.0	20.0	Horz	PK	0.0	63.5	74.0	-10.5	Low Ch. 1, 2412MHz, 6Mbps, EUT On Side
2389.767	48.5	-5.8	1.0	271.0	3.0	20.0	Horz	PK	0.0	62.7	74.0	-11.3	Low Ch. 1, 2412MHz, MCS7, EUT On Side
2389.487	48.1	-5.8	1.0	271.0	3.0	20.0	Horz	PK	0.0	62.3	74.0	-11.7	Low Ch. 1, 2412MHz, 1Mbps, EUT On Side
2483.887	47.1	-5.5	2.3	257.0	3.0	20.0	Vert	PK	0.0	61.6	74.0	-12.4	High Ch. 11, 2462MHz, 1Mbps, EUT Horz

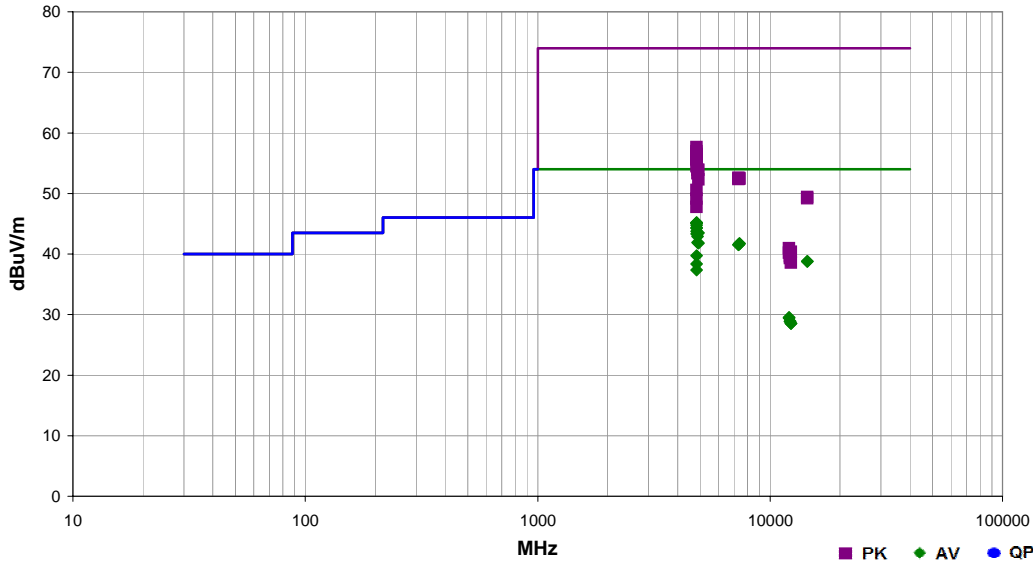


SPURIOUS RADIATED EMISSIONS

Work Order:	ETHE0009	Date:	09/22/14	
Project:	None	Temperature:	23.9 °C	
Job Site:	EV01	Humidity:	44.7% RH	
Serial Number:	00409D 7C03CE	Barometric Pres.:	1015 mbar	
EUT:	ConnectCore i.MX6 WiFi/Bluetooth			
Configuration:	6			
Customer:	Etherios Design Solutions			
Attendees:	None			
EUT Power:	5 VDC			
Operating Mode:	Continuous tx.			
Deviations:	None			
Comments:	Reference data comments for channel, modulation and EUT orientation.			

Test Specifications	Test Method
FCC 15.247:2014	ANSI C63.10:2009

Run #	45	Test Distance (m)	3	Antenna Height(s)	1 to 4(m)	Results	Pass
--------------	----	--------------------------	---	--------------------------	-----------	----------------	------



Freq (MHz)	Amplitude (dBuV)	Factor (dB)	Antenna Height (meters)	Azimuth (degrees)	Test Distance (meters)	External Attenuation (dB)	Polarity/Transducer Type	Detector	Distance Adjustment (dB)	Adjusted (dBuV/m)	Spec. Limit (dBuV/m)	Compared to Spec. (dB)	Comments
4824.042	40.4	4.8	1.0	37.0	3.0	0.0	Vert	AV	0.0	45.2	54.0	-8.8	Low Ch. 1, 2412MHz, MCS7, PL=15, EUT Vert
4823.850	40.4	4.8	1.0	37.0	3.0	0.0	Vert	AV	0.0	45.2	54.0	-8.8	Low Ch. 1, 2412MHz, 36Mbps, PL=15, EUT Vert
4824.017	40.3	4.8	1.0	37.0	3.0	0.0	Vert	AV	0.0	45.1	54.0	-8.9	Low Ch. 1, 2412MHz, 54Mbps, PL=15, EUT Vert
4824.000	40.3	4.8	1.0	37.0	3.0	0.0	Vert	AV	0.0	45.1	54.0	-8.9	Low Ch. 1, 2412MHz, MCS0, PL=15, EUT Vert
4824.100	40.0	4.8	1.0	37.0	3.0	0.0	Vert	AV	0.0	44.8	54.0	-9.2	Low Ch. 1, 2412MHz, 6Mbps, PL=15, EUT Vert
4824.133	39.6	4.8	1.0	37.0	3.0	0.0	Vert	AV	0.0	44.4	54.0	-9.6	Low Ch. 1, 2412MHz, 11Mbps, PL=15, EUT Vert
4824.067	39.5	4.8	1.0	163.0	3.0	0.0	Vert	AV	0.0	44.3	54.0	-9.7	Low Ch. 1, 2412MHz, 1Mbps, PL=15, EUT Vert
4823.933	39.0	4.8	1.0	27.0	3.0	0.0	Horz	AV	0.0	43.8	54.0	-10.2	Low Ch. 1, 2412MHz, 1Mbps, PL=15, EUT Horz
4923.983	38.4	5.1	1.0	140.0	3.0	0.0	Vert	AV	0.0	43.5	54.0	-10.5	High Ch. 11, 2462MHz, 1Mbps, PL=15, EUT Vert
4824.158	38.6	4.8	1.0	32.0	3.0	0.0	Horz	AV	0.0	43.4	54.0	-10.6	Low Ch. 1, 2412MHz, 1Mbps, PL=15, EUT On Side
4874.017	38.0	4.9	1.0	153.0	3.0	0.0	Vert	AV	0.0	42.9	54.0	-11.1	Mid Ch. 6, 2437MHz, 1Mbps, PL=15, EUT Vert
4873.892	37.0	4.9	1.0	22.0	3.0	0.0	Horz	AV	0.0	41.9	54.0	-12.1	Mid Ch. 6, 2437MHz, 1Mbps, PL=15, EUT Horz
4923.975	36.7	5.1	1.0	25.0	3.0	0.0	Horz	AV	0.0	41.8	54.0	-12.2	High Ch. 11, 2462MHz, 1Mbps, PL=15, EUT Horz
7387.550	27.9	13.8	2.6	190.0	3.0	0.0	Vert	AV	0.0	41.7	54.0	-12.3	High Ch. 11, 2462MHz, 1Mbps, PL=15, EUT Vert
7384.900	27.9	13.8	1.0	167.0	3.0	0.0	Horz	AV	0.0	41.7	54.0	-12.3	High Ch. 11, 2462MHz, 1Mbps, PL=15, EUT Horz
7312.925	28.2	13.4	1.0	287.0	3.0	0.0	Horz	AV	0.0	41.6	54.0	-12.4	Mid Ch. 6, 2437MHz, 1Mbps, PL=15, EUT Horz
7311.692	28.2	13.3	1.0	174.0	3.0	0.0	Vert	AV	0.0	41.5	54.0	-12.5	Mid Ch. 6, 2437MHz, 1Mbps, PL=15, EUT Vert
4823.983	35.0	4.8	3.1	301.0	3.0	0.0	Vert	AV	0.0	39.8	54.0	-14.2	Low Ch. 1, 2412MHz, 1Mbps, PL=15, EUT Horz
14472.930	27.8	11.0	1.0	327.0	3.0	0.0	Horz	AV	0.0	38.8	54.0	-15.2	Low Ch. 1, 2412MHz, 1Mbps, PL=15, EUT Horz
14469.880	27.8	11.0	2.0	216.0	3.0	0.0	Vert	AV	0.0	38.8	54.0	-15.2	Low Ch. 1, 2412MHz, 1Mbps, PL=15, EUT Vert
4823.950	33.6	4.8	1.0	157.0	3.0	0.0	Vert	AV	0.0	38.4	54.0	-15.6	Low Ch. 1, 2412MHz, 1Mbps, PL=15, EUT On Side
4825.758	52.9	4.8	1.0	37.0	3.0	0.0	Vert	PK	0.0	57.7	74.0	-16.3	Low Ch. 1, 2412MHz, 54Mbps, PL=15, EUT Vert
4823.867	32.6	4.8	1.8	237.0	3.0	0.0	Horz	AV	0.0	37.4	54.0	-16.6	Low Ch. 1, 2412MHz, 1Mbps, PL=15, EUT Vert
4825.092	52.2	4.8	1.0	37.0	3.0	0.0	Vert	PK	0.0	57.0	74.0	-17.0	Low Ch. 1, 2412MHz, MCS7, PL=15, EUT Vert
4823.867	51.8	4.8	1.0	37.0	3.0	0.0	Vert	PK	0.0	56.6	74.0	-17.4	Low Ch. 1, 2412MHz, 36Mbps, PL=15, EUT Vert
4824.092	51.7	4.8	1.0	37.0	3.0	0.0	Vert	PK	0.0	56.5	74.0	-17.5	Low Ch. 1, 2412MHz, MCS0, PL=15, EUT Vert
4824.033	51.1	4.8	1.0	37.0	3.0	0.0	Vert	PK	0.0	55.9	74.0	-18.1	Low Ch. 1, 2412MHz, 6Mbps, PL=15, EUT Vert
4826.358	50.9	4.8	1.0	37.0	3.0	0.0	Vert	PK	0.0	55.7	74.0	-18.3	Low Ch. 1, 2412MHz, 11Mbps, PL=15, EUT Vert
4823.800	50.9	4.8	1.0	27.0	3.0	0.0	Horz	PK	0.0	55.7	74.0	-18.3	Low Ch. 1, 2412MHz, 1Mbps, PL=15, EUT Horz
4822.225	50.9	4.7	1.0	163.0	3.0	0.0	Vert	PK	0.0	55.6	74.0	-18.4	Low Ch. 1, 2412MHz, 1Mbps, PL=15, EUT Vert
4824.058	49.7	4.8	1.0	32.0	3.0	0.0	Horz	PK	0.0	54.5	74.0	-19.5	Low Ch. 1, 2412MHz, 1Mbps, PL=15, EUT On Side
4874.258	49.0	4.9	1.0	153.0	3.0	0.0	Vert	PK	0.0	53.9	74.0	-20.1	Mid Ch. 6, 2437MHz, 1Mbps, PL=15, EUT Vert
4923.967	48.8	5.1	1.0	140.0	3.0	0.0	Vert	PK	0.0	53.9	74.0	-20.1	High Ch. 11, 2462MHz, 1Mbps, PL=15, EUT Vert
4874.175	48.4	4.9	1.0	22.0	3.0	0.0	Horz	PK	0.0	53.3	74.0	-20.7	Mid Ch. 6, 2437MHz, 1Mbps, PL=15, EUT Horz

Freq (MHz)	Amplitude (dBuV)	Factor (dB)	Antenna Height (meters)	Azimuth (degrees)	Test Distance (meters)	External Attenuation (dB)	Polarity/ Transducer Type	Detector	Distance Adjustment (dB)	Adjusted (dBuV/m)	Spec. Limit (dBuV/m)	Compared to Spec. (dB)	Comments
7312.942	39.2	13.4	1.0	174.0	3.0	0.0	Vert	PK	0.0	52.6	74.0	-21.4	Mid Ch. 6, 2437MHz, 1Mbps, PL=15, EUT Vert
7384.050	38.7	13.8	2.6	190.0	3.0	0.0	Vert	PK	0.0	52.5	74.0	-21.5	High Ch. 11, 2462MHz, 1Mbps, PL=15, EUT Vert
7384.508	38.6	13.8	1.0	167.0	3.0	0.0	Horz	PK	0.0	52.4	74.0	-21.6	High Ch. 11, 2462MHz, 1Mbps, PL=15, EUT Horz
7312.150	39.0	13.3	1.0	287.0	3.0	0.0	Horz	PK	0.0	52.3	74.0	-21.7	Mid Ch. 6, 2437MHz, 1Mbps, PL=15, EUT Horz
4923.958	47.2	5.1	1.0	25.0	3.0	0.0	Horz	PK	0.0	52.3	74.0	-21.7	High Ch. 11, 2462MHz, 1Mbps, PL=15, EUT Horz
4826.375	45.8	4.8	3.1	301.0	3.0	0.0	Vert	PK	0.0	50.6	74.0	-23.4	Low Ch. 1, 2412MHz, 1Mbps, PL=15, EUT On Side
12059.470	31.4	-1.9	1.0	255.0	3.0	0.0	Vert	AV	0.0	29.5	54.0	-24.5	Low Ch. 1, 2412MHz, 1Mbps, PL=15, EUT Vert
12059.230	31.3	-1.9	1.0	5.0	3.0	0.0	Horz	AV	0.0	29.4	54.0	-24.6	Low Ch. 1, 2412MHz, 1Mbps, PL=15, EUT Horz
14470.740	38.4	11.0	1.0	327.0	3.0	0.0	Horz	PK	0.0	49.4	74.0	-24.6	Low Ch. 1, 2412MHz, 1Mbps, PL=15, EUT Horz
14472.170	38.2	11.0	2.0	216.0	3.0	0.0	Vert	PK	0.0	49.2	74.0	-24.8	Low Ch. 1, 2412MHz, 1Mbps, PL=15, EUT Vert
4826.425	44.4	4.8	1.0	157.0	3.0	0.0	Vert	PK	0.0	49.2	74.0	-24.8	Low Ch. 1, 2412MHz, 1Mbps, PL=15, EUT On Side
12185.020	30.1	-1.2	1.0	330.0	3.0	0.0	Vert	AV	0.0	28.9	54.0	-25.1	Mid Ch. 6, 2437MHz, 1Mbps, PL=15, EUT Vert
12186.380	30.0	-1.2	1.0	97.0	3.0	0.0	Horz	AV	0.0	28.8	54.0	-25.2	Mid Ch. 6, 2437MHz, 1Mbps, PL=15, EUT Horz
12309.950	29.4	-0.8	1.0	4.0	3.0	0.0	Horz	AV	0.0	28.6	54.0	-25.4	High Ch. 11, 2462MHz, 1Mbps, PL=15, EUT Horz
12310.470	29.4	-0.8	2.5	171.0	3.0	0.0	Vert	AV	0.0	28.6	54.0	-25.4	High Ch. 11, 2462MHz, 1Mbps, PL=15, EUT Vert
4822.042	43.0	4.7	1.8	237.0	3.0	0.0	Horz	PK	0.0	47.7	74.0	-26.3	Low Ch. 1, 2412MHz, 1Mbps, PL=15, EUT Vert
12062.220	42.8	-1.9	1.0	5.0	3.0	0.0	Horz	PK	0.0	40.9	74.0	-33.1	Low Ch. 1, 2412MHz, 1Mbps, PL=15, EUT Horz
12309.300	41.2	-0.8	1.0	4.0	3.0	0.0	Horz	PK	0.0	40.4	74.0	-33.6	High Ch. 11, 2462MHz, 1Mbps, PL=15, EUT Horz
12058.280	42.1	-1.9	1.0	255.0	3.0	0.0	Vert	PK	0.0	40.2	74.0	-33.8	Low Ch. 1, 2412MHz, 1Mbps, PL=15, EUT Vert
12183.380	40.8	-1.2	1.0	97.0	3.0	0.0	Horz	PK	0.0	39.6	74.0	-34.4	Mid Ch. 6, 2437MHz, 1Mbps, PL=15, EUT Horz
12185.570	40.5	-1.2	1.0	330.0	3.0	0.0	Vert	PK	0.0	39.3	74.0	-34.7	Mid Ch. 6, 2437MHz, 1Mbps, PL=15, EUT Vert
12307.930	39.4	-0.8	2.5	171.0	3.0	0.0	Vert	PK	0.0	38.6	74.0	-35.4	High Ch. 11, 2462MHz, 1Mbps, PL=15, EUT Vert

Testing was performed using the mode(s) of operation and configuration(s) noted within the report. The individuals and/or the organization requesting the test provided the modes, configurations and settings used to complete the evaluation. The actual test parameters are specified in the test data, this includes items such as investigated frequency range (scanned) and test levels. The testing methods and performance specifications, as well as the test site used for the evaluation are indicated in the test data. The test data represents the configuration / operating mode/ model that produced the highest emission levels as compared to the specification limit.

CHANNELS OF OPERATION

Ch. 1, 2412MHz

Ch. 11, 2462MHz

MODES OF OPERATION

1 Mbps

6 Mbps

36 Mbps

54 Mbps

MCS0

MCS7

POWER SETTINGS INVESTIGATED

5 VDC

CONFIGURATIONS INVESTIGATED

ETHE0009 - 2

FREQUENCY RANGE INVESTIGATED

Start Frequency | 30 MHz

Stop Frequency | 26 GHz

SAMPLE CALCULATIONS

Radiated Emissions: Field Strength = Measured Level + Antenna Factor + Cable Factor - Amplifier Gain + Distance Adjustment Factor + External Attenuation

TEST EQUIPMENT

Description	Manufacturer	Model	ID	Last Cal.	Interval (mo)
HP Filter	Micro-Tronics	HPM50111	HFO	7/6/2013	24 mo
Attenuator - 20dB, HF (1000MHz - 18000MHz)	Coaxicom	3910-20	AXZ	6/19/2014	12 mo
Cable	ESM Cable Corp.	KMKM-72	EVY	9/10/2013	14 mo
Pre-Amplifier	Miteq	AMF-6F-18002650-25-10P	AVU	9/10/2013	14 mo
Antenna, Horn	ETS Lindgren	3160-09	AIV	NCR	0 mo
Pre-Amplifier	Miteq	AMF-6F-12001800-30-10P	AVD	2/18/2014	12 mo
EV01 Cables	N/A	Standard Gain Horns Cables	EVF	2/18/2014	12 mo
Pre-Amplifier	Miteq	AMF-6F-08001200-30-10P	AVC	2/18/2014	12 mo
Antenna, Horn	ETS	3160-08	AHV	NCR	0 mo
Antenna, Horn	ETS	3160-07	AHU	NCR	0 mo
EV01 Cables	N/A	Double Ridge Horn Cables	EVB	8/26/2014	12 mo
Pre-Amplifier	Miteq	AMF-3D-00100800-32-13P	PAG	8/26/2014	12 mo
Antenna, Horn	ETS	3115	AIZ	1/24/2014	24 mo
EV01 Cables	N/A	Bilog Cables	EVA	2/18/2014	12 mo
Pre-Amplifier	Miteq	AM-1616-1000	AOL	2/18/2014	12 mo
Antenna, Biconilog	EMCO	3141	AXE	8/29/2014	36 mo

MEASUREMENT BANDWIDTHS

Frequency Range (MHz)	Peak Data (kHz)	Quasi-Peak Data (kHz)	Average Data (kHz)
0.01 - 0.15	1.0	0.2	0.2
0.15 - 30.0	10.0	9.0	9.0
30.0 - 1000	100.0	120.0	120.0
Above 1000	1000.0	N/A	1000.0

TEST DESCRIPTION

The highest gain of each type of antenna to be used with the EUT was tested. The EUT was configured for low, mid, and high band transmit frequencies. For each configuration, the spectrum was scanned throughout the specified range. In addition, measurements were made in the restricted bands to verify compliance. While scanning, emissions from the EUT were maximized by rotating the EUT on a turntable, adjusting the position of the EUT and the EUT antenna in three orthogonal axis, and adjusting measurement antenna height and polarization. A preamp and high pass filter were used for this test in order to provide sufficient measurement sensitivity.

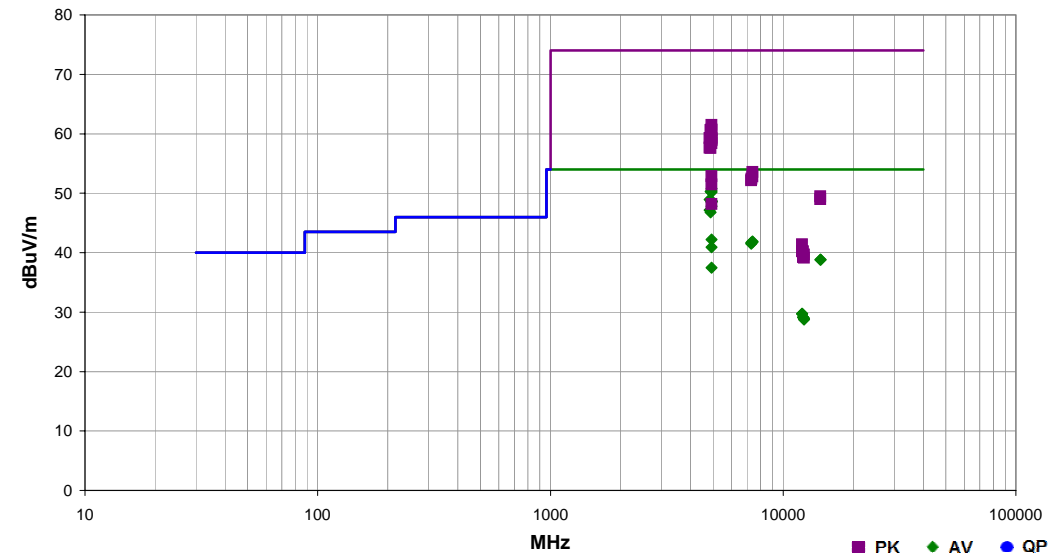


SPURIOUS RADIATED EMISSIONS

Work Order:	ETHE0009	Date:	09/22/14	
Project:	None	Temperature:	23.7 °C	
Job Site:	EV01	Humidity:	44.2% RH	
Serial Number:	00409D 7C03CE	Barometric Pres.:	1015.5 mbar	
Tested by: Jared Ison				
EUT: ConnectCore i.MX6 WiFi/Bluetooth				
Configuration: 2				
Customer: Etherios Design Solutions				
Attendees: None				
EUT Power: 5 VDC				
Operating Mode: Continuous tx.				
Deviations: None				
Comments: Reference data comments for channel, modulation and EUT orientation.				

Test Specifications	Test Method
FCC 15.247:2014	ANSI C63.10:2009

Run #	41	Test Distance (m)	3	Antenna Height(s)	1 to 4(m)	Results	Pass
--------------	----	--------------------------	---	--------------------------	-----------	----------------	------



Freq (MHz)	Amplitude (dBuV)	Factor (dB)	Antenna Height (meters)	Azimuth (degrees)	Test Distance (meters)	External Attenuation (dB)	Polarity/Transducer Type	Detector	Distance Adjustment (dB)	Adjusted (dBuV/m)	Spec. Limit (dBuV/m)	Compared to Spec. (dB)	Comments
4923.960	45.7	5.1	1.2	55.0	3.0	0.0	Vert	AV	0.0	50.8	54.0	-3.2	High Ch.11, 2462MHz, 1Mbps, PL 15, EUT Vert
4924.080	45.3	5.1	1.7	51.0	3.0	0.0	Vert	AV	0.0	50.4	54.0	-3.6	High Ch.11, 2462MHz, 11Mbps, PL 15, EUT Vert
4874.000	45.4	4.9	1.2	48.0	3.0	0.0	Vert	AV	0.0	50.3	54.0	-3.7	Mid Ch.6, 2437MHz, 1Mbps, PL 15, EUT Vert
4924.000	45.1	5.1	1.0	8.0	3.0	0.0	Horz	AV	0.0	50.2	54.0	-3.8	High Ch.11, 2462MHz, 1Mbps, PL 15, EUT On Side
4824.120	44.2	4.8	1.2	142.0	3.0	0.0	Vert	AV	0.0	49.0	54.0	-5.0	Low Ch. 1, 2412MHz, 1Mbps, PL 15, EUT Vert
4923.960	43.6	5.1	1.7	52.0	3.0	0.0	Vert	AV	0.0	48.7	54.0	-5.3	High Ch.11, 2462MHz, MCS0, PL 15, EUT Vert
4923.920	43.6	5.1	1.7	52.0	3.0	0.0	Vert	AV	0.0	48.7	54.0	-5.3	High Ch.11, 2462MHz, MCS7, PL 15, EUT Vert
4924.040	43.5	5.1	1.7	52.0	3.0	0.0	Vert	AV	0.0	48.6	54.0	-5.4	High Ch.11, 2462MHz, 36Mbps, PL 15, EUT Vert
4923.960	43.5	5.1	1.7	52.0	3.0	0.0	Vert	AV	0.0	48.6	54.0	-5.4	High Ch.11, 2462MHz, 54Mbps, PL 15, EUT Vert
4924.040	43.4	5.1	1.7	52.0	3.0	0.0	Vert	AV	0.0	48.5	54.0	-5.5	High Ch.11, 2462MHz, 6Mbps, PL 15, EUT Vert
4924.040	42.7	5.1	1.0	74.0	3.0	0.0	Horz	AV	0.0	47.8	54.0	-6.2	High Ch.11, 2462MHz, 1Mbps, PL 15, EUT Horz
4824.040	42.4	4.8	1.0	201.0	3.0	0.0	Horz	AV	0.0	47.2	54.0	-6.8	Low Ch. 1, 2412MHz, 1Mbps, PL 15, EUT On Side
4873.920	41.9	4.9	1.0	209.0	3.0	0.0	Horz	AV	0.0	46.8	54.0	-7.2	Mid Ch.6, 2437MHz, 1Mbps, PL 15, EUT On Side
4924.080	37.1	5.1	2.2	59.0	3.0	0.0	Vert	AV	0.0	42.2	54.0	-11.8	High Ch.11, 2462MHz, 1Mbps, PL 15, EUT Horz
7393.330	28.0	13.9	1.0	142.0	3.0	0.0	Horz	AV	0.0	41.9	54.0	-12.1	High Ch.11, 2462MHz, 1Mbps, PL 15, EUT On Side
7378.500	28.0	13.8	1.0	15.0	3.0	0.0	Vert	AV	0.0	41.8	54.0	-12.2	High Ch.11, 2462MHz, 1Mbps, PL 15, EUT Vert
7300.000	28.4	13.3	1.0	183.0	3.0	0.0	Horz	AV	0.0	41.7	54.0	-12.3	Mid Ch.6, 2437MHz, 1Mbps, PL 15, EUT On Side
4924.420	56.4	5.1	1.2	55.0	3.0	0.0	Vert	PK	0.0	61.5	74.0	-12.5	High Ch.11, 2462MHz, 1Mbps, PL 15, EUT Vert
7302.330	28.2	13.3	3.9	319.0	3.0	0.0	Vert	AV	0.0	41.5	54.0	-12.5	Mid Ch.6, 2437MHz, 1Mbps, PL 15, EUT Vert
4924.000	35.8	5.1	1.0	157.0	3.0	0.0	Vert	AV	0.0	40.9	54.0	-13.1	High Ch.11, 2462MHz, 1Mbps, PL 15, EUT On Side
4923.790	55.6	5.1	1.7	51.0	3.0	0.0	Vert	PK	0.0	60.7	74.0	-13.3	High Ch.11, 2462MHz, 1Mbps, PL 15, EUT Horz
4923.380	55.6	5.1	1.0	8.0	3.0	0.0	Horz	PK	0.0	60.7	74.0	-13.3	High Ch.11, 2462MHz, 1Mbps, PL 15, EUT On Side
4874.170	55.7	4.9	1.2	48.0	3.0	0.0	Vert	PK	0.0	60.6	74.0	-13.4	Mid Ch.6, 2437MHz, 1Mbps, PL 15, EUT Vert
4924.120	54.3	5.1	1.7	52.0	3.0	0.0	Vert	PK	0.0	59.4	74.0	-14.6	High Ch.11, 2462MHz, 54Mbps, PL 15, EUT Vert
4924.000	54.2	5.1	1.7	52.0	3.0	0.0	Vert	PK	0.0	59.3	74.0	-14.7	High Ch.11, 2462MHz, MCS7, PL 15, EUT Vert
4824.710	54.5	4.8	1.2	142.0	3.0	0.0	Vert	PK	0.0	59.3	74.0	-14.7	Low Ch. 1, 2412MHz, 1Mbps, PL 15, EUT Vert
4924.080	54.0	5.1	1.7	52.0	3.0	0.0	Vert	PK	0.0	59.1	74.0	-14.9	High Ch.11, 2462MHz, MCS0, PL 15, EUT Vert
4926.210	53.8	5.1	1.7	52.0	3.0	0.0	Vert	PK	0.0	58.9	74.0	-15.1	High Ch.11, 2462MHz, 1Mbps, PL 15, EUT Vert
4924.960	53.8	5.1	1.7	52.0	3.0	0.0	Vert	PK	0.0	58.9	74.0	-15.1	High Ch.11, 2462MHz, 36Mbps, PL 15, EUT Vert
14472.790	27.8	11.0	3.0	249.0	3.0	0.0	Vert	AV	0.0	38.8	54.0	-15.2	Low Ch. 1, 2412MHz, 1Mbps, PL 15, EUT Vert
14470.940	27.8	11.0	1.0	190.0	3.0	0.0	Horz	AV	0.0	38.8	54.0	-15.2	Low Ch. 1, 2412MHz, 1Mbps, PL 15, EUT On Side
4923.920	53.3	5.1	1.0	74.0	3.0	0.0	Horz	PK	0.0	58.4	74.0	-15.6	High Ch.11, 2462MHz, 1Mbps, PL 15, EUT Horz
4823.960	52.9	4.8	1.0	201.0	3.0	0.0	Horz	PK	0.0	57.7	74.0	-16.3	Low Ch. 1, 2412MHz, 1Mbps, PL 15, EUT On Side
4870.500	52.7	4.9	1.0	209.0	3.0	0.0	Horz	PK	0.0	57.6	74.0	-16.4	Mid Ch.6, 2437MHz, 1Mbps, PL 15, EUT On Side
4924.120	32.4	5.1	1.0	5.0	3.0	0.0	Horz	AV	0.0	37.5	54.0	-16.5	High Ch.11, 2462MHz, 1Mbps, PL 15, EUT Vert
7390.750	39.7	13.8	1.0	15.0	3.0	0.0	Vert	PK	0.0	53.5	74.0	-20.5	High Ch.11, 2462MHz, 1Mbps, PL 15, EUT Vert

Freq (MHz)	Amplitude (dBuV)	Factor (dB)	Antenna Height (meters)	Azimuth (degrees)	Test Distance (meters)	External Attenuation (dB)	Polarity/ Transducer Type	Detector	Distance Adjustment (dB)	Adjusted (dBuV/m)	Spec. Limit (dBuV/m)	Compared to Spec. (dB)	Comments
4924.080	47.8	5.1	2.2	59.0	3.0	0.0	Vert	PK	0.0	52.9	74.0	-21.1	High Ch.11, 2462MHz, 1Mbps, PL 15, EUT Horz
7388.250	39.0	13.8	1.0	142.0	3.0	0.0	Horz	PK	0.0	52.8	74.0	-21.2	High Ch.11, 2462MHz, 1Mbps, PL 15, EUT On Side
7312.250	39.1	13.3	3.9	319.0	3.0	0.0	Vert	PK	0.0	52.4	74.0	-21.6	Mid Ch.6, 2437MHz, 1Mbps, PL 15, EUT Vert
7302.210	38.9	13.3	1.0	183.0	3.0	0.0	Horz	PK	0.0	52.2	74.0	-21.8	Mid Ch.6, 2437MHz, 1Mbps, PL 15, EUT On Side
4923.330	46.4	5.1	1.0	157.0	3.0	0.0	Vert	PK	0.0	51.5	74.0	-22.5	High Ch.11, 2462MHz, 1Mbps, PL 15, EUT On Side
12059.490	31.6	-1.9	1.0	158.0	3.0	0.0	Vert	AV	0.0	29.7	54.0	-24.3	Low Ch. 1, 2412MHz, 1Mbps, PL 15, EUT Vert
12059.090	31.6	-1.9	1.0	78.0	3.0	0.0	Horz	AV	0.0	29.7	54.0	-24.3	Low Ch. 1, 2412MHz, 1Mbps, PL 15, EUT On Side
14471.080	38.5	11.0	1.0	190.0	3.0	0.0	Horz	PK	0.0	49.5	74.0	-24.5	Low Ch. 1, 2412MHz, 1Mbps, PL 15, EUT On Side
12185.800	30.3	-1.2	1.0	100.0	3.0	0.0	Vert	AV	0.0	29.1	54.0	-24.9	Mid Ch.6, 2437MHz, 1Mbps, PL 15, EUT Vert
12184.890	30.3	-1.2	1.0	150.0	3.0	0.0	Horz	AV	0.0	29.1	54.0	-24.9	Mid Ch.6, 2437MHz, 1Mbps, PL 15, EUT On Side
14471.150	38.0	11.0	3.0	249.0	3.0	0.0	Vert	PK	0.0	49.0	74.0	-25.0	Low Ch. 1, 2412MHz, 1Mbps, PL 15, EUT Vert
12312.440	29.8	-0.8	1.0	110.0	3.0	0.0	Vert	AV	0.0	29.0	54.0	-25.0	High Ch.11, 2462MHz, 1Mbps, PL 15, EUT Vert
12311.580	29.6	-0.8	2.8	211.0	3.0	0.0	Horz	AV	0.0	28.8	54.0	-25.2	High Ch.11, 2462MHz, 1Mbps, PL 15, EUT On Side
4917.120	43.1	5.1	1.0	5.0	3.0	0.0	Horz	PK	0.0	48.2	74.0	-25.8	High Ch.11, 2462MHz, 1Mbps, PL 15, EUT Vert
12060.180	43.3	-1.9	1.0	78.0	3.0	0.0	Horz	PK	0.0	41.4	74.0	-32.6	Low Ch. 1, 2412MHz, 1Mbps, PL 15, EUT On Side
12061.730	42.1	-1.9	1.0	158.0	3.0	0.0	Vert	PK	0.0	40.2	74.0	-33.8	Low Ch. 1, 2412MHz, 1Mbps, PL 15, EUT Vert
12182.880	41.4	-1.2	1.0	150.0	3.0	0.0	Horz	PK	0.0	40.2	74.0	-33.8	Mid Ch.6, 2437MHz, 1Mbps, PL 15, EUT On Side
12311.840	40.5	-0.8	1.0	110.0	3.0	0.0	Vert	PK	0.0	39.7	74.0	-34.3	High Ch.11, 2462MHz, 1Mbps, PL 15, EUT Vert
12184.260	40.4	-1.2	1.0	100.0	3.0	0.0	Vert	PK	0.0	39.2	74.0	-34.8	Mid Ch.6, 2437MHz, 1Mbps, PL 15, EUT Vert
12307.810	40.0	-0.8	2.8	211.0	3.0	0.0	Horz	PK	0.0	39.2	74.0	-34.8	High Ch.11, 2462MHz, 1Mbps, PL 15, EUT On Side

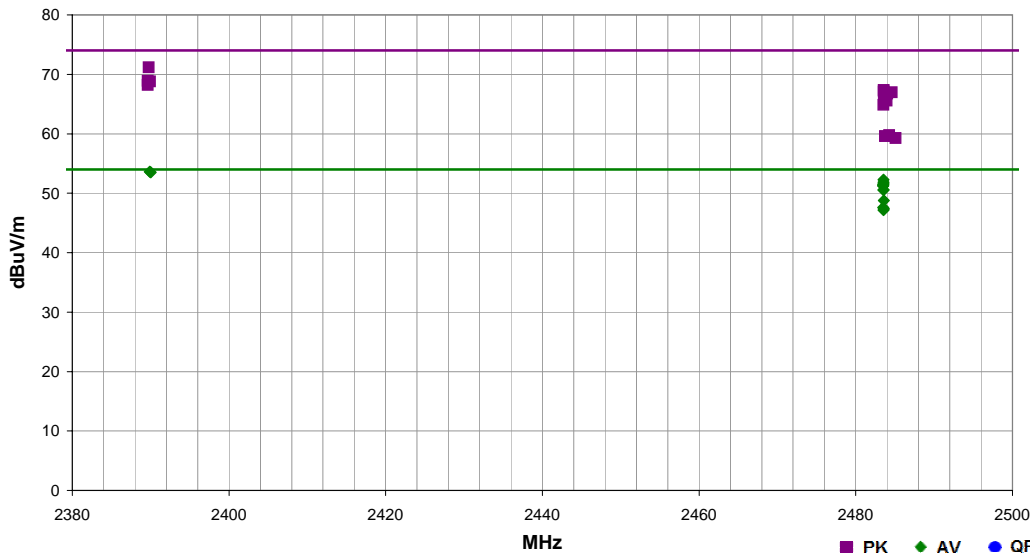


SPURIOUS RADIATED EMISSIONS

Work Order:	ETHE0009	Date:	09/19/14	
Project:	None	Temperature:	24.4 °C	
Job Site:	EV01	Humidity:	47.4% RH	
Serial Number:	00409D 7C03CE	Barometric Pres.:	1017.2 mbar	
EUT:		ConnectCore i.MX6 WiFi/Bluetooth		
Configuration:	2			
Customer:	Etherios Design Solutions			
Attendees:	None			
EUT Power:	5 VDC			
Operating Mode:	Continuous tx.			
Deviations:	None			
Comments:	Reference data comments for channel, modulation and EUT orientation.			

Test Specifications	FCC 15.247:2014	Test Method	ANSI C63.10:2009
---------------------	-----------------	-------------	------------------

Run #	37	Test Distance (m)	3	Antenna Height(s)	1 to 4(m)	Results	Pass
-------	----	-------------------	---	-------------------	-----------	---------	------



Freq (MHz)	Amplitude (dBuV)	Factor (dB)	Antenna Height (meters)	Azimuth (degrees)	Test Distance (meters)	External Attenuation (dB)	Polarity/Transducer Type	Detector	Distance Adjustment (dB)	Adjusted (dBuV/m)	Spec. Limit (dBuV/m)	Compared to Spec. (dB)	Comments
2389.867	39.4	-5.8	1.0	15.0	3.0	20.0	Vert	AV	0.0	53.6	54.0	-0.4	Low Ch. 1, 2412MHz, 1Mbps, PL 15, EUT On Side
2390.000	39.3	-5.8	1.0	14.0	3.0	20.0	Vert	AV	0.0	53.5	54.0	-0.5	Low Ch. 1, 2412MHz, 6Mbps, PL 15, EUT On Side
2483.537	37.8	-5.5	1.1	15.0	3.0	20.0	Vert	AV	0.0	52.3	54.0	-1.7	High Ch. 11, 2462MHz, 1Mbps, PL 18, EUT On Side
2483.533	37.4	-5.5	1.1	217.0	3.0	20.0	Vert	AV	0.0	51.9	54.0	-2.1	High Ch. 11, 2462MHz, 1Mbps, PL 18, EUT On Side
2483.520	37.1	-5.5	1.0	15.0	3.0	20.0	Vert	AV	0.0	51.6	54.0	-2.4	High Ch. 11, 2462MHz, 6Mbps, PL 18, EUT On Side
2483.507	37.0	-5.5	1.1	314.0	3.0	20.0	Horz	AV	0.0	51.5	54.0	-2.5	High Ch. 11, 2462MHz, 1Mbps, PL 18, EUT Horz
2483.513	36.8	-5.5	1.0	10.0	3.0	20.0	Vert	AV	0.0	51.3	54.0	-2.7	High Ch. 11, 2462MHz, 36Mbps, PL 18, EUT On Side
2483.500	36.8	-5.5	1.0	10.0	3.0	20.0	Vert	AV	0.0	51.3	54.0	-2.7	High Ch. 11, 2462MHz, 54Mbps, PL 18, EUT On Side
2389.773	57.0	-5.8	1.0	15.0	3.0	20.0	Vert	PK	0.0	71.2	74.0	-2.8	Low Ch. 1, 2412MHz, 1Mbps, PL 18, EUT On Side
2483.543	36.1	-5.5	1.0	10.0	3.0	20.0	Vert	AV	0.0	50.6	54.0	-3.4	High Ch. 11, 2462MHz, MCS0, PL 18, EUT On Side
2483.523	36.1	-5.5	1.0	10.0	3.0	20.0	Vert	AV	0.0	50.6	54.0	-3.4	High Ch. 11, 2462MHz, MCS7, PL 18, EUT On Side
2389.640	54.7	-5.8	1.0	14.0	3.0	20.0	Vert	PK	0.0	68.9	74.0	-5.1	Low Ch. 1, 2412MHz, 6Mbps, PL 15, EUT On Side
2389.930	54.6	-5.8	1.0	15.0	3.0	20.0	Vert	PK	0.0	68.8	74.0	-5.2	Low Ch. 1, 2412MHz, 1Mbps, PL 16, EUT On Side
2483.577	34.3	-5.5	1.0	184.0	3.0	20.0	Horz	AV	0.0	48.8	54.0	-5.2	High Ch. 11, 2462MHz, 1Mbps, PL 18, EUT Vert
2389.653	54.0	-5.8	1.0	15.0	3.0	20.0	Vert	PK	0.0	68.2	74.0	-5.8	Low Ch. 1, 2412MHz, 1Mbps, PL 15, EUT On Side
2483.517	33.1	-5.5	1.0	275.0	3.0	20.0	Vert	AV	0.0	47.6	54.0	-6.4	High Ch. 11, 2462MHz, 1Mbps, PL 18, EUT Vert
2483.590	52.9	-5.5	1.1	15.0	3.0	20.0	Vert	PK	0.0	67.4	74.0	-6.6	High Ch. 11, 2462MHz, 1Mbps, PL 18, EUT On Side
2483.580	32.9	-5.5	1.3	8.0	3.0	20.0	Vert	AV	0.0	47.4	54.0	-6.6	High Ch. 11, 2462MHz, 1Mbps, PL 18, EUT Horz
2483.560	32.7	-5.5	1.0	191.0	3.0	20.0	Horz	AV	0.0	47.2	54.0	-6.8	High Ch. 11, 2462MHz, 1Mbps, PL 18, EUT On Side
2483.593	52.6	-5.5	1.1	217.0	3.0	20.0	Vert	PK	0.0	67.1	74.0	-6.9	High Ch. 11, 2462MHz, 1Mbps, PL 18, EUT On Side
2484.583	52.5	-5.5	1.1	314.0	3.0	20.0	Horz	PK	0.0	67.0	74.0	-7.0	High Ch. 11, 2462MHz, 1Mbps, PL 18, EUT Horz
2484.013	52.3	-5.5	1.0	10.0	3.0	20.0	Vert	PK	0.0	66.8	74.0	-7.2	High Ch. 11, 2462MHz, 36Mbps, PL 18, EUT On Side
2483.767	52.0	-5.5	1.0	10.0	3.0	20.0	Vert	PK	0.0	66.5	74.0	-7.5	High Ch. 11, 2462MHz, MCS0, PL 18, EUT On Side
2483.603	51.4	-5.5	1.0	15.0	3.0	20.0	Vert	PK	0.0	65.9	74.0	-8.1	High Ch. 11, 2462MHz, 6Mbps, PL 18, EUT On Side
2483.717	51.2	-5.5	1.0	10.0	3.0	20.0	Vert	PK	0.0	65.7	74.0	-8.3	High Ch. 11, 2462MHz, 54Mbps, PL 18, EUT On Side
2483.937	51.1	-5.5	1.0	10.0	3.0	20.0	Vert	PK	0.0	65.6	74.0	-8.4	High Ch. 11, 2462MHz, MCS7, PL 18, EUT On Side
2483.527	50.4	-5.5	1.0	184.0	3.0	20.0	Horz	PK	0.0	64.9	74.0	-9.1	High Ch. 11, 2462MHz, 1Mbps, PL 18, EUT Vert
2484.267	45.3	-5.5	1.0	191.0	3.0	20.0	Horz	PK	0.0	59.8	74.0	-14.2	High Ch. 11, 2462MHz, 1Mbps, PL 18, EUT On Side
2483.730	45.1	-5.5	1.0	275.0	3.0	20.0	Vert	PK	0.0	59.6	74.0	-14.4	High Ch. 11, 2462MHz, 1Mbps, PL 18, EUT Vert
2485.100	44.8	-5.5	1.3	8.0	3.0	20.0	Vert	PK	0.0	59.3	74.0	-14.7	High Ch. 11, 2462MHz, 1Mbps, PL 18, EUT Horz

Testing was performed using the mode(s) of operation and configuration(s) noted within the report. The individuals and/or the organization requesting the test provided the modes, configurations and settings used to complete the evaluation. The actual test parameters are specified in the test data, this includes items such as investigated frequency range (scanned) and test levels. The testing methods and performance specifications, as well as the test site used for the evaluation are indicated in the test data. The test data represents the configuration / operating mode/ model that produced the highest emission levels as compared to the specification limit.

CHANNELS OF OPERATION

Ch. 149, 5725MHz

Ch. 157, 5785MHz

Ch. 165, 5825MHz

MODES OF OPERATION

1 Mbps

6 Mbps

36 Mbps

54 Mbps

MCS0

MCS7

POWER SETTINGS INVESTIGATED

5VDC

CONFIGURATIONS INVESTIGATED

ETHE0009 - 6

FREQUENCY RANGE INVESTIGATED

Start Frequency	30 MHz	Stop Frequency	40 GHz
-----------------	--------	----------------	--------

SAMPLE CALCULATIONS

Radiated Emissions: Field Strength = Measured Level + Antenna Factor + Cable Factor - Amplifier Gain + Distance Adjustment Factor + External Attenuation

TEST EQUIPMENT

Description	Manufacturer	Model	ID	Last Cal.	Interval (mo)
EV Cable	ESM Cable Corp.	KMKM-72	EWB	6/25/2014	12 mo
Pre-Amplifier	Miteq	JSW45-26004000-40-5P	PAE	6/25/2014	12 mo
Antenna, Horn	ETS Lindgren	3160-10	AIW	NCR	0 mo
Pre-Amplifier	Miteq	AMF-6F-18002650-25-10P	AVU	9/10/2013	14 mo
Antenna, Horn	ETS	3160-08	AHV	NCR	0 mo
EV01 Cables	N/A	Standard Gain Horns Cables	EVF	2/18/2014	12 mo
Pre-Amplifier	Miteq	AMF-6F-08001200-30-10P	AVC	2/18/2014	12 mo
Antenna, Horn	ETS	3160-07	AHU	NCR	0 mo
EV01 Cables	N/A	Double Ridge Horn Cables	EVB	8/26/2014	12 mo
Pre-Amplifier	Miteq	AMF-3D-00100800-32-13P	PAG	8/26/2014	12 mo
Antenna, Horn	ETS	3115	AIZ	1/24/2014	24 mo
EV01 Cables	N/A	Bilog Cables	EVA	2/18/2014	12 mo
Pre-Amplifier	Miteq	AM-1616-1000	AOL	2/18/2014	12 mo
Antenna, Biconilog	EMCO	3141	AXE	8/29/2014	36 mo
Spectrum Analyzer	Agilent	E4446A	AAQ	1/21/2014	12 mo

MEASUREMENT BANDWIDTHS

Frequency Range (MHz)	Peak Data (kHz)	Quasi-Peak Data (kHz)	Average Data (kHz)
0.01 - 0.15	1.0	0.2	0.2
0.15 - 30.0	10.0	9.0	9.0
30.0 - 1000	100.0	120.0	120.0
Above 1000	1000.0	N/A	1000.0

TEST DESCRIPTION

The highest gain of each type of antenna to be used with the EUT was tested. The EUT was configured for low, mid, and high band transmit frequencies. For each configuration, the spectrum was scanned throughout the specified range. In addition, measurements were made in the restricted bands to verify compliance. While scanning, emissions from the EUT were maximized by rotating the EUT on a turntable, adjusting the position of the EUT and the EUT antenna in three orthogonal axis, and adjusting measurement antenna height and polarization. A preamp and high pass filter were used for this test in order to provide sufficient measurement sensitivity.



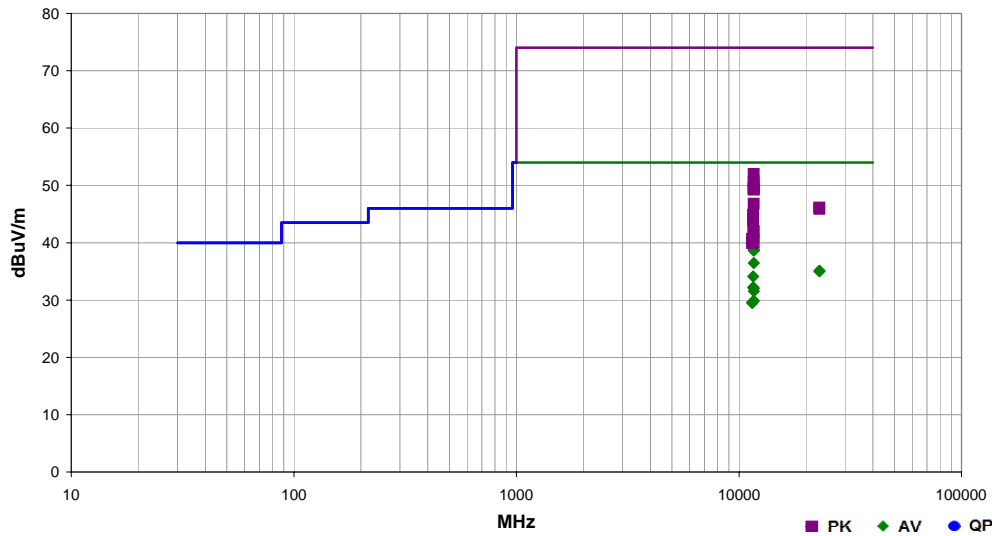
SPURIOUS RADIATED EMISSIONS

PSA-ESCI 2014.09.10
EmiR5 2014.07.09

Work Order:	ETHE0009	Date:	09/24/14	
Project:	None	Temperature:	22.7 °C	
Job Site:	EV01	Humidity:	52.6% RH	
Serial Number:	00409D7B8C9C	Barometric Pres.:	1015 mbar	
EUT:	ConnectCore i.MX6 WiFi/Bluetooth			
Configuration:	6			
Customer:	Etheios Design Solutions			
Attendees:	None			
EUT Power:	5VDC			
Operating Mode:	Continuous Tx Ethertronics Antenna			
Deviations:	None			
Comments:	Please reference the data comments for EUT orientation, power level, modulation and frequency.			

Test Specifications	FCC 15.247:2014	Test Method	ANSI C63.10:2009
---------------------	-----------------	-------------	------------------

Run #	137	Test Distance (m)	3	Antenna Height(s)	1 to 4(m)	Results	Pass
-------	-----	-------------------	---	-------------------	-----------	---------	------



Freq (MHz)	Amplitude (dBuV)	Factor (dB)	Antenna Height (meters)	Azimuth (degrees)	Test Distance (meters)	External Attenuation (dB)	Polarity/Transducer Type	Detector	Distance Adjustment (dB)	Adjusted (dBuV/m)	Spec. Limit (dB)	Compared to Spec. (dB)	Comments
11649.920	44.1	-3.3	1.6	173.0	3.0	0.0	Horz	AV	0.0	40.8	54.0	-13.2	Ch.165 5825MHz 6Mbps PL 18, EUT Horz
11650.120	43.6	-3.3	1.2	3.0	3.0	0.0	Horz	AV	0.0	40.3	54.0	-13.7	Ch.165 5825MHz 6Mbps PL 18, EUT On Side
11650.170	42.5	-3.3	1.6	354.0	3.0	0.0	Horz	AV	0.0	39.2	54.0	-14.8	Ch.165 5825MHz 36Mbps PL 18, EUT Horz
11650.170	42.1	-3.3	1.6	354.0	3.0	0.0	Horz	AV	0.0	38.8	54.0	-15.2	Ch.165 5825MHz MCS7 PL 18, EUT Horz
11650.420	42.0	-3.3	1.6	354.0	3.0	0.0	Horz	AV	0.0	38.7	54.0	-15.3	Ch.165 5825MHz MCS0 PL 18, EUT Horz
11650.000	42.0	-3.3	1.6	354.0	3.0	0.0	Horz	AV	0.0	38.7	54.0	-15.3	Ch.165 5825MHz 54Mbps PL 18, EUT Horz
11649.920	39.8	-3.3	1.0	114.0	3.0	0.0	Vert	AV	0.0	36.5	54.0	-17.5	Ch.165 5825MHz 6Mbps PL 18, EUT Vert
22969.790	35.1	0.0	1.2	84.0	3.0	0.0	Horz	AV	0.0	35.1	54.0	-18.9	Ch.149 5725MHz 6Mbps PL 18, EUT Horz
22974.040	35.0	0.0	1.2	170.0	3.0	0.0	Vert	AV	0.0	35.0	54.0	-19.0	Ch.149 5725MHz 6Mbps PL 18, EUT Vert
11570.250	37.8	-3.7	1.6	341.0	3.0	0.0	Horz	AV	0.0	34.1	54.0	-19.9	Ch.157 5785MHz 6Mbps PL 18, EUT Vert
11572.080	35.9	-3.7	1.2	360.0	3.0	0.0	Vert	AV	0.0	32.2	54.0	-21.8	Ch.157 5785MHz 54Mbps PL 18, EUT Horz
11649.790	35.4	-3.3	1.0	161.0	3.0	0.0	Vert	AV	0.0	32.1	54.0	-21.9	Ch.165 5825MHz 6Mbps PL 18, EUT On Side
11651.170	55.3	-3.3	1.2	3.0	3.0	0.0	Horz	PK	0.0	52.0	74.0	-22.0	Ch.165 5825MHz 6Mbps PL 18, EUT On Side
11649.920	34.9	-3.3	1.0	347.0	3.0	0.0	Horz	AV	0.0	31.6	54.0	-22.4	Ch.165 5825MHz 6Mbps PL 18, EUT Vert
11645.120	54.1	-3.4	1.6	173.0	3.0	0.0	Horz	PK	0.0	50.7	74.0	-23.3	Ch.165 5825MHz 6Mbps PL 18, EUT Horz
11648.790	53.3	-3.3	1.6	354.0	3.0	0.0	Horz	PK	0.0	50.0	74.0	-24.0	Ch.165 5825MHz MCS7 PL 18, EUT Horz
11650.620	33.2	-3.3	1.0	125.0	3.0	0.0	Vert	AV	0.0	29.9	54.0	-24.1	Ch.165 5825MHz 6Mbps PL 18, EUT Horz
11477.620	33.6	-4.2	1.0	330.0	3.0	0.0	Horz	AV	0.0	29.6	54.0	-24.4	Ch.149 5725MHz 6Mbps PL 18, EUT Horz
11477.500	33.7	-4.2	1.0	314.0	3.0	0.0	Vert	AV	0.0	29.5	54.0	-24.5	Ch.149 5725MHz 6Mbps PL 18, EUT Vert
11651.460	52.8	-3.3	1.6	354.0	3.0	0.0	Horz	PK	0.0	49.5	74.0	-24.5	Ch.165 5825MHz MCS0 PL 18, EUT Horz
11650.960	52.7	-3.3	1.6	354.0	3.0	0.0	Horz	PK	0.0	49.4	74.0	-24.6	Ch.165 5825MHz 36Mbps PL 18, EUT Horz
11646.250	52.6	-3.4	1.6	354.0	3.0	0.0	Horz	PK	0.0	49.2	74.0	-24.8	Ch.165 5825MHz 54Mbps PL 18, EUT Horz
11651.040	50.1	-3.3	1.0	114.0	3.0	0.0	Vert	PK	0.0	46.8	74.0	-27.2	Ch.165 5825MHz 6Mbps PL 18, EUT Vert
22967.830	46.1	0.0	1.2	84.0	3.0	0.0	Horz	PK	0.0	46.1	74.0	-27.9	Ch.149 5725MHz 6Mbps PL 18, EUT Horz
22974.250	45.9	0.0	1.2	170.0	3.0	0.0	Vert	PK	0.0	45.9	74.0	-28.1	Ch.149 5725MHz 6Mbps PL 18, EUT Vert
11571.290	48.5	-3.7	1.6	341.0	3.0	0.0	Horz	PK	0.0	44.8	74.0	-29.2	Ch.157 5785MHz 6Mbps PL 18, EUT Vert
11570.960	47.6	-3.7	1.2	360.0	3.0	0.0	Vert	PK	0.0	43.9	74.0	-30.1	Ch.157 5785MHz 6Mbps PL 18, EUT Horz
11642.580	45.4	-3.4	1.0	161.0	3.0	0.0	Vert	PK	0.0	42.0	74.0	-32.0	Ch.165 5825MHz 6Mbps PL 18, EUT On Side
11651.080	45.3	-3.3	1.0	347.0	3.0	0.0	Horz	PK	0.0	42.0	74.0	-32.0	Ch.165 5825MHz 6Mbps PL 18, EUT Vert
11491.330	44.7	-4.1	1.0	330.0	3.0	0.0	Horz	PK	0.0	40.6	74.0	-33.4	Ch.149 5725MHz 6Mbps PL 18, EUT Horz
11646.000	43.6	-3.4	1.0	125.0	3.0	0.0	Vert	PK	0.0	40.2	74.0	-33.8	Ch.165 5825MHz 6Mbps PL 18, EUT Horz
11480.960	44.1	-4.2	1.0	314.0	3.0	0.0	Vert	PK	0.0	39.9	74.0	-34.1	Ch.149 5725MHz 6Mbps PL 18, EUT Vert

Testing was performed using the mode(s) of operation and configuration(s) noted within the report. The individuals and/or the organization requesting the test provided the modes, configurations and settings used to complete the evaluation. The actual test parameters are specified in the test data, this includes items such as investigated frequency range (scanned) and test levels. The testing methods and performance specifications, as well as the test site used for the evaluation are indicated in the test data. The test data represents the configuration / operating mode/ model that produced the highest emission levels as compared to the specification limit.

CHANNELS OF OPERATION

Ch. 149, 5725MHz

Ch. 157, 5785MHz

Ch. 165, 5825MHz

MODES OF OPERATION

1 Mbps

6 Mbps

36 Mbps

54 Mbps

MCS0

MCS7

POWER SETTINGS INVESTIGATED

5VDC

CONFIGURATIONS INVESTIGATED

ETHE0009 - 2

FREQUENCY RANGE INVESTIGATED

Start Frequency	30 MHz	Stop Frequency	40 GHz
-----------------	--------	----------------	--------

SAMPLE CALCULATIONS

Radiated Emissions: Field Strength = Measured Level + Antenna Factor + Cable Factor - Amplifier Gain + Distance Adjustment Factor + External Attenuation

TEST EQUIPMENT

Description	Manufacturer	Model	ID	Last Cal.	Interval (mo)
EV Cable	ESM Cable Corp.	KMKM-72	EWB	6/25/2014	12 mo
Pre-Amplifier	Miteq	JSW45-26004000-40-5P	PAE	6/25/2014	12 mo
Antenna, Horn	ETS Lindgren	3160-10	AIW	NCR	0 mo
Pre-Amplifier	Miteq	AMF-6F-18002650-25-10P	AVU	9/10/2013	14 mo
Antenna, Horn	ETS	3160-08	AHV	NCR	0 mo
EV01 Cables	N/A	Standard Gain Horns Cables	EVF	2/18/2014	12 mo
Pre-Amplifier	Miteq	AMF-6F-08001200-30-10P	AVC	2/18/2014	12 mo
Antenna, Horn	ETS	3160-07	AHU	NCR	0 mo
EV01 Cables	N/A	Double Ridge Horn Cables	EVB	8/26/2014	12 mo
Pre-Amplifier	Miteq	AMF-3D-00100800-32-13P	PAG	8/26/2014	12 mo
Antenna, Horn	ETS	3115	AIZ	1/24/2014	24 mo
EV01 Cables	N/A	Bilog Cables	EVA	2/18/2014	12 mo
Pre-Amplifier	Miteq	AM-1616-1000	AOL	2/18/2014	12 mo
Antenna, Biconilog	EMCO	3141	AXE	8/29/2014	36 mo
Spectrum Analyzer	Agilent	E4446A	AAQ	1/21/2014	12 mo

MEASUREMENT BANDWIDTHS

Frequency Range (MHz)	Peak Data (kHz)	Quasi-Peak Data (kHz)	Average Data (kHz)
0.01 - 0.15	1.0	0.2	0.2
0.15 - 30.0	10.0	9.0	9.0
30.0 - 1000	100.0	120.0	120.0
Above 1000	1000.0	N/A	1000.0

TEST DESCRIPTION

The highest gain of each type of antenna to be used with the EUT was tested. The EUT was configured for low, mid, and high band transmit frequencies. For each configuration, the spectrum was scanned throughout the specified range. In addition, measurements were made in the restricted bands to verify compliance. While scanning, emissions from the EUT were maximized by rotating the EUT on a turntable, adjusting the position of the EUT and the EUT antenna in three orthogonal axis, and adjusting measurement antenna height and polarization. A preamp and high pass filter were used for this test in order to provide sufficient measurement sensitivity.

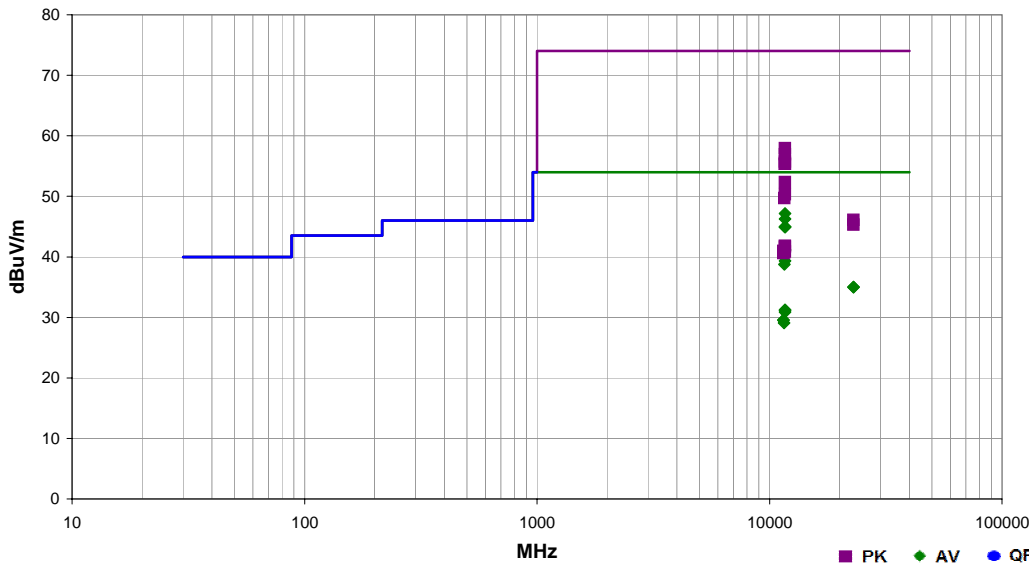


SPURIOUS RADIATED EMISSIONS

Work Order:	ETHE0009	Date:	09/24/14	
Project:	None	Temperature:	22.7 °C	
Job Site:	EV01	Humidity:	52.6% RH	
Serial Number:	00409D 7C03CE	Barometric Pres.:	1015 mbar	
EUT:	ConnectCore i.MX6 WiFi/Bluetooth			
Configuration:	2			
Customer:	Etheios Design Solutions			
Attendees:	None			
EUT Power:	5VDC			
Operating Mode:	Continuous Tx Ant-DB1-RAF-xxx Antenna			
Deviations:	None			
Comments:	Please reference the data comments for EUT orientation, power level, modulation and frequency			

Test Specifications	Test Method
FCC 15.247:2014	ANSI C63.10:2009

Run #	139	Test Distance (m)	3	Antenna Height(s)	1 to 4(m)	Results	Pass
-------	-----	-------------------	---	-------------------	-----------	---------	------



Freq (MHz)	Amplitude (dBuV)	Factor (dB)	Antenna Height (meters)	Azimuth (degrees)	Test Distance (meters)	External Attenuation (dB)	Polarity/Transducer Type	Detector	Distance Adjustment (dB)	Adjusted (dBuV/m)	Spec. Limit (dBuV/m)	Compared to Spec. (dB)	Comments
11651.000	50.5	-3.3	1.1	152.0	3.0	0.0	Vert	AV	0.0	47.2	54.0	-6.8	Ch.165 5825MHz 6Mbps PL 18, EUT Vert
11650.170	49.6	-3.3	1.1	117.0	3.0	0.0	Vert	AV	0.0	46.3	54.0	-7.7	Ch.165 5825MHz 36Mbps PL 18, EUT Vert
11650.250	48.3	-3.3	1.1	117.0	3.0	0.0	Vert	AV	0.0	45.0	54.0	-9.0	Ch.165 5825MHz 54Mbps PL 18, EUT Vert
11650.210	48.3	-3.3	1.1	117.0	3.0	0.0	Vert	AV	0.0	45.0	54.0	-9.0	Ch.165 5825MHz MCS0 PL 18, EUT Vert
11649.920	48.3	-3.3	1.1	117.0	3.0	0.0	Vert	AV	0.0	45.0	54.0	-9.0	Ch.165 5825MHz MCS7 PL 18, EUT Vert
11650.040	44.5	-3.3	1.4	288.0	3.0	0.0	Horz	AV	0.0	41.2	54.0	-12.8	Ch.165 5825MHz 6Mbps PL 18, EUT Horz
11650.120	42.7	-3.3	2.7	5.0	3.0	0.0	Horz	AV	0.0	39.4	54.0	-14.6	Ch.165 5825MHz 6Mbps PL 18, EUT On Side
11571.290	42.4	-3.7	1.1	159.0	3.0	0.0	Vert	AV	0.0	38.7	54.0	-15.3	Ch.157 5785MHz 6Mbps PL 18, EUT Vert
11652.290	61.3	-3.3	1.1	152.0	3.0	0.0	Vert	PK	0.0	58.0	74.0	-16.0	Ch.165 5825MHz 6Mbps PL 18, EUT Vert
11652.330	60.3	-3.3	1.1	117.0	3.0	0.0	Vert	PK	0.0	57.0	74.0	-17.0	Ch.165 5825MHz 36Mbps PL 18, EUT Vert
11649.330	59.1	-3.3	1.1	117.0	3.0	0.0	Vert	PK	0.0	55.8	74.0	-18.2	Ch.165 5825MHz 54Mbps PL 18, EUT Vert
11652.920	58.7	-3.3	1.1	117.0	3.0	0.0	Vert	PK	0.0	55.4	74.0	-18.6	Ch.165 5825MHz MCS7 PL 18, EUT Vert
11652.750	58.7	-3.3	1.1	117.0	3.0	0.0	Vert	PK	0.0	55.4	74.0	-18.6	Ch.165 5825MHz MCS0 PL 18, EUT Vert
22975.670	35.0	0.0	1.2	62.0	3.0	0.0	Horz	AV	0.0	35.0	54.0	-19.0	Ch.149 5725MHz 6Mbps PL 18, EUT Horz
22977.170	35.0	0.0	1.2	305.0	3.0	0.0	Vert	AV	0.0	35.0	54.0	-19.0	Ch.149 5725MHz 6Mbps PL 18, EUT Vert
11649.080	55.7	-3.3	1.4	288.0	3.0	0.0	Horz	PK	0.0	52.4	74.0	-21.6	Ch.165 5825MHz 6Mbps PL 18, EUT Horz
11650.210	34.6	-3.3	1.0	135.0	3.0	0.0	Horz	AV	0.0	31.3	54.0	-22.7	Ch.165 5825MHz 6Mbps PL 18, EUT Vert
11650.080	34.5	-3.3	1.1	184.0	3.0	0.0	Vert	AV	0.0	31.2	54.0	-22.8	Ch.165 5825MHz 6Mbps PL 18, EUT On Side
11650.170	34.2	-3.3	2.0	12.0	3.0	0.0	Vert	AV	0.0	30.9	54.0	-23.1	Ch.165 5825MHz 6Mbps PL 18, EUT Vert
11650.920	53.7	-3.3	2.7	5.0	3.0	0.0	Horz	PK	0.0	50.4	74.0	-23.6	Ch.165 5825MHz 6Mbps PL 18, EUT On Side
11569.710	53.4	-3.7	1.1	159.0	3.0	0.0	Vert	PK	0.0	49.7	74.0	-24.3	Ch.157 5785MHz 6Mbps PL 18, EUT Vert
11485.790	33.7	-4.1	1.0	206.0	3.0	0.0	Horz	AV	0.0	29.6	54.0	-24.4	Ch.149 5725MHz 6Mbps PL 18, EUT Vert
11484.580	33.7	-4.1	1.0	206.0	3.0	0.0	Vert	AV	0.0	29.6	54.0	-24.4	Ch.149 5725MHz 6Mbps PL 18, EUT Vert
11561.170	32.8	-3.7	1.0	200.0	3.0	0.0	Horz	AV	0.0	29.1	54.0	-24.9	Ch.157 5785MHz 6Mbps PL 18, EUT Horz
22990.500	46.1	0.0	1.2	305.0	3.0	0.0	Vert	PK	0.0	46.1	74.0	-27.9	Ch.149 5725MHz 6Mbps PL 18, EUT Vert
22968.380	45.3	0.0	1.2	62.0	3.0	0.0	Horz	PK	0.0	45.3	74.0	-28.7	Ch.149 5725MHz 6Mbps PL 18, EUT Horz
11661.920	45.1	-3.3	2.0	12.0	3.0	0.0	Vert	PK	0.0	41.8	74.0	-32.2	Ch.165 5825MHz 6Mbps PL 18, EUT Vert
11648.750	45.0	-3.3	1.0	135.0	3.0	0.0	Horz	PK	0.0	41.7	74.0	-32.3	Ch.165 5825MHz 6Mbps PL 18, EUT Vert
11493.120	45.0	-4.0	1.0	206.0	3.0	0.0	Horz	PK	0.0	41.0	74.0	-33.0	Ch.149 5725MHz 6Mbps PL 18, EUT Vert
11648.120	44.2	-3.3	1.1	184.0	3.0	0.0	Vert	PK	0.0	40.9	74.0	-33.1	Ch.165 5825MHz 6Mbps PL 18, EUT On Side
11571.290	44.4	-3.7	1.0	200.0	3.0	0.0	Horz	PK	0.0	40.7	74.0	-33.3	Ch.157 5785MHz 6Mbps PL 18, EUT Horz
11488.580	44.7	-4.1	1.0	206.0	3.0	0.0	Vert	PK	0.0	40.6	74.0	-33.4	Ch.149 5725MHz 6Mbps PL 18, EUT Vert

BAND EDGE COMPLIANCE

Testing was performed using the mode(s) of operation and configuration(s) noted within the report. The individuals and/or the organization requesting the test provided the modes, configurations and settings used to complete the evaluation. The actual test parameters are specified in the test data, this includes items such as investigated frequency range (scanned) and test levels. The testing methods and performance specifications, as well as the test site used for the evaluation are indicated in the test data.

TEST EQUIPMENT

Description	Manufacturer	Model	ID	Last Cal.	Interval (mo)
Signal Generator MXG	Agilent	N5183A	TIK	6/7/2012	36
40 GHz DC block	Fairview Microwave	SD3379	AMI	9/26/2013	14
Attenuator - 20db, 'SMA'	SM Electronics	SA26B-20	RFW	4/3/2014	12
Spectrum Analyzer	Agilent	E4440A	AAX	4/28/2014	12

TEST DESCRIPTION

The spurious RF conducted emissions at the edges of the authorized bands were measured with the EUT set to low and high transmit frequencies in each available band. The channels closest to the band edges were selected. The measurement was made using a direct connection between the RF output of the EUT and the spectrum analyzer. The EUT was transmitting at the data rate(s) listed in the datasheet.

The spectrum was scanned below the lower band edge and above the higher band edge.



BAND EDGE COMPLIANCE

XMit 2014.02.07
NweTx 2014.09.23

EUT: ConnectCore i.MX6 WiFi/Bluetooth	Work Order: ETHE0009
Serial Number: 00409D 7C03B4	Date: 09/29/14
Customer: Etherios Design Solutions	Temperature: 22.4°C
Attendees: None	Humidity: 47%
Project: None	Barometric Pres.: 1023.7
Tested by: Trevor Buls	Power: 5VDC
	Job Site: MN08
TEST SPECIFICATIONS	
FCC 15.247:2014	Test Method
	ANSI C63.10:2009

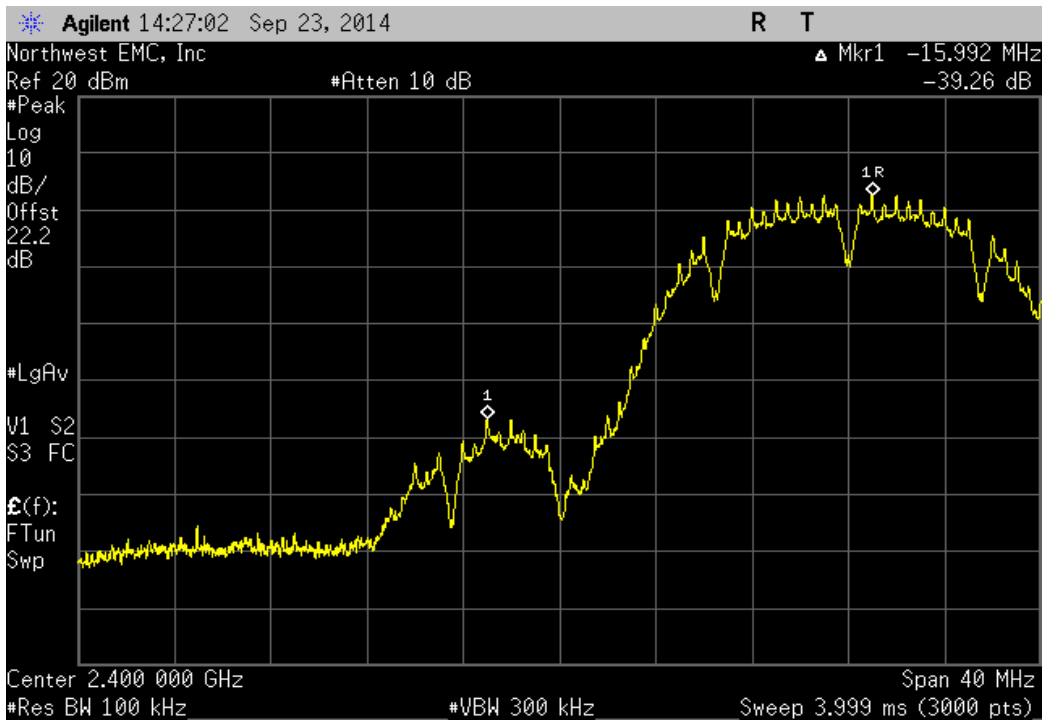
COMMENTS
None

DEVIATIONS FROM TEST STANDARD
None

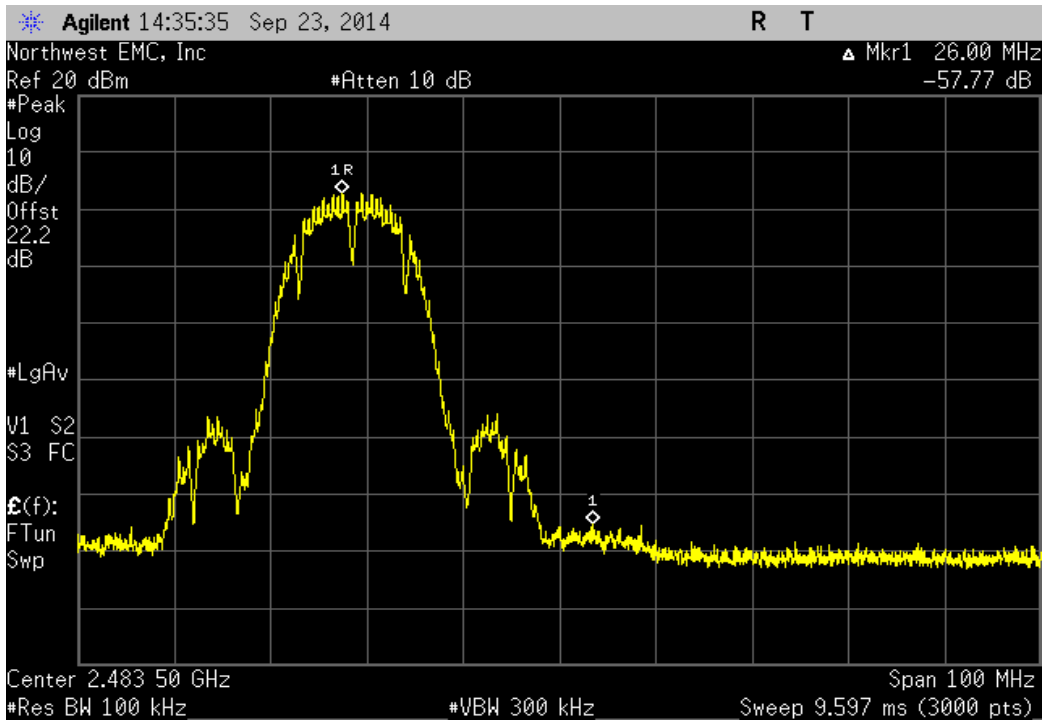
Configuration #	1	Signature <i>Trevor Buls</i>
-----------------	---	------------------------------

	Value (dBc)	Limit ≤ (dBc)	Result
2400 MHz - 2483.5 MHz Band			
802.11(b) 1 Mbps			
Low Channel 1, 2412 MHz	-39.26	-20	Pass
High Channel 11, 2462 MHz	-57.77	-20	Pass
802.11(b) 11 Mbps			
Low Channel 1, 2412 MHz	-38.49	-20	Pass
High Channel 11, 2462 MHz	-58.65	-20	Pass
802.11(g) 6 Mbps			
Low Channel 1, 2412 MHz	-26.82	-20	Pass
High Channel 11, 2462 MHz	-38.18	-20	Pass
802.11(g) 36 Mbps			
Low Channel 1, 2412 MHz	-27.83	-20	Pass
High Channel 11, 2462 MHz	-43.83	-20	Pass
802.11(g) 54 Mbps			
Low Channel 1, 2412 MHz	-27.06	-20	Pass
High Channel 11, 2462 MHz	-42.96	-20	Pass
802.11(n) MCS0			
Low Channel 1, 2412 MHz	-24.09	-20	Pass
High Channel 11, 2462 MHz	-37.2	-20	Pass
802.11(n) MCS7			
Low Channel 1, 2412 MHz	-28.71	-20	Pass
High Channel 11, 2462 MHz	-43.94	-20	Pass
5725 MHz - 5850 MHz Band			
802.11(a) 6 Mbps			
Low Channel 149, 5745 MHz	-37.96	-20	Pass
High Channel 165, 5825 MHz	-43.95	-20	Pass
802.11(a) 36 Mbps			
Low Channel 149, 5745 MHz	-40.85	-20	Pass
High Channel 165, 5825 MHz	-49.4	-20	Pass
802.11(a) 54 Mbps			
Low Channel 149, 5745 MHz	-49.15	-20	Pass
High Channel 165, 5825 MHz	-48.49	-20	Pass
802.11(n) MCS0 - UNII			
Low Channel 149, 5745 MHz	-35.98	-20	Pass
High Channel 165, 5825 MHz	-45.05	-20	Pass
802.11(n) MCS7 - UNII			
Low Channel 149, 5745 MHz	-47.3	-20	Pass
High Channel 165, 5825 MHz	-50.48	-20	Pass

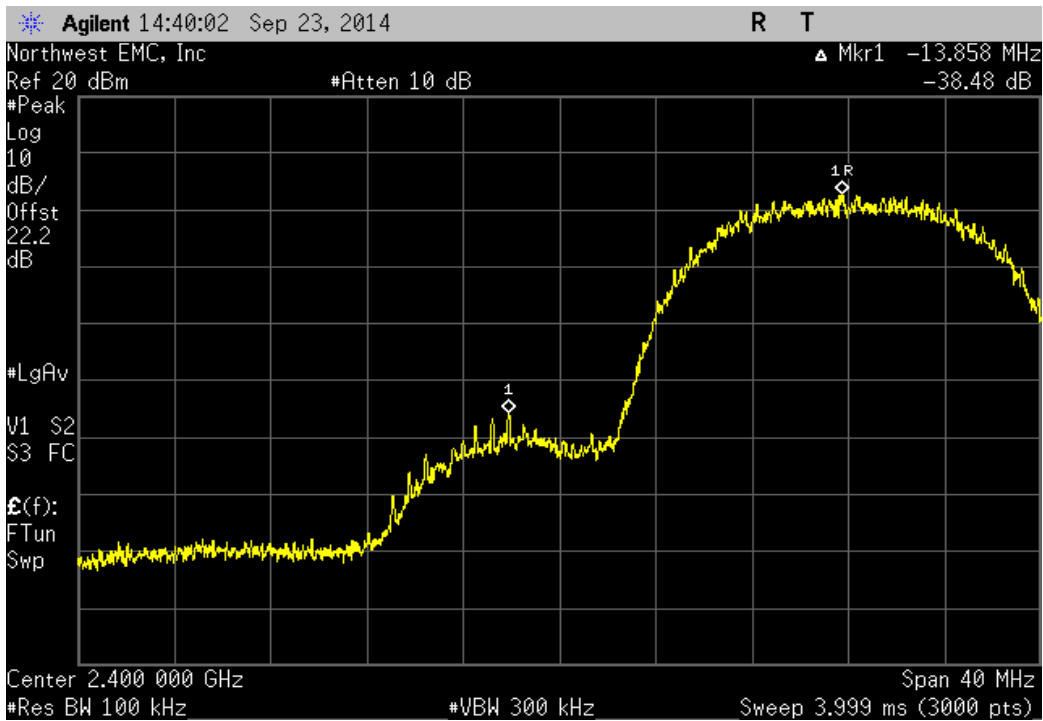
2400 MHz - 2483.5 MHz Band, 802.11(b) 1 Mbps, Low Channel 1, 2412 MHz			
	Value (dBc)	Limit ≤ (dBc)	Result
	-39.26	-20	Pass



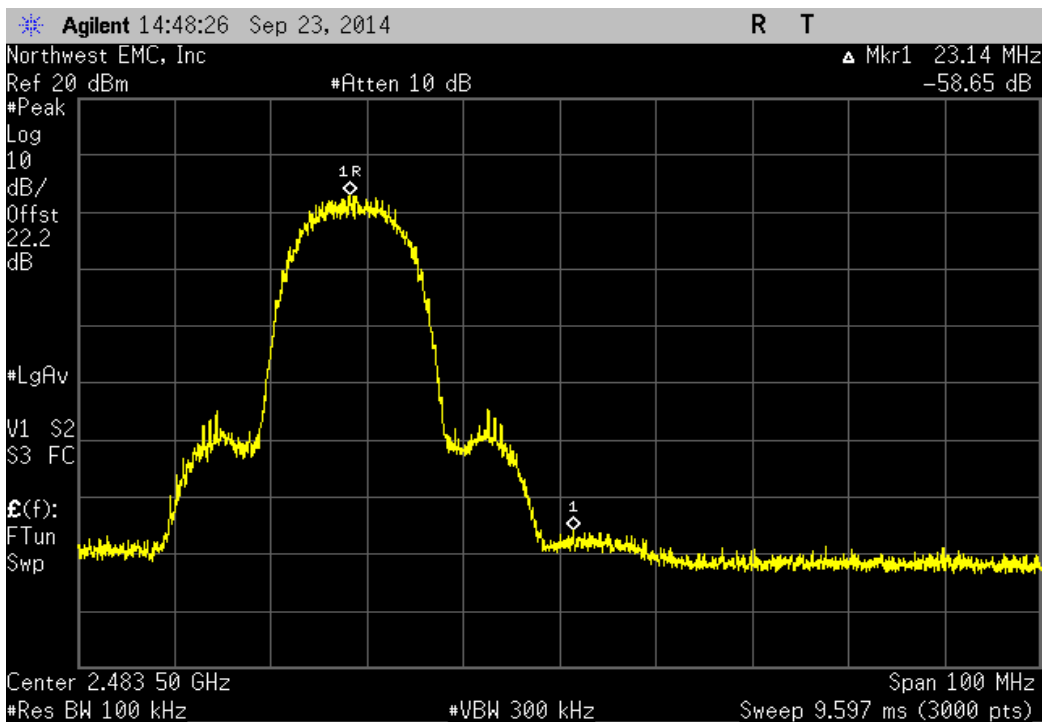
2400 MHz - 2483.5 MHz Band, 802.11(b) 1 Mbps, High Channel 11, 2462 MHz			
	Value (dBc)	Limit ≤ (dBc)	Result
	-57.77	-20	Pass



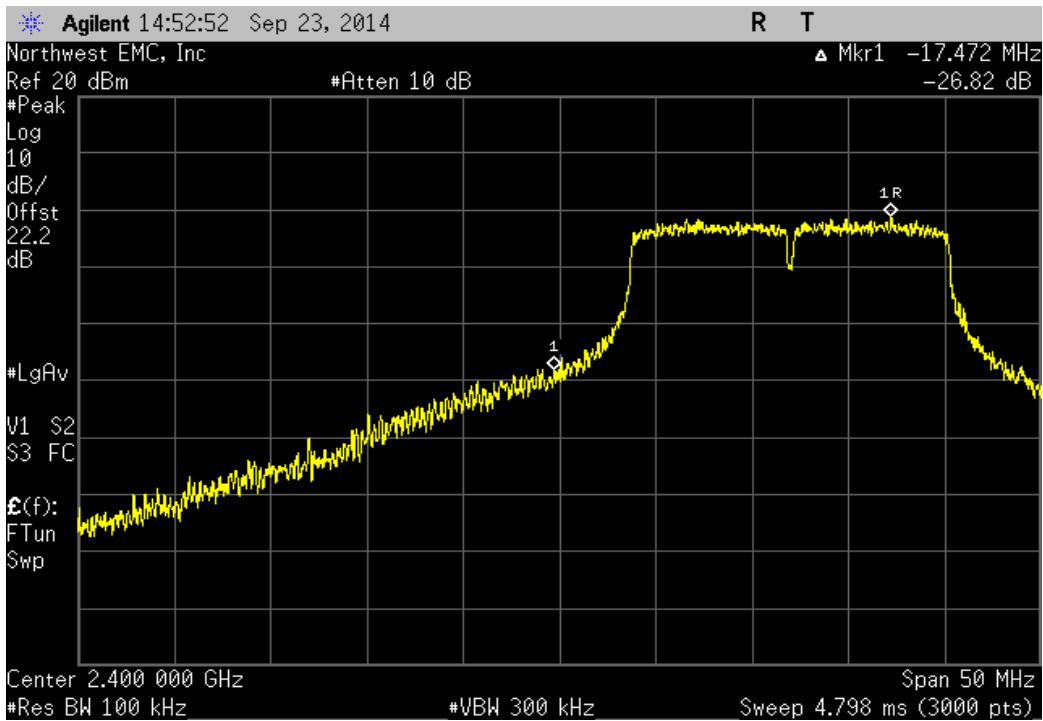
2400 MHz - 2483.5 MHz Band, 802.11(b) 11 Mbps, Low Channel 1, 2412 MHz			
	Value (dBc)	Limit ≤ (dBc)	Result
	-38.49	-20	Pass



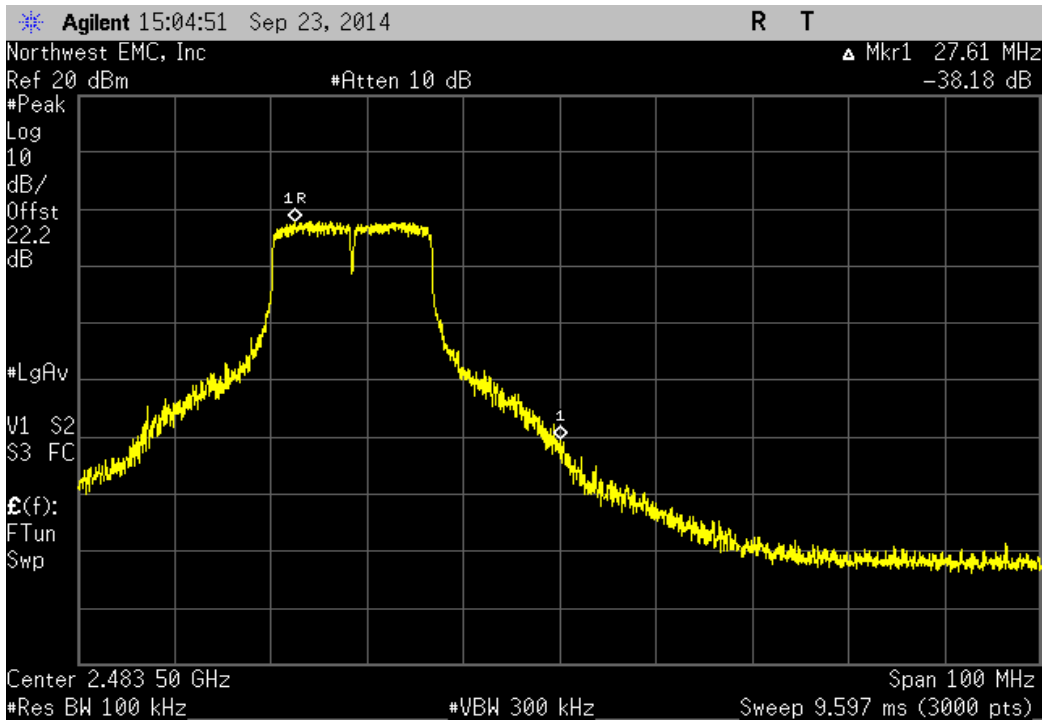
2400 MHz - 2483.5 MHz Band, 802.11(b) 11 Mbps, High Channel 11, 2462 MHz			
	Value (dBc)	Limit ≤ (dBc)	Result
	-58.65	-20	Pass



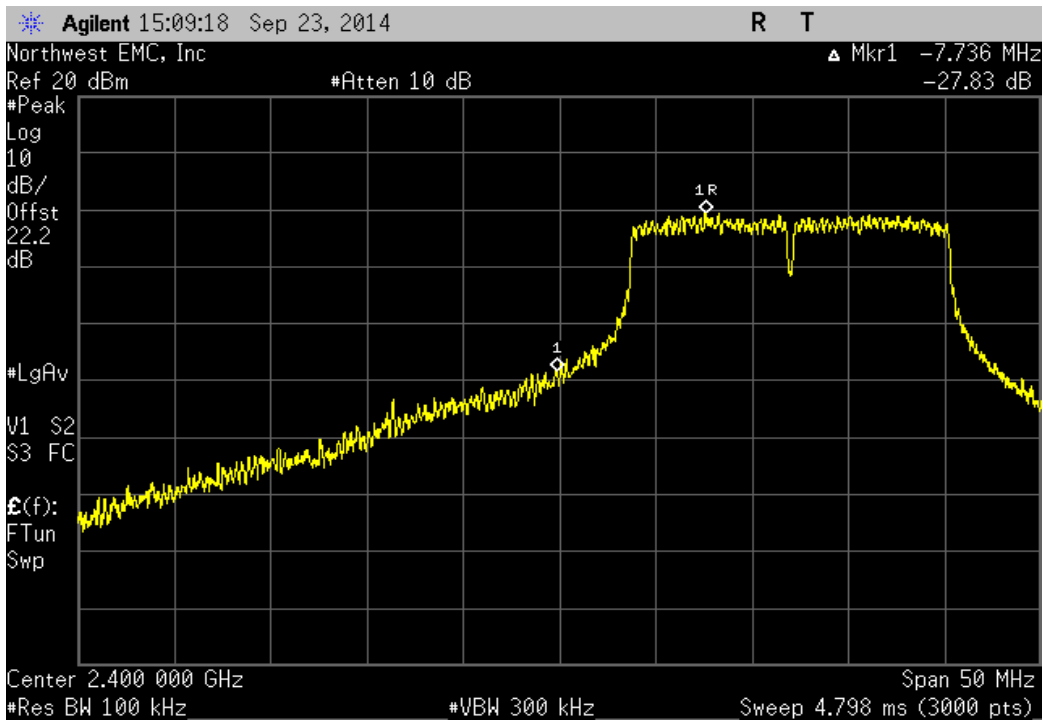
2400 MHz - 2483.5 MHz Band, 802.11(g) 6 Mbps, Low Channel 1, 2412 MHz			
	Value (dBc)	Limit ≤ (dBc)	Result
	-26.82	-20	Pass



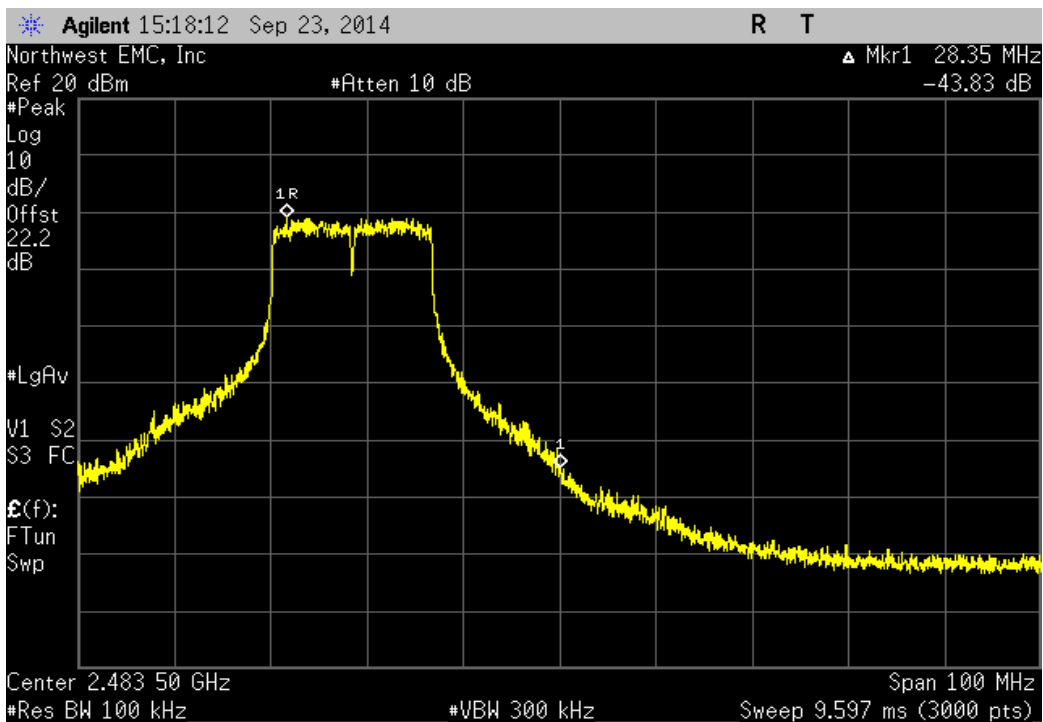
2400 MHz - 2483.5 MHz Band, 802.11(g) 6 Mbps, High Channel 11, 2462 MHz			
	Value (dBc)	Limit ≤ (dBc)	Result
	-38.18	-20	Pass



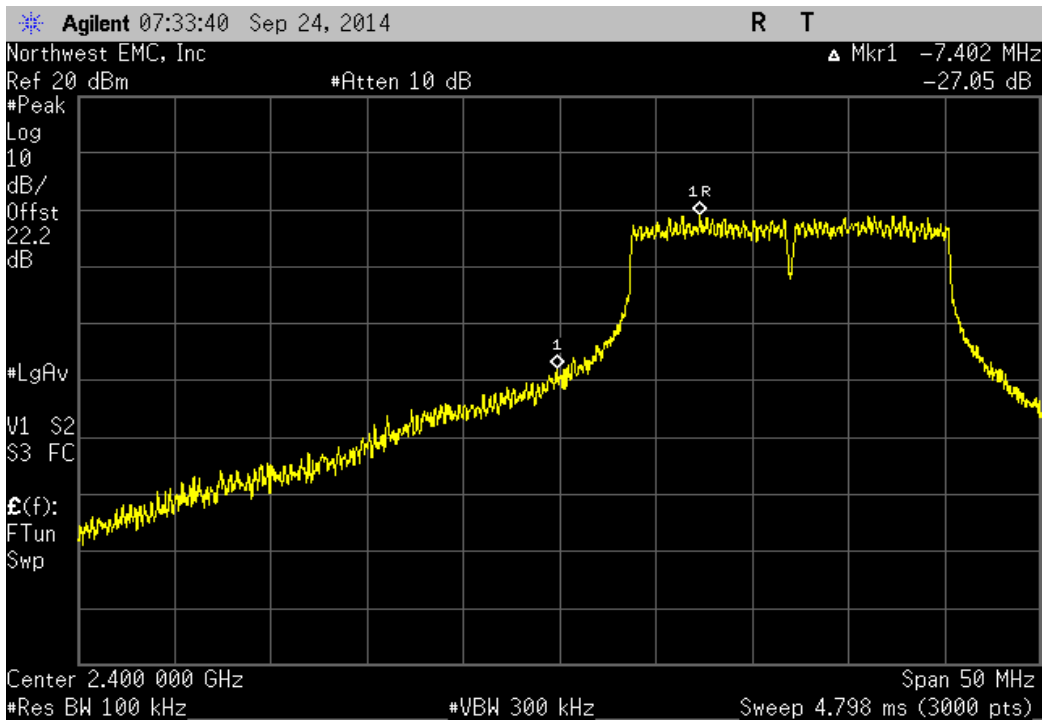
2400 MHz - 2483.5 MHz Band, 802.11(g) 36 Mbps, Low Channel 1, 2412 MHz			
	Value (dBc)	Limit ≤ (dBc)	Result
	-27.83	-20	Pass



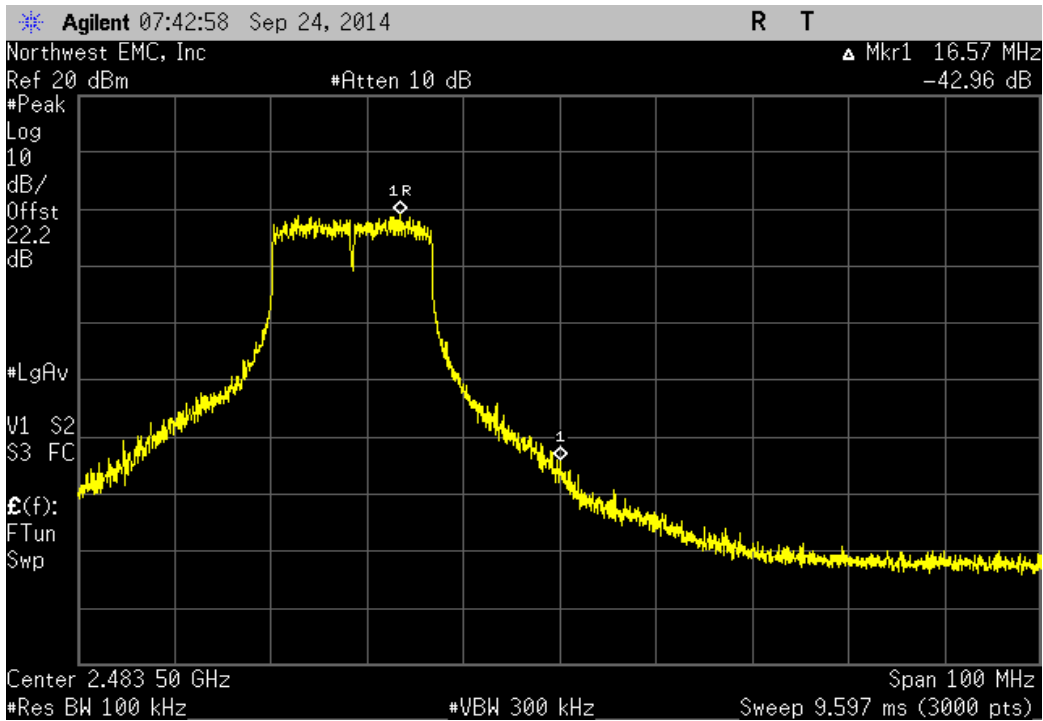
2400 MHz - 2483.5 MHz Band, 802.11(g) 36 Mbps, High Channel 11, 2462 MHz			
	Value (dBc)	Limit ≤ (dBc)	Result
	-43.83	-20	Pass



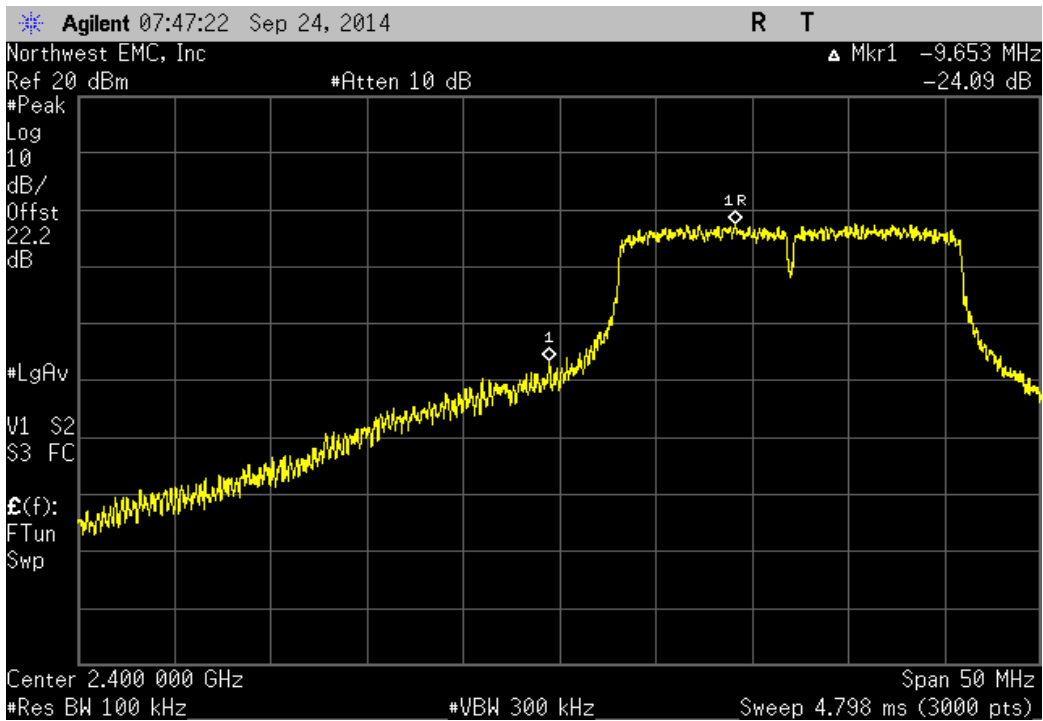
2400 MHz - 2483.5 MHz Band, 802.11(g) 54 Mbps, Low Channel 1, 2412 MHz			
	Value (dBc)	Limit ≤ (dBc)	Result
	-27.06	-20	Pass



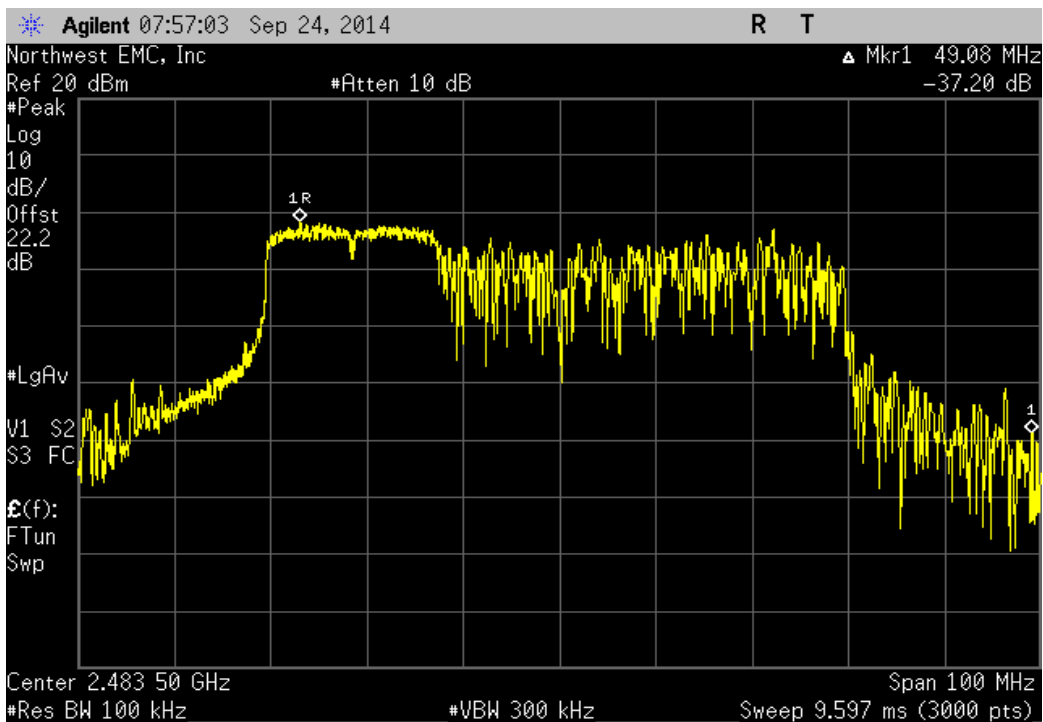
2400 MHz - 2483.5 MHz Band, 802.11(g) 54 Mbps, High Channel 11, 2462 MHz			
	Value (dBc)	Limit ≤ (dBc)	Result
	-42.96	-20	Pass



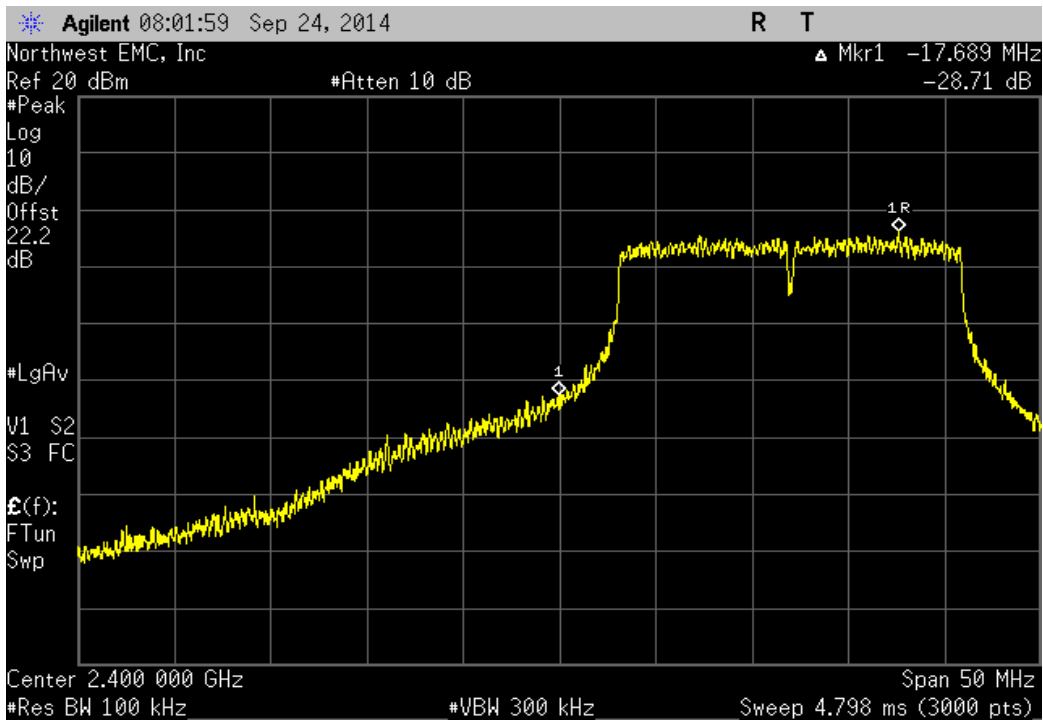
2400 MHz - 2483.5 MHz Band, 802.11(n) MCS0, Low Channel 1, 2412 MHz			
	Value (dBc)	Limit ≤ (dBc)	Result
	-24.09	-20	Pass



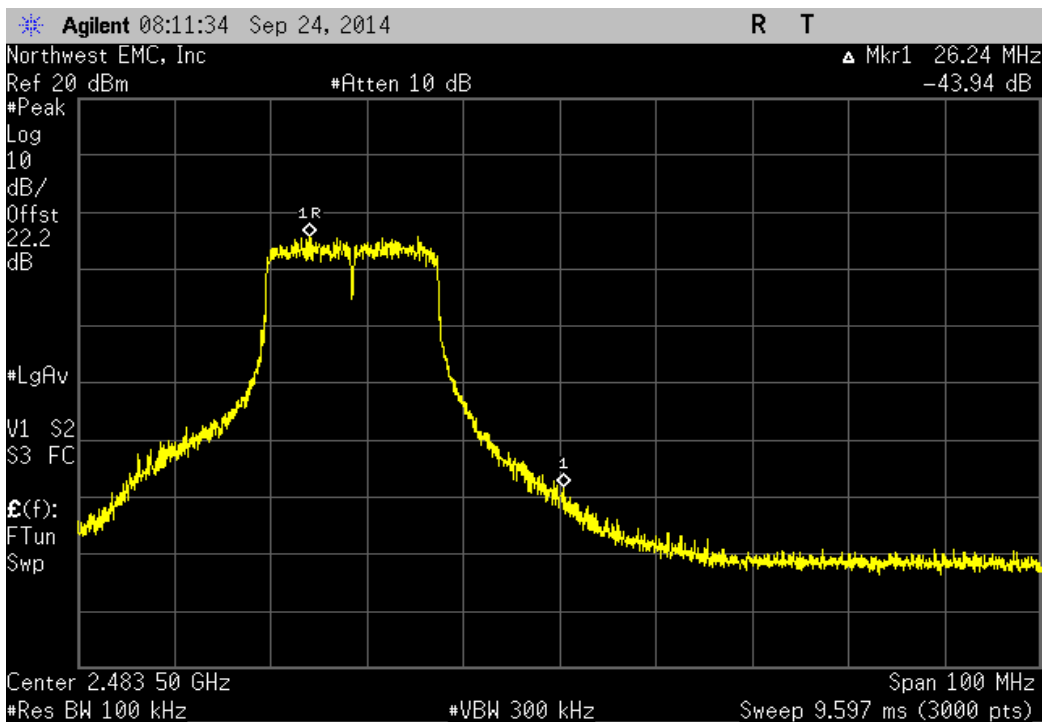
2400 MHz - 2483.5 MHz Band, 802.11(n) MCS0, High Channel 11, 2462 MHz			
	Value (dBc)	Limit ≤ (dBc)	Result
	-37.2	-20	Pass



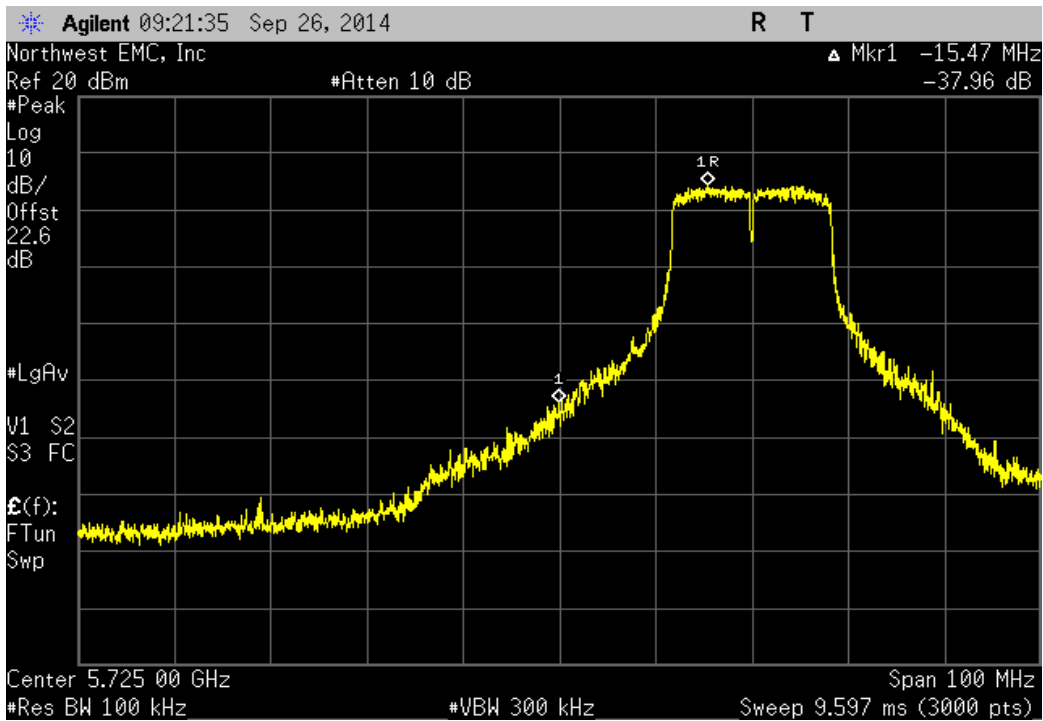
2400 MHz - 2483.5 MHz Band, 802.11(n) MCS7, Low Channel 1, 2412 MHz			
	Value (dBc)	Limit ≤ (dBc)	Result
	-28.71	-20	Pass



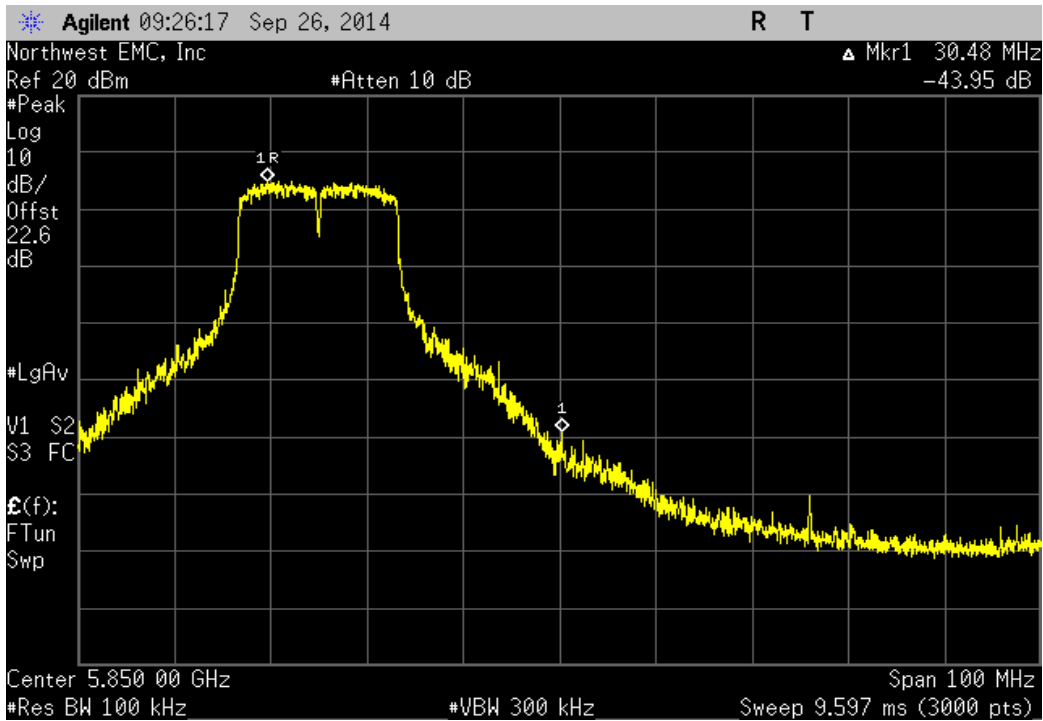
2400 MHz - 2483.5 MHz Band, 802.11(n) MCS7, High Channel 11, 2462 MHz			
	Value (dBc)	Limit ≤ (dBc)	Result
	-43.94	-20	Pass



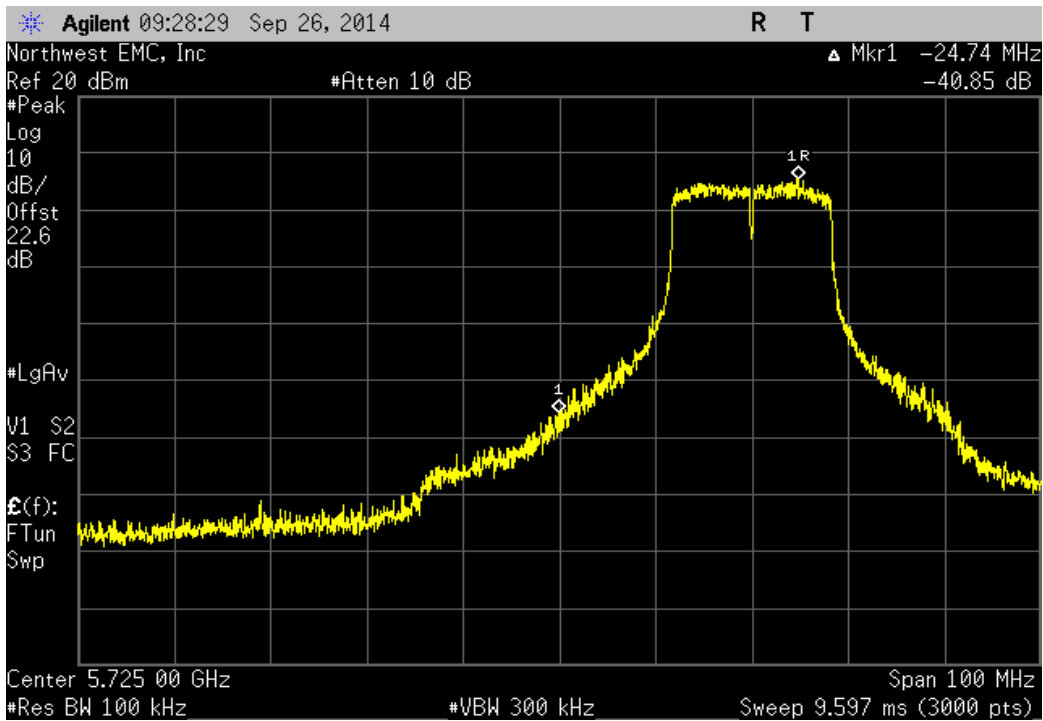
5725 MHz - 5850 MHz Band, 802.11(a) 6 Mbps, Low Channel 149, 5745 MHz			
	Value (dBc)	Limit ≤ (dBc)	Result
	-37.96	-20	Pass



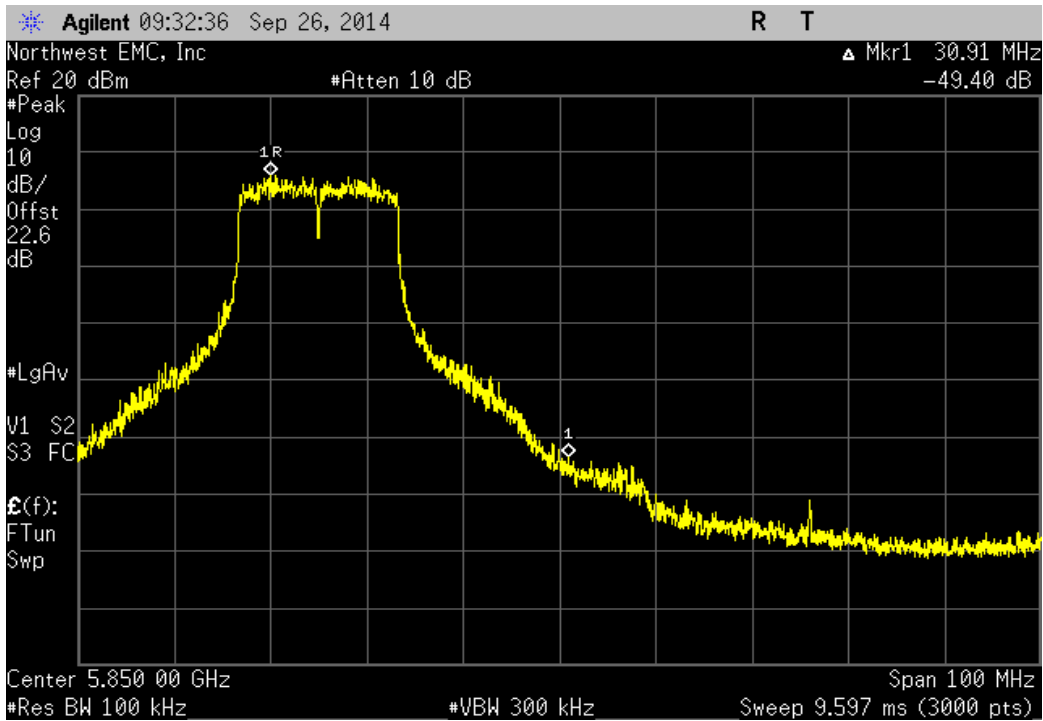
5725 MHz - 5850 MHz Band, 802.11(a) 6 Mbps, High Channel 165, 5825 MHz			
	Value (dBc)	Limit ≤ (dBc)	Result
	-43.95	-20	Pass



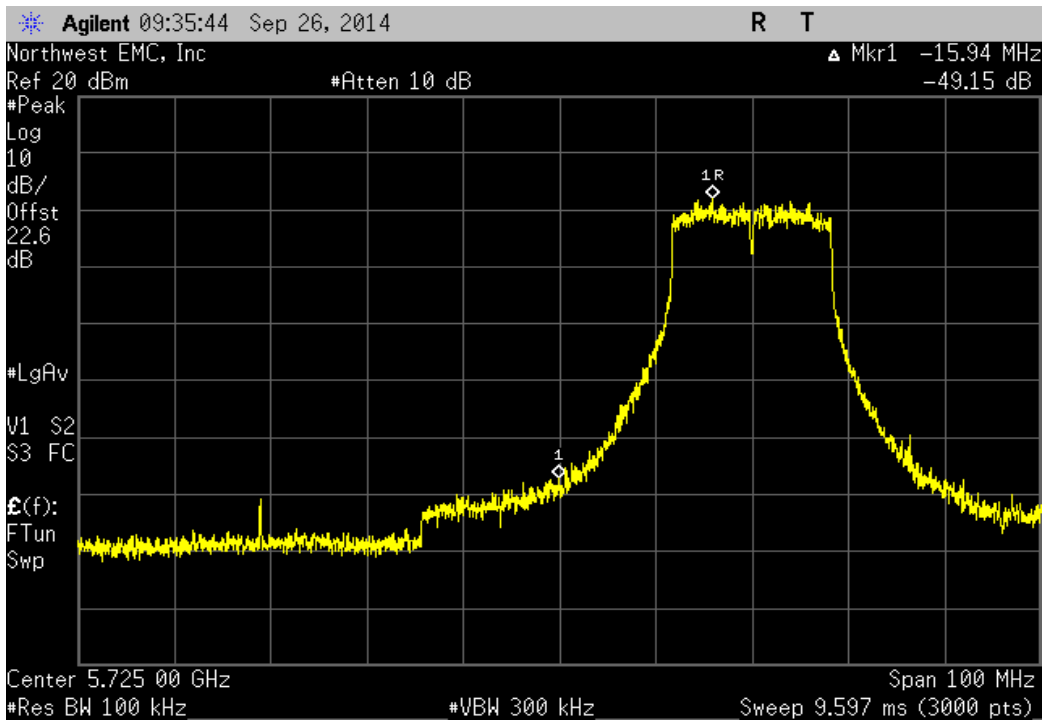
5725 MHz - 5850 MHz Band, 802.11(a) 36 Mbps, Low Channel 149, 5745 MHz			
	Value (dBc)	Limit ≤ (dBc)	Result
	-40.85	-20	Pass



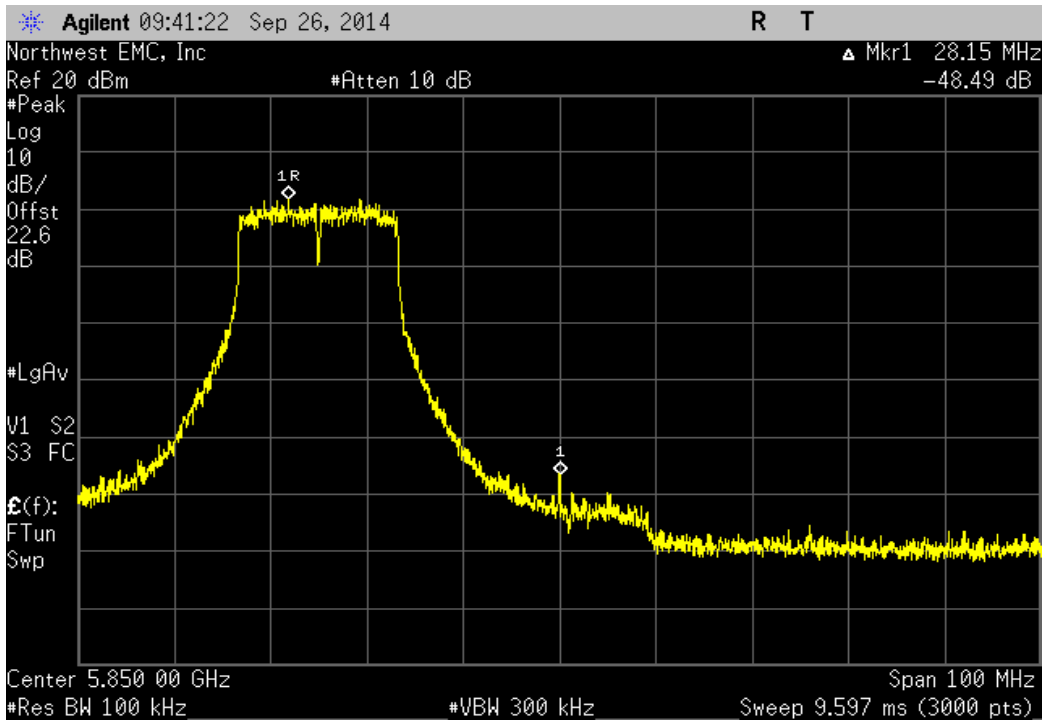
5725 MHz - 5850 MHz Band, 802.11(a) 36 Mbps, High Channel 165, 5825 MHz			
	Value (dBc)	Limit ≤ (dBc)	Result
	-49.4	-20	Pass



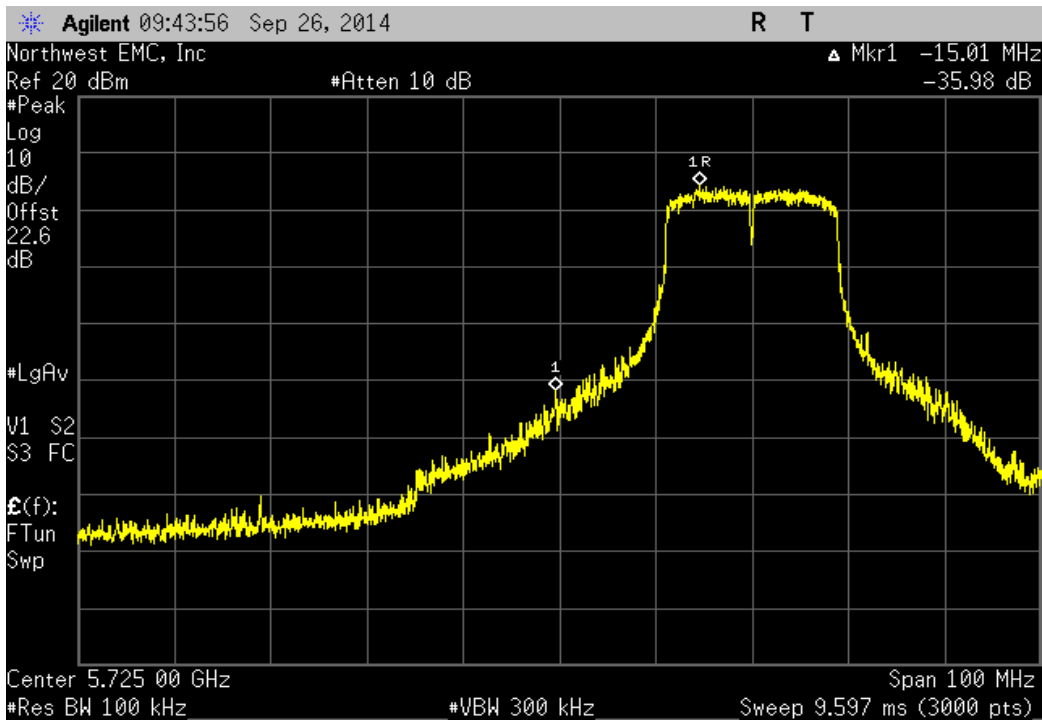
5725 MHz - 5850 MHz Band, 802.11(a) 54 Mbps, Low Channel 149, 5745 MHz			
	Value (dBc)	Limit ≤ (dBc)	Result
	-49.15	-20	Pass



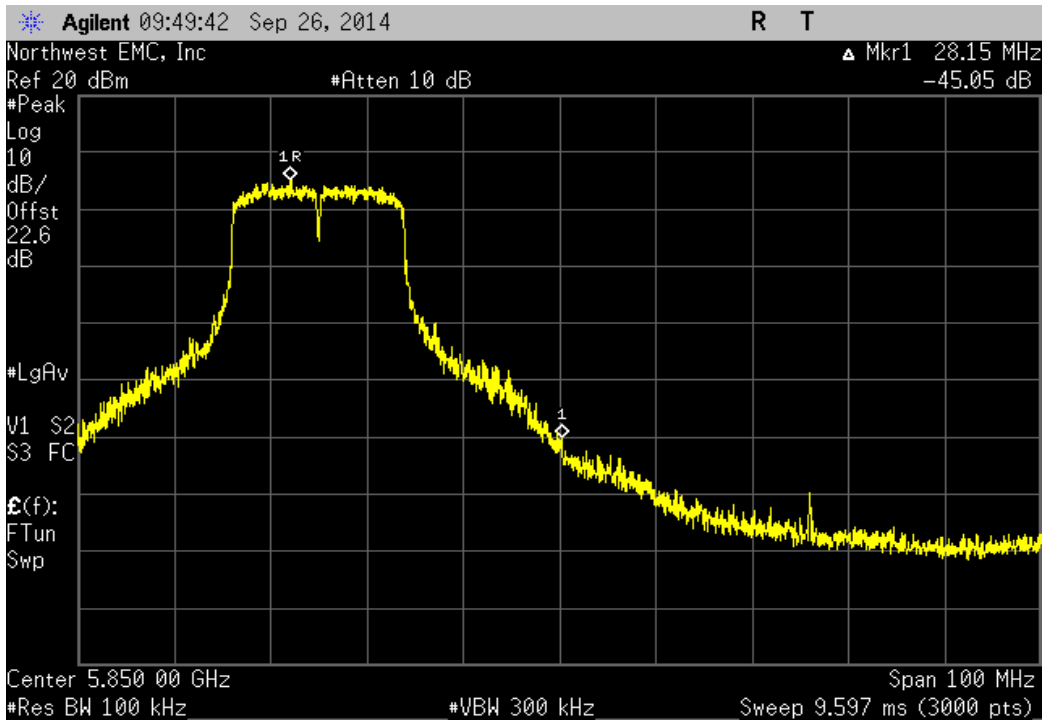
5725 MHz - 5850 MHz Band, 802.11(a) 54 Mbps, High Channel 165, 5825 MHz			
	Value (dBc)	Limit ≤ (dBc)	Result
	-48.49	-20	Pass



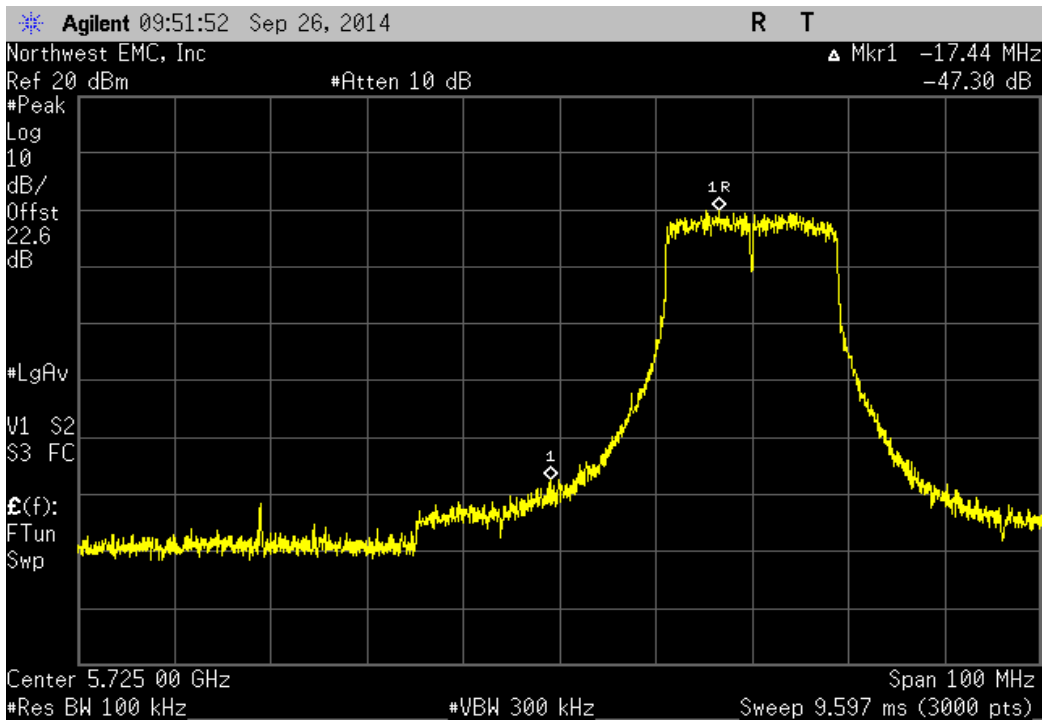
5725 MHz - 5850 MHz Band, 802.11(n) MCS0 - UNII, Low Channel 149, 5745 MHz			
	Value (dBc)	Limit ≤ (dBc)	Result
	-35.98	-20	Pass



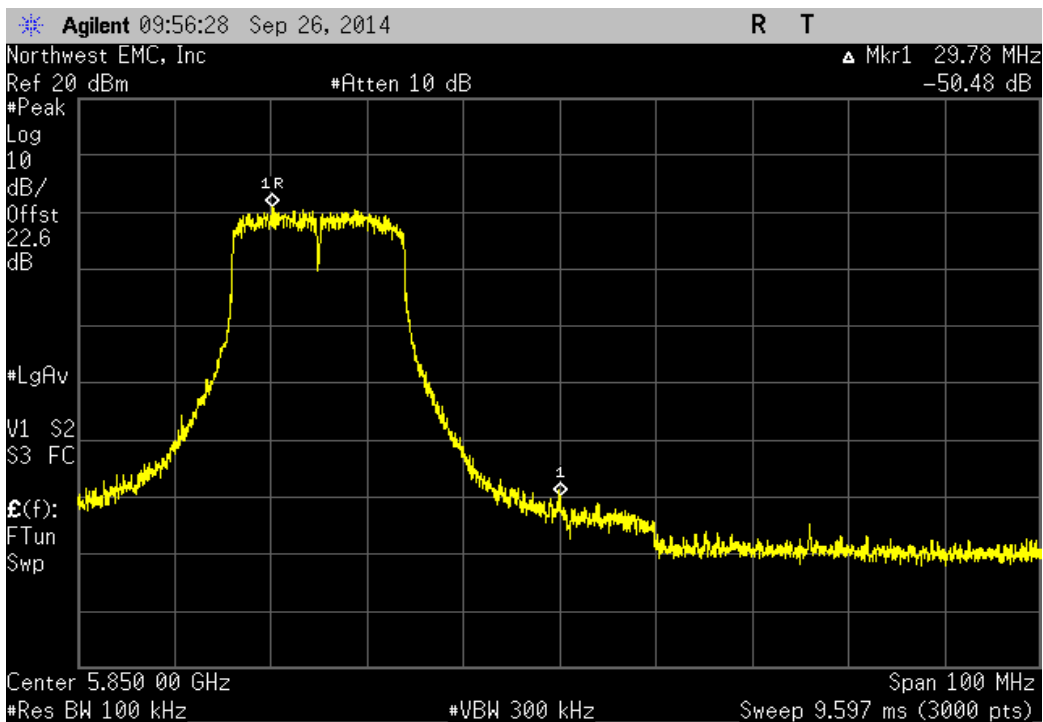
5725 MHz - 5850 MHz Band, 802.11(n) MCS0 - UNII, High Channel 165, 5825 MHz			
	Value (dBc)	Limit ≤ (dBc)	Result
	-45.05	-20	Pass



5725 MHz - 5850 MHz Band, 802.11(n) MCS7 - UNII, Low Channel 149, 5745 MHz			
	Value (dBc)	Limit ≤ (dBc)	Result
	-47.3	-20	Pass



5725 MHz - 5850 MHz Band, 802.11(n) MCS7 - UNII, High Channel 165, 5825 MHz			
	Value (dBc)	Limit ≤ (dBc)	Result
	-50.48	-20	Pass



SPURIOUS CONDUCTED EMISSIONS

Testing was performed using the mode(s) of operation and configuration(s) noted within the report. The individuals and/or the organization requesting the test provided the modes, configurations and settings used to complete the evaluation. The actual test parameters are specified in the test data, this includes items such as investigated frequency range (scanned) and test levels. The testing methods and performance specifications, as well as the test site used for the evaluation are indicated in the test data.

TEST EQUIPMENT

Description	Manufacturer	Model	ID	Last Cal.	Interval (mo)
40 GHz DC block	Fairview Microwave	SD3379	AMI	9/26/2013	14
Signal Generator MXG	Agilent	N5183A	TIK	6/7/2012	36
Attenuator SMA - 20dB, 40 GHz	Fairview Microwave	SA4014-20	AQI	9/26/2013	14
Spectrum Analyzer	Agilent	N9010A	AFI	1/27/2013	24

TEST DESCRIPTION

The spurious RF conducted emissions were measured with the EUT set to low, medium and high transmit frequencies. The measurements were made using a direct connection between the RF output of the EUT and the spectrum analyzer. The EUT was transmitting at the data rate(s) listed in the datasheet. For each transmit frequency, the spectrum was scanned throughout the specified frequency range.



SPURIOUS CONDUCTED EMISSIONS

XMit 2014.02.07
NweTx 2014.09.23

EUT: ConnectCore i.MX6 WiFi/Bluetooth	Work Order: ETHE0009
Serial Number: 00409D 7C03B4	Date: 09/30/14
Customer: Etherios Design Solutions	Temperature: 22.5°C
Attendees: None	Humidity: 42%
Project: None	Barometric Pres.: 1021
Tested by: Trevor Buls	Power: 5VDC
	Job Site: MN05

TEST SPECIFICATIONS	Test Method
FCC 15.247:2014	ANSI C63.10:2009

COMMENTS
None

DEVIATIONS FROM TEST STANDARD
None

Configuration #	1	Signature <i>Trevor Buls</i>
-----------------	---	------------------------------

2400 MHz - 2483.5 MHz Band	Frequency Range	Value (dBc)	Limit ≤ (dBc)	Result
802.11(b) 1 Mbps				
Low Channel 1, 2412 MHz	Fundamental	N/A	N/A	N/A
Low Channel 1, 2412 MHz	30 MHz - 12.5 GHz	-43.15	-20	Pass
Low Channel 1, 2412 MHz	12.5 GHz - 25 GHz	-54.39	-20	Pass
Mid Channel 6, 2437 MHz	Fundamental	N/A	N/A	N/A
Mid Channel 6, 2437 MHz	30 MHz - 12.5 GHz	-45.46	-20	Pass
Mid Channel 6, 2437 MHz	12.5 GHz - 25 GHz	-54.82	-20	Pass
High Channel 11, 2462 MHz	Fundamental	N/A	N/A	N/A
High Channel 11, 2462 MHz	30 MHz - 12.5 GHz	-47.4	-20	Pass
High Channel 11, 2462 MHz	12.5 GHz - 25 GHz	-55.05	-20	Pass
802.11(b) 11 Mbps				
Low Channel 1, 2412 MHz	Fundamental	N/A	N/A	N/A
Low Channel 1, 2412 MHz	30 MHz - 12.5 GHz	-53.02	-20	Pass
Low Channel 1, 2412 MHz	12.5 GHz - 25 GHz	-54.72	-20	Pass
Mid Channel 6, 2437 MHz	Fundamental	N/A	N/A	N/A
Mid Channel 6, 2437 MHz	30 MHz - 12.5 GHz	-54.59	-20	Pass
Mid Channel 6, 2437 MHz	12.5 GHz - 25 GHz	-55.14	-20	Pass
High Channel 11, 2462 MHz	Fundamental	N/A	N/A	N/A
High Channel 11, 2462 MHz	30 MHz - 12.5 GHz	-53.46	-20	Pass
High Channel 11, 2462 MHz	12.5 GHz - 25 GHz	-55.17	-20	Pass
802.11(g) 6 Mbps				
Low Channel 1, 2412 MHz	Fundamental	N/A	N/A	N/A
Low Channel 1, 2412 MHz	30 MHz - 12.5 GHz	-39.6	-20	Pass
Low Channel 1, 2412 MHz	12.5 GHz - 25 GHz	-50.48	-20	Pass
Mid Channel 6, 2437 MHz	Fundamental	N/A	N/A	N/A
Mid Channel 6, 2437 MHz	30 MHz - 12.5 GHz	-42.66	-20	Pass
Mid Channel 6, 2437 MHz	12.5 GHz - 25 GHz	-50.48	-20	Pass
High Channel 11, 2462 MHz	Fundamental	N/A	N/A	N/A
High Channel 11, 2462 MHz	30 MHz - 12.5 GHz	-43.46	-20	Pass
High Channel 11, 2462 MHz	12.5 GHz - 25 GHz	-50.12	-20	Pass
802.11(g) 36 Mbps				
Low Channel 1, 2412 MHz	Fundamental	N/A	N/A	N/A
Low Channel 1, 2412 MHz	30 MHz - 12.5 GHz	-42.51	-20	Pass
Low Channel 1, 2412 MHz	12.5 GHz - 25 GHz	-51.29	-20	Pass
Mid Channel 6, 2437 MHz	Fundamental	N/A	N/A	N/A
Mid Channel 6, 2437 MHz	30 MHz - 12.5 GHz	-44.43	-20	Pass
Mid Channel 6, 2437 MHz	12.5 GHz - 25 GHz	-51.45	-20	Pass
High Channel 11, 2462 MHz	Fundamental	N/A	N/A	N/A
High Channel 11, 2462 MHz	30 MHz - 12.5 GHz	-44.28	-20	Pass
High Channel 11, 2462 MHz	12.5 GHz - 25 GHz	-51.38	-20	Pass
802.11(g) 54 Mbps				
Low Channel 1, 2412 MHz	Fundamental	N/A	N/A	N/A
Low Channel 1, 2412 MHz	30 MHz - 12.5 GHz	-43.3	-20	Pass
Low Channel 1, 2412 MHz	12.5 GHz - 25 GHz	-51.38	-20	Pass
Mid Channel 6, 2437 MHz	Fundamental	N/A	N/A	N/A
Mid Channel 6, 2437 MHz	30 MHz - 12.5 GHz	-44.83	-20	Pass
Mid Channel 6, 2437 MHz	12.5 GHz - 25 GHz	-50.3	-20	Pass
High Channel 11, 2462 MHz	Fundamental	N/A	N/A	N/A
High Channel 11, 2462 MHz	30 MHz - 12.5 GHz	-44.65	-20	Pass
High Channel 11, 2462 MHz	12.5 GHz - 25 GHz	-51.74	-20	Pass
802.11(n) MCS0				
Low Channel 1, 2412 MHz	Fundamental	N/A	N/A	N/A
Low Channel 1, 2412 MHz	30 MHz - 12.5 GHz	-40.07	-20	Pass
Low Channel 1, 2412 MHz	12.5 GHz - 25 GHz	-49.98	-20	Pass
Mid Channel 6, 2437 MHz	Fundamental	N/A	N/A	N/A
Mid Channel 6, 2437 MHz	30 MHz - 12.5 GHz	-42.99	-20	Pass
Mid Channel 6, 2437 MHz	12.5 GHz - 25 GHz	-50.58	-20	Pass
High Channel 11, 2462 MHz	Fundamental	N/A	N/A	N/A
High Channel 11, 2462 MHz	30 MHz - 12.5 GHz	-44.18	-20	Pass
High Channel 11, 2462 MHz	12.5 GHz - 25 GHz	-50.24	-20	Pass
802.11(n) MCS7				
Low Channel 1, 2412 MHz	Fundamental	N/A	N/A	N/A
Low Channel 1, 2412 MHz	30 MHz - 12.5 GHz	-44.08	-20	Pass
Low Channel 1, 2412 MHz	12.5 GHz - 25 GHz	-47.79	-20	Pass
Mid Channel 6, 2437 MHz	Fundamental	N/A	N/A	N/A
Mid Channel 6, 2437 MHz	30 MHz - 12.5 GHz	-44.91	-20	Pass
Mid Channel 6, 2437 MHz	12.5 GHz - 25 GHz	-47.22	-20	Pass
High Channel 11, 2462 MHz	Fundamental	N/A	N/A	N/A
High Channel 11, 2462 MHz	30 MHz - 12.5 GHz	-44.45	-20	Pass
High Channel 11, 2462 MHz	12.5 GHz - 25 GHz	-48.42	-20	Pass

5725 MHz - 5850 MHz Band

802.11(a) 6 Mbps

Low Channel 149, 5745 MHz	Fundamental	N/A	N/A	N/A
Low Channel 149, 5745 MHz	30 MHz - 12.5 GHz	-49.18	-20	Pass
Low Channel 149, 5745 MHz	12.5 GHz - 25 GHz	-54.03	-20	Pass
Low Channel 149, 5745 MHz	25 GHz - 32 GHz	-53.33	-20	Pass
Low Channel 149, 5745 MHz	32 GHz - 40 GHz	-49.25	-20	Pass
Mid Channel 157, 5785 MHz	Fundamental	N/A	N/A	N/A
Mid Channel 157, 5785 MHz	30 MHz - 12.5 GHz	-50.17	-20	Pass
Mid Channel 157, 5785 MHz	12.5 GHz - 25 GHz	-54.85	-20	Pass
Mid Channel 157, 5785 MHz	25 GHz - 32 GHz	-53.42	-20	Pass
Mid Channel 157, 5785 MHz	32 GHz - 40 GHz	-50.25	-20	Pass
High Channel 165, 5825 MHz	Fundamental	N/A	N/A	N/A
High Channel 165, 5825 MHz	30 MHz - 12.5 GHz	-50.8	-20	Pass
High Channel 165, 5825 MHz	12.5 GHz - 25 GHz	-55.67	-20	Pass
High Channel 165, 5825 MHz	25 GHz - 32 GHz	-54.55	-20	Pass
High Channel 165, 5825 MHz	32 GHz - 40 GHz	-50.77	-20	Pass

802.11(a) 36 Mbps

Low Channel 149, 5745 MHz	Fundamental	N/A	N/A	N/A
Low Channel 149, 5745 MHz	30 MHz - 12.5 GHz	-51.88	-20	Pass
Low Channel 149, 5745 MHz	12.5 GHz - 25 GHz	-56.24	-20	Pass
Low Channel 149, 5745 MHz	25 GHz - 32 GHz	-53.82	-20	Pass
Low Channel 149, 5745 MHz	32 GHz - 40 GHz	-51.91	-20	Pass
Mid Channel 157, 5785 MHz	Fundamental	N/A	N/A	N/A
Mid Channel 157, 5785 MHz	30 MHz - 12.5 GHz	-53.06	-20	Pass
Mid Channel 157, 5785 MHz	12.5 GHz - 25 GHz	-56.63	-20	Pass
Mid Channel 157, 5785 MHz	25 GHz - 32 GHz	-56	-20	Pass
Mid Channel 157, 5785 MHz	32 GHz - 40 GHz	-51.83	-20	Pass
High Channel 165, 5825 MHz	Fundamental	N/A	N/A	N/A
High Channel 165, 5825 MHz	30 MHz - 12.5 GHz	-51.99	-20	Pass
High Channel 165, 5825 MHz	12.5 GHz - 25 GHz	-56.77	-20	Pass
High Channel 165, 5825 MHz	25 GHz - 32 GHz	-55.47	-20	Pass
High Channel 165, 5825 MHz	32 GHz - 40 GHz	-51.57	-20	Pass

802.11(a) 54 Mbps

Low Channel 149, 5745 MHz	Fundamental	N/A	N/A	N/A
Low Channel 149, 5745 MHz	30 MHz - 12.5 GHz	-34.85	-20	Pass
Low Channel 149, 5745 MHz	12.5 GHz - 25 GHz	-33.05	-20	Pass
Low Channel 149, 5745 MHz	25 GHz - 32 GHz	-31.51	-20	Pass
Low Channel 149, 5745 MHz	32 GHz - 40 GHz	-28.57	-20	Pass
Mid Channel 157, 5785 MHz	Fundamental	N/A	N/A	N/A
Mid Channel 157, 5785 MHz	30 MHz - 12.5 GHz	-47.12	-20	Pass
Mid Channel 157, 5785 MHz	12.5 GHz - 25 GHz	-51.85	-20	Pass
Mid Channel 157, 5785 MHz	25 GHz - 32 GHz	-50.2	-20	Pass
Mid Channel 157, 5785 MHz	32 GHz - 40 GHz	-47.12	-20	Pass
High Channel 165, 5825 MHz	Fundamental	N/A	N/A	N/A
High Channel 165, 5825 MHz	30 MHz - 12.5 GHz	-46.67	-20	Pass
High Channel 165, 5825 MHz	12.5 GHz - 25 GHz	-51.43	-20	Pass
High Channel 165, 5825 MHz	25 GHz - 32 GHz	-49.79	-20	Pass
High Channel 165, 5825 MHz	32 GHz - 40 GHz	-45.17	-20	Pass

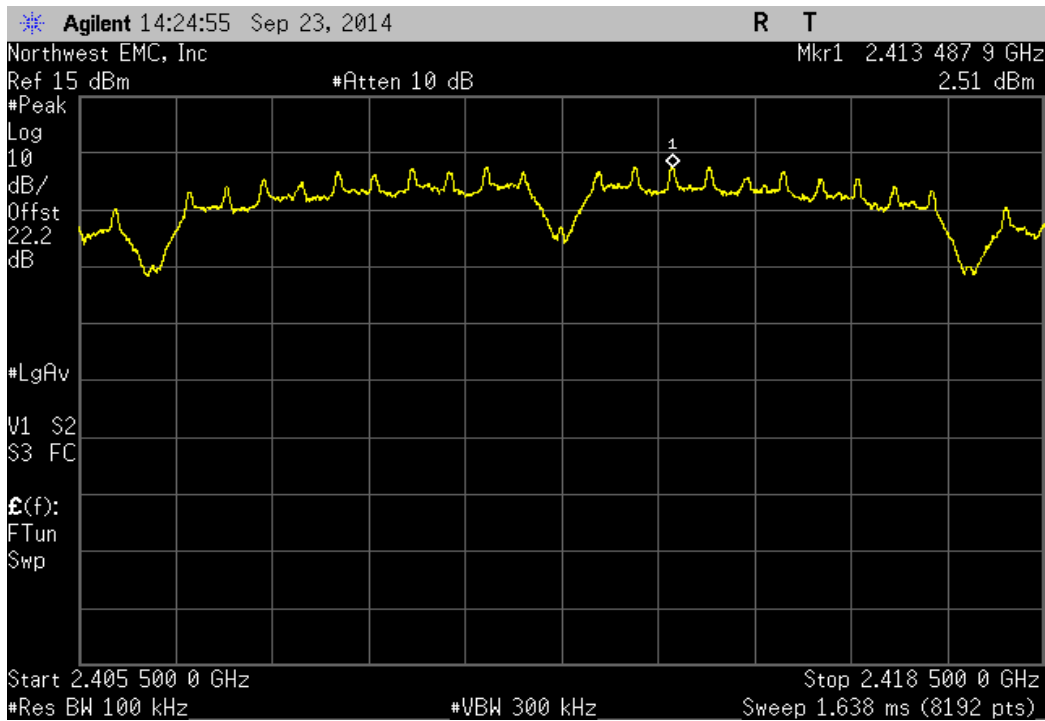
802.11(n) MCS0 - UNII

Low Channel 149, 5745 MHz	Fundamental	N/A	N/A	N/A
Low Channel 149, 5745 MHz	30 MHz - 12.5 GHz	-50.63	-20	Pass
Low Channel 149, 5745 MHz	12.5 GHz - 25 GHz	-55.07	-20	Pass
Low Channel 149, 5745 MHz	25 GHz - 32 GHz	-53.59	-20	Pass
Low Channel 149, 5745 MHz	32 GHz - 40 GHz	-49.63	-20	Pass
Mid Channel 157, 5785 MHz	Fundamental	N/A	N/A	N/A
Mid Channel 157, 5785 MHz	30 MHz - 12.5 GHz	-50.43	-20	Pass
Mid Channel 157, 5785 MHz	12.5 GHz - 25 GHz	-55.51	-20	Pass
Mid Channel 157, 5785 MHz	25 GHz - 32 GHz	-54.18	-20	Pass
Mid Channel 157, 5785 MHz	32 GHz - 40 GHz	-50.6	-20	Pass
High Channel 165, 5825 MHz	Fundamental	N/A	N/A	N/A
High Channel 165, 5825 MHz	30 MHz - 12.5 GHz	-52.34	-20	Pass
High Channel 165, 5825 MHz	12.5 GHz - 25 GHz	-55.19	-20	Pass
High Channel 165, 5825 MHz	25 GHz - 32 GHz	-53.8	-20	Pass
High Channel 165, 5825 MHz	32 GHz - 40 GHz	-51.51	-20	Pass

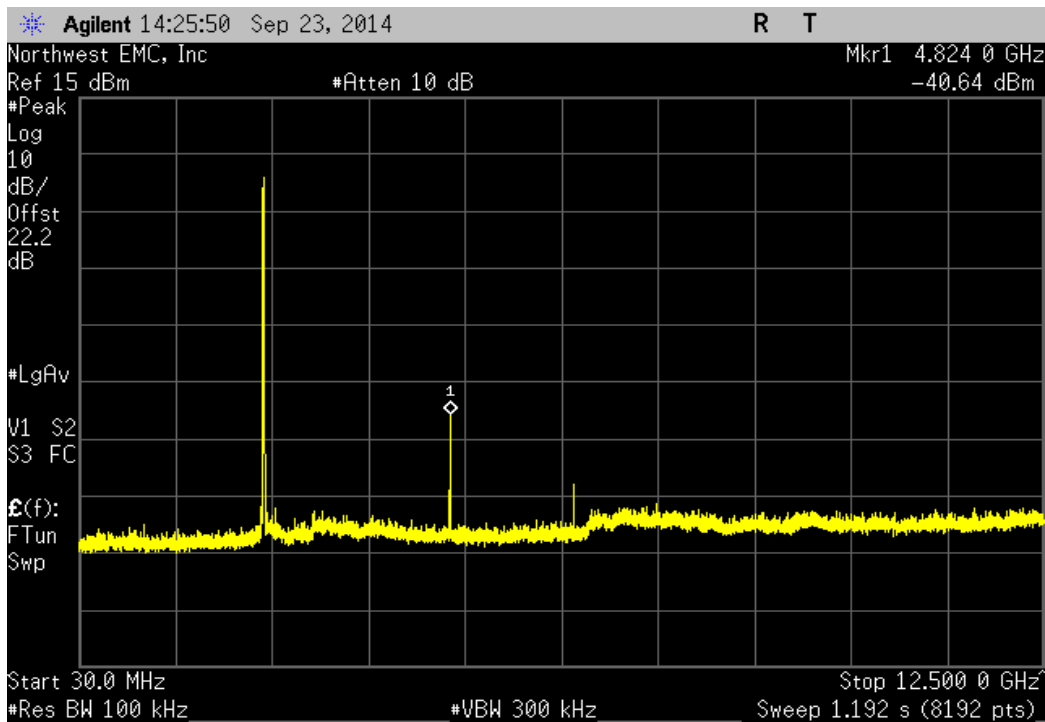
802.11(n) MCS7 - UNII

Low Channel 149, 5745 MHz	Fundamental	N/A	N/A	N/A
Low Channel 149, 5745 MHz	30 MHz - 12.5 GHz	-48.22	-20	Pass
Low Channel 149, 5745 MHz	12.5 GHz - 25 GHz	-50.1	-20	Pass
Low Channel 149, 5745 MHz	25 GHz - 32 GHz	-49.18	-20	Pass
Low Channel 149, 5745 MHz	32 GHz - 40 GHz	-45.66	-20	Pass
Mid Channel 157, 5785 MHz	Fundamental	N/A	N/A	N/A
Mid Channel 157, 5785 MHz	30 MHz - 12.5 GHz	-47.51	-20	Pass
Mid Channel 157, 5785 MHz	12.5 GHz - 25 GHz	-50.87	-20	Pass
Mid Channel 157, 5785 MHz	25 GHz - 32 GHz	-50.2	-20	Pass
Mid Channel 157, 5785 MHz	32 GHz - 40 GHz	-46.54	-20	Pass
High Channel 165, 5825 MHz	Fundamental	N/A	N/A	N/A
High Channel 165, 5825 MHz	30 MHz - 12.5 GHz	-46.85	-20	Pass
High Channel 165, 5825 MHz	12.5 GHz - 25 GHz	-50.26	-20	Pass
High Channel 165, 5825 MHz	25 GHz - 32 GHz	-48.82	-20	Pass
High Channel 165, 5825 MHz	32 GHz - 40 GHz	-44.95	-20	Pass

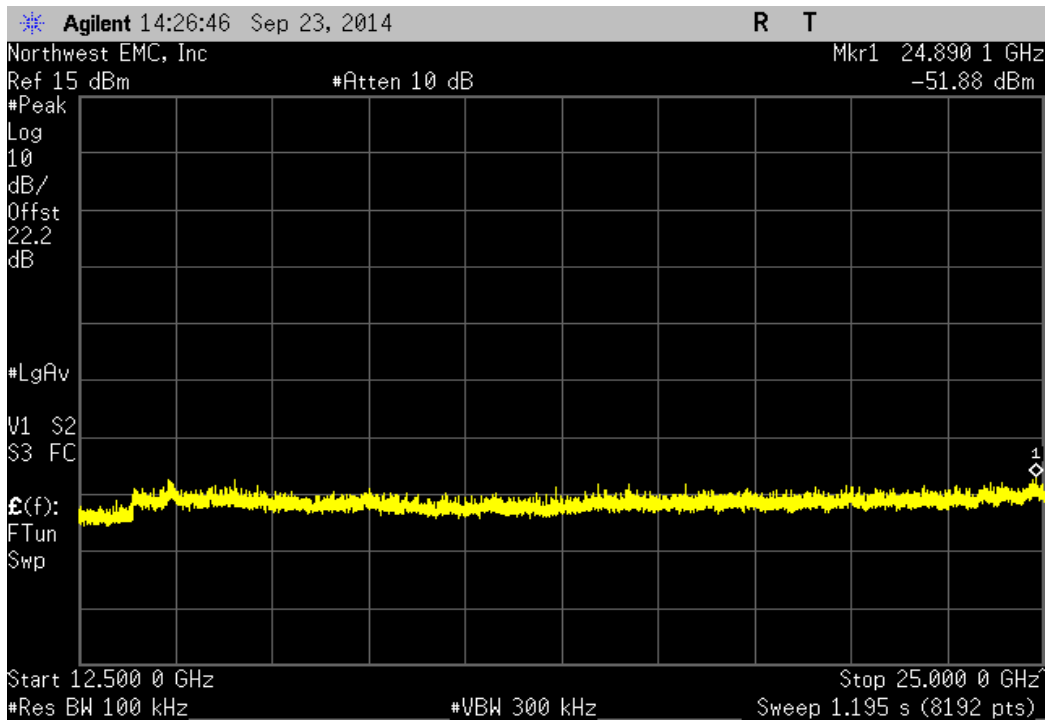
2400 MHz - 2483.5 MHz Band, 802.11(b) 1 Mbps, Low Channel 1, 2412 MHz			
Frequency Range	Value (dBc)	Limit ≤ (dBc)	Result
Fundamental	N/A	N/A	N/A



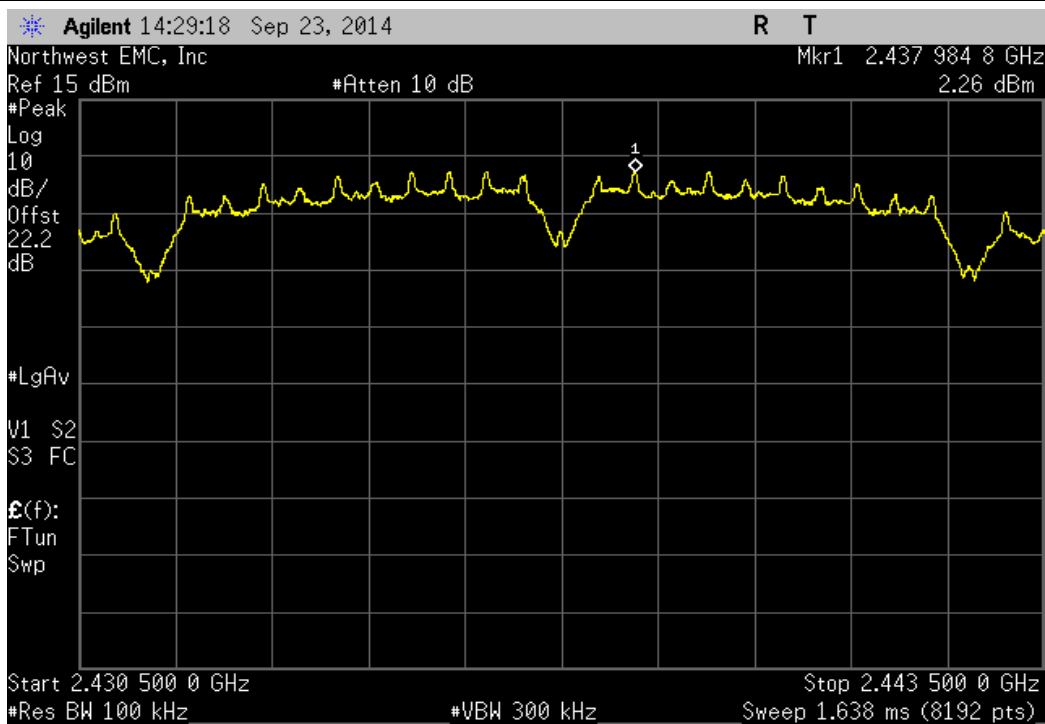
2400 MHz - 2483.5 MHz Band, 802.11(b) 1 Mbps, Low Channel 1, 2412 MHz			
Frequency Range	Value (dBc)	Limit ≤ (dBc)	Result
30 MHz - 12.5 GHz	-43.15	-20	Pass



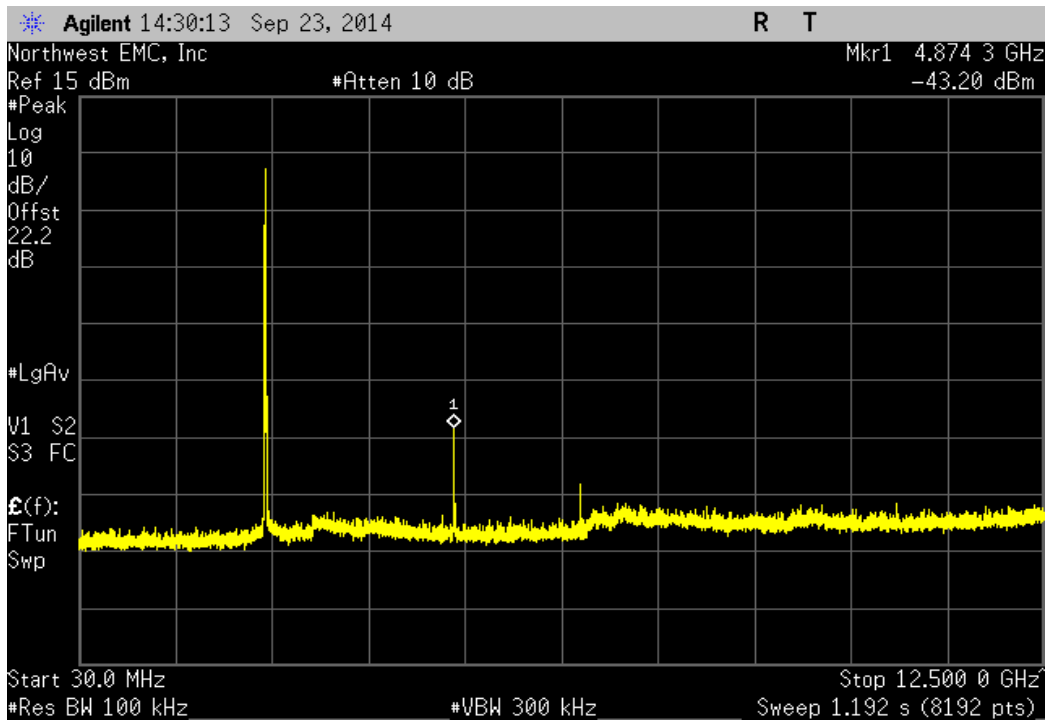
2400 MHz - 2483.5 MHz Band, 802.11(b) 1 Mbps, Low Channel 1, 2412 MHz			
Frequency Range	Value (dBc)	Limit ≤ (dBc)	Result
12.5 GHz - 25 GHz	-54.39	-20	Pass



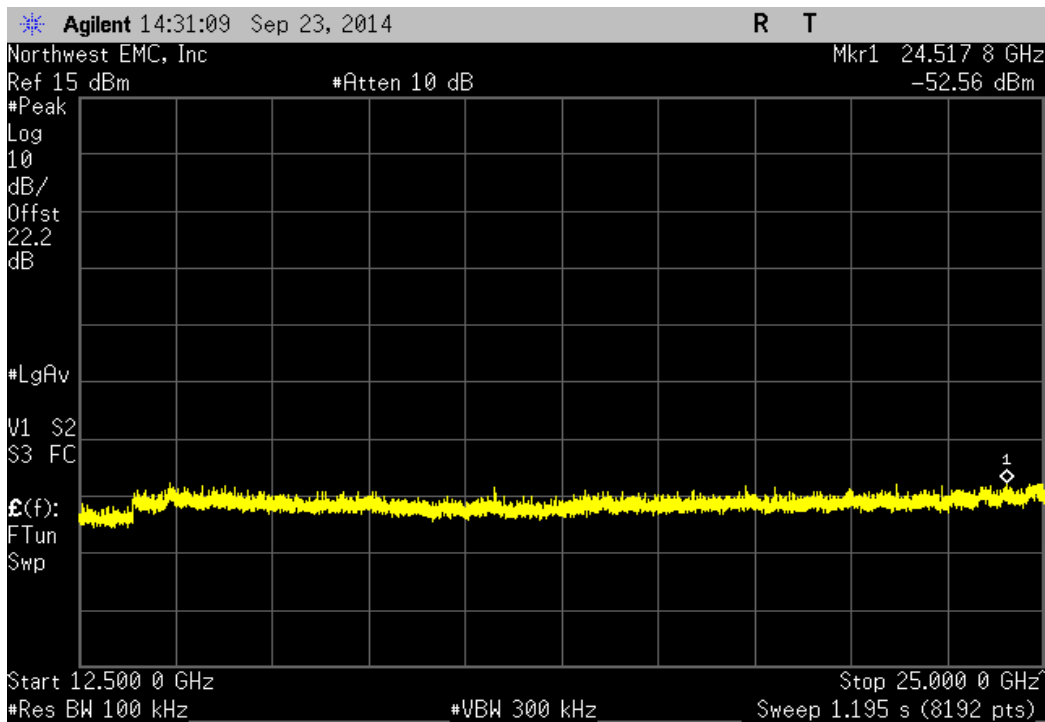
2400 MHz - 2483.5 MHz Band, 802.11(b) 1 Mbps, Mid Channel 6, 2437 MHz			
Frequency Range	Value (dBc)	Limit ≤ (dBc)	Result
Fundamental	N/A	N/A	N/A



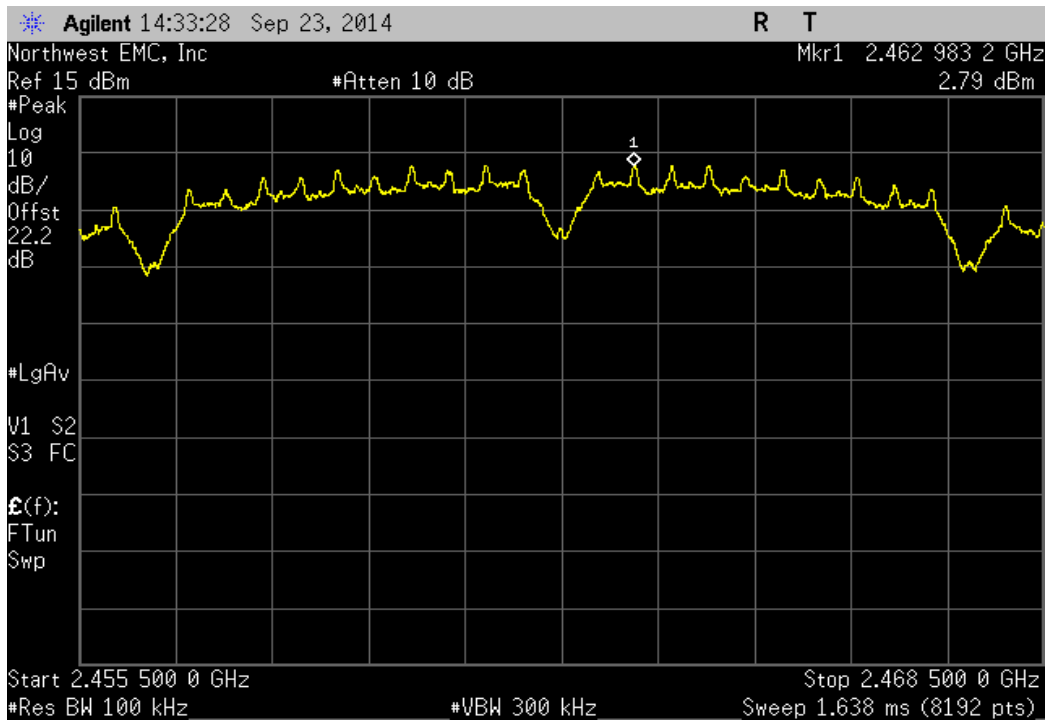
2400 MHz - 2483.5 MHz Band, 802.11(b) 1 Mbps, Mid Channel 6, 2437 MHz			
Frequency Range	Value (dBc)	Limit ≤ (dBc)	Result
30 MHz - 12.5 GHz	-45.46	-20	Pass



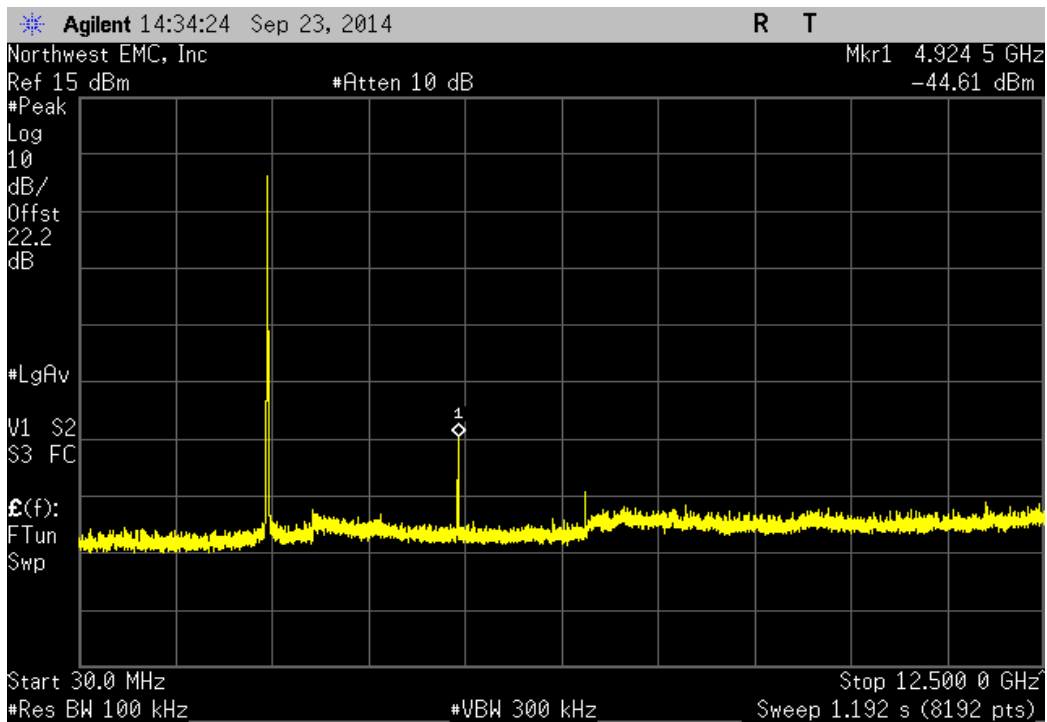
2400 MHz - 2483.5 MHz Band, 802.11(b) 1 Mbps, Mid Channel 6, 2437 MHz			
Frequency Range	Value (dBc)	Limit ≤ (dBc)	Result
12.5 GHz - 25 GHz	-54.82	-20	Pass



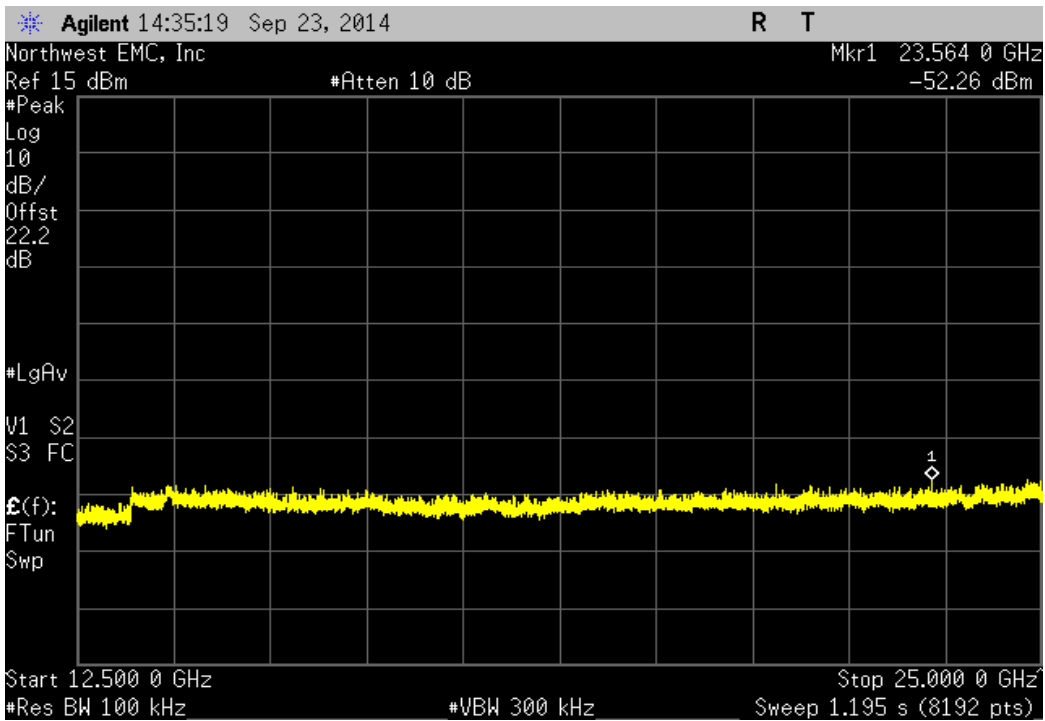
2400 MHz - 2483.5 MHz Band, 802.11(b) 1 Mbps, High Channel 11, 2462 MHz				
Frequency Range	Value (dBc)	Limit ≤ (dBc)	Result	
Fundamental	N/A	N/A	N/A	



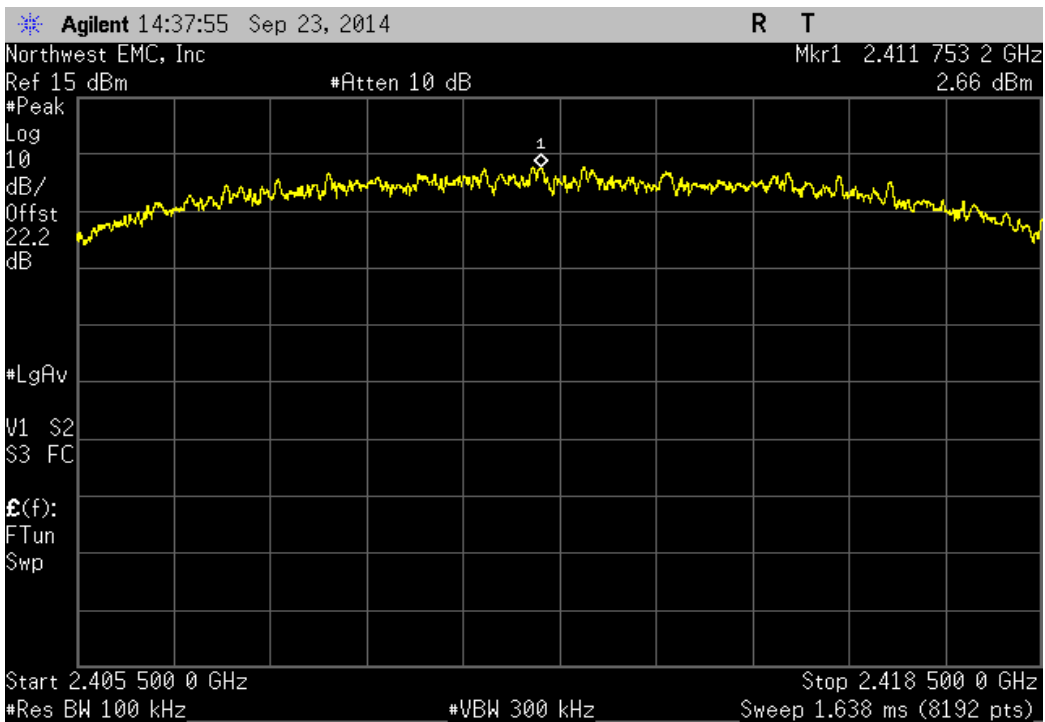
2400 MHz - 2483.5 MHz Band, 802.11(b) 1 Mbps, High Channel 11, 2462 MHz				
Frequency Range	Value (dBc)	Limit ≤ (dBc)	Result	
30 MHz - 12.5 GHz	-47.4	-20	Pass	



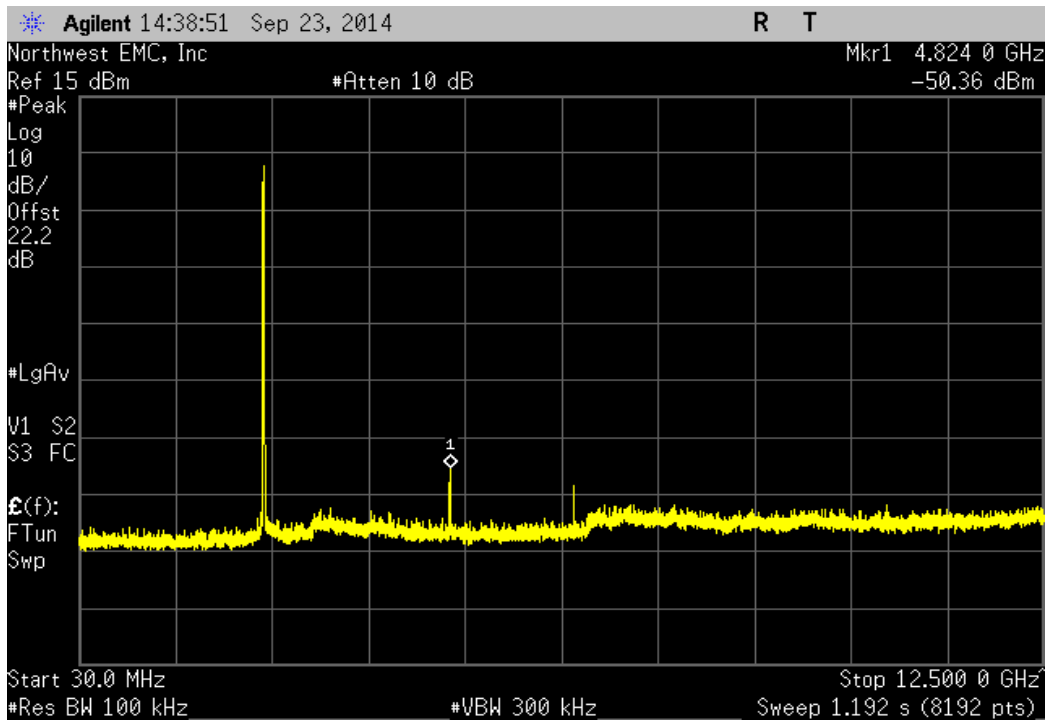
2400 MHz - 2483.5 MHz Band, 802.11(b) 1 Mbps, High Channel 11, 2462 MHz				
Frequency Range	Value (dBc)	Limit ≤ (dBc)	Result	
12.5 GHz - 25 GHz	-55.05	-20	Pass	



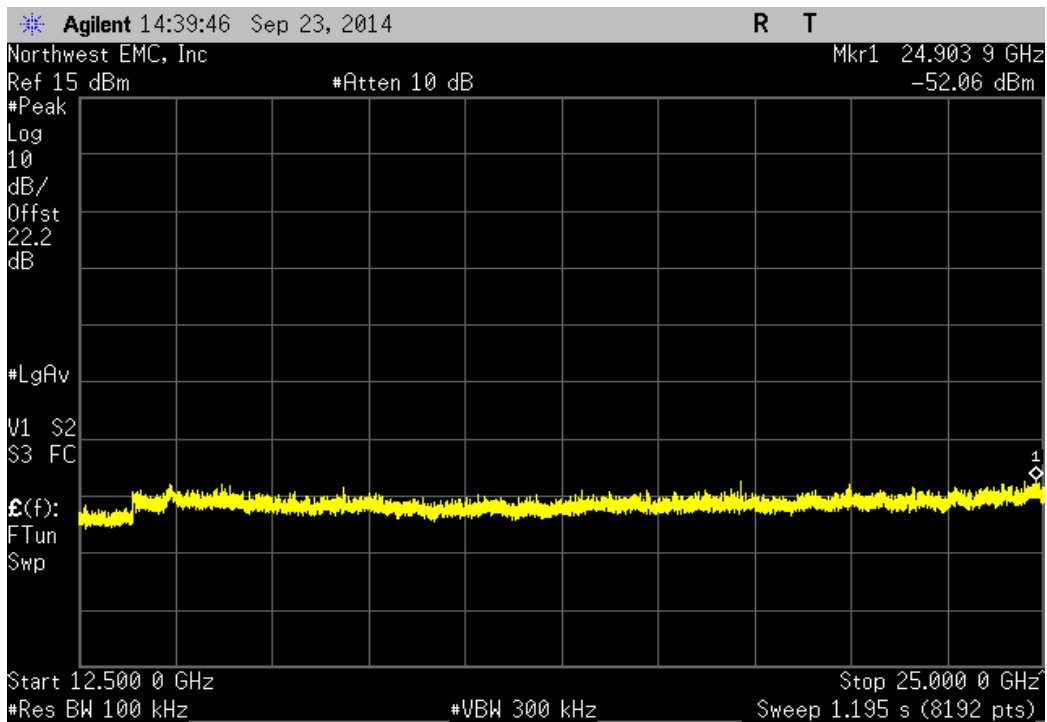
2400 MHz - 2483.5 MHz Band, 802.11(b) 11 Mbps, Low Channel 1, 2412 MHz				
Frequency Range	Value (dBc)	Limit ≤ (dBc)	Result	
Fundamental	N/A	N/A	N/A	



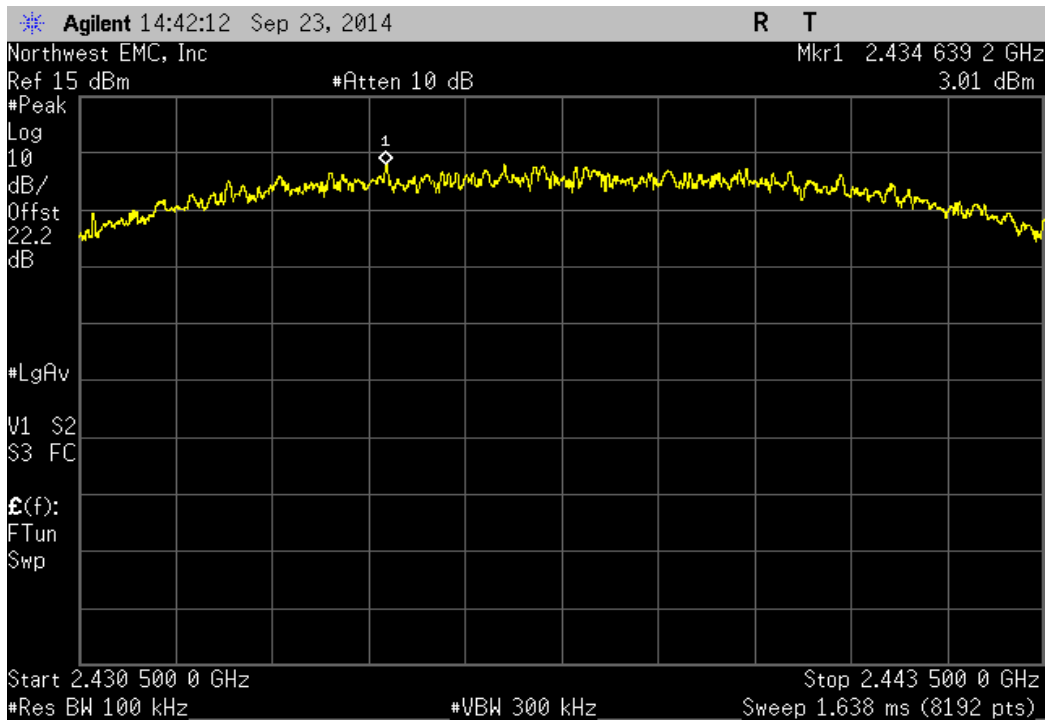
2400 MHz - 2483.5 MHz Band, 802.11(b) 11 Mbps, Low Channel 1, 2412 MHz				
Frequency Range	Value (dBc)	Limit ≤ (dBc)	Result	
30 MHz - 12.5 GHz	-53.02	-20	Pass	



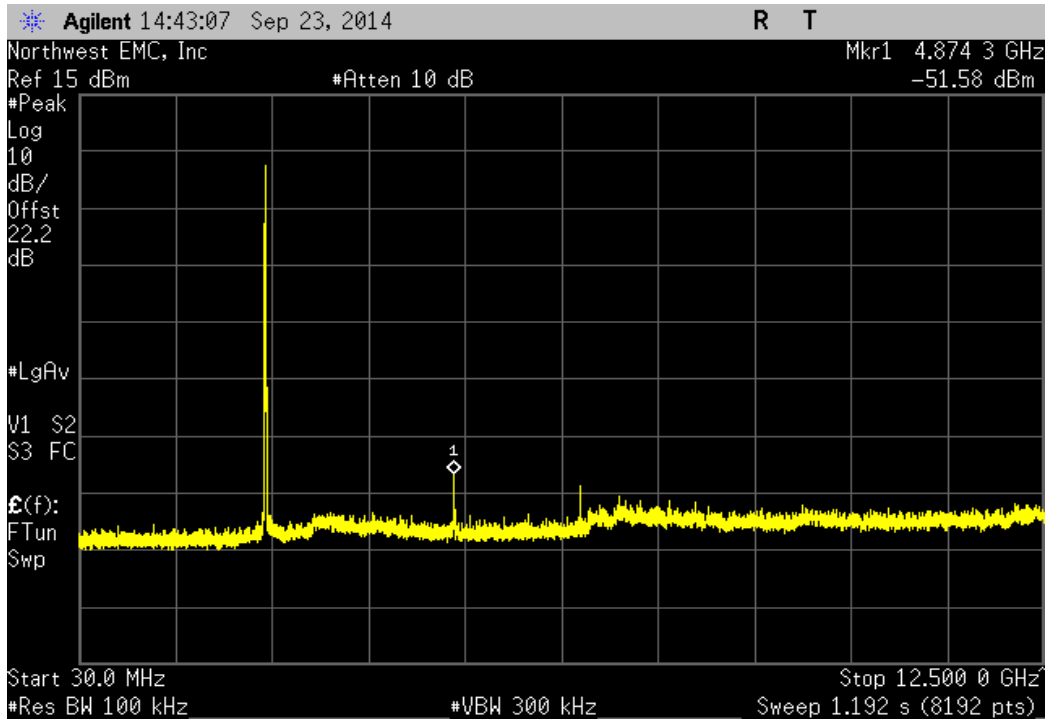
2400 MHz - 2483.5 MHz Band, 802.11(b) 11 Mbps, Low Channel 1, 2412 MHz				
Frequency Range	Value (dBc)	Limit ≤ (dBc)	Result	
12.5 GHz - 25 GHz	-54.72	-20	Pass	



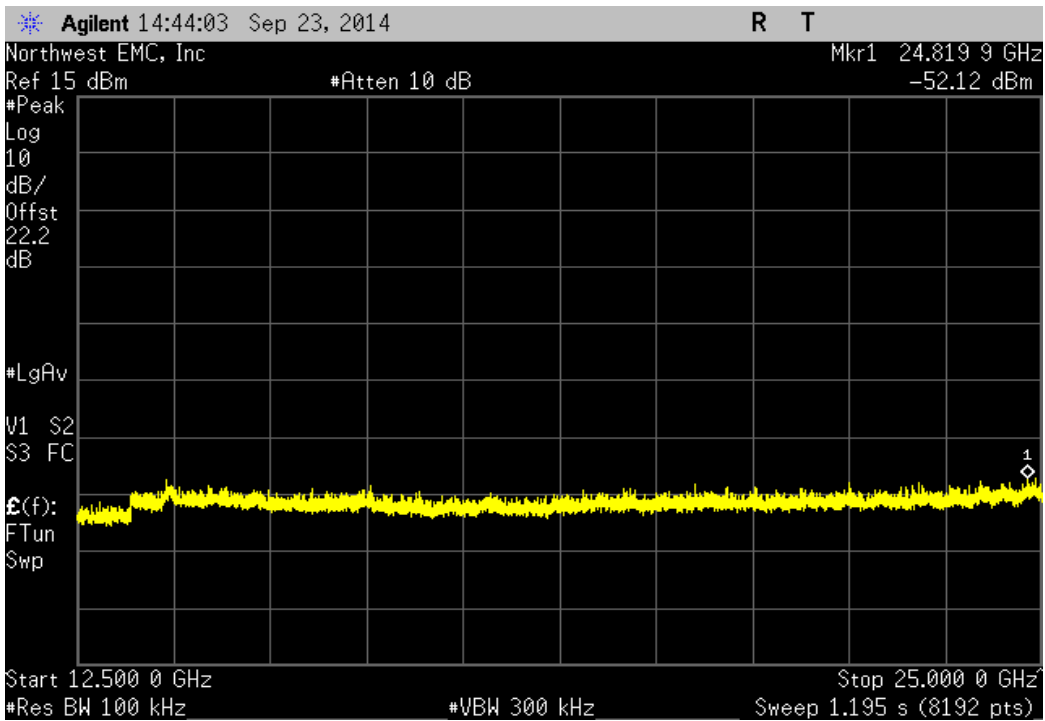
2400 MHz - 2483.5 MHz Band, 802.11(b) 11 Mbps, Mid Channel 6, 2437 MHz				
Frequency Range	Value (dBc)	Limit ≤ (dBc)	Result	
Fundamental	N/A	N/A	N/A	



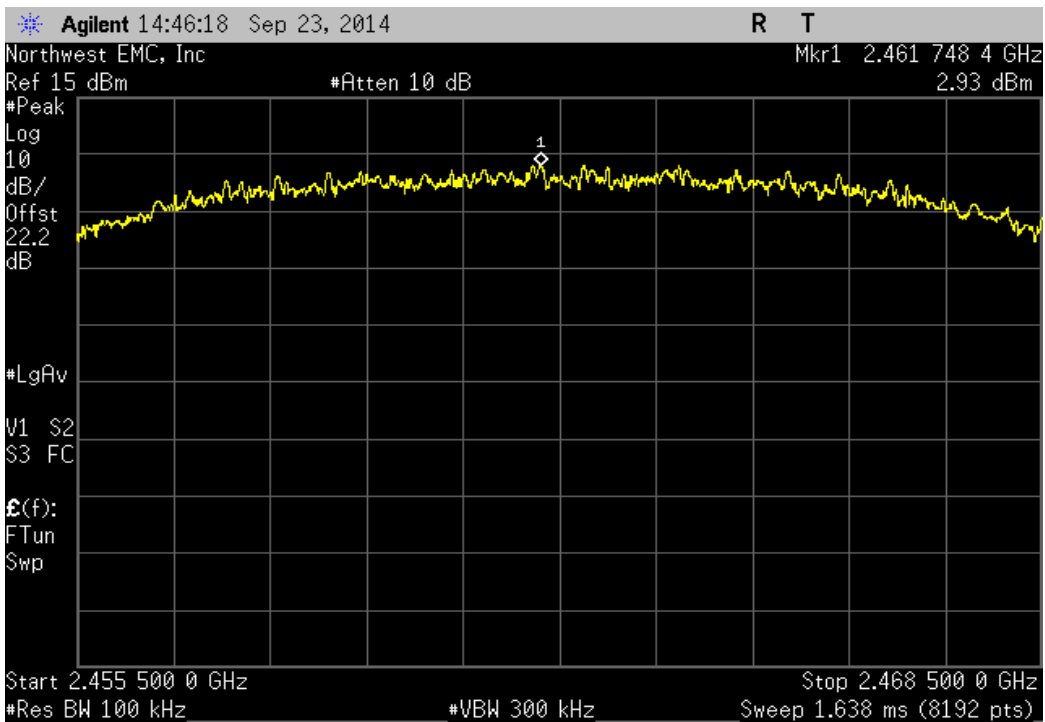
2400 MHz - 2483.5 MHz Band, 802.11(b) 11 Mbps, Mid Channel 6, 2437 MHz				
Frequency Range	Value (dBc)	Limit ≤ (dBc)	Result	
30 MHz - 12.5 GHz	-54.59	-20	Pass	



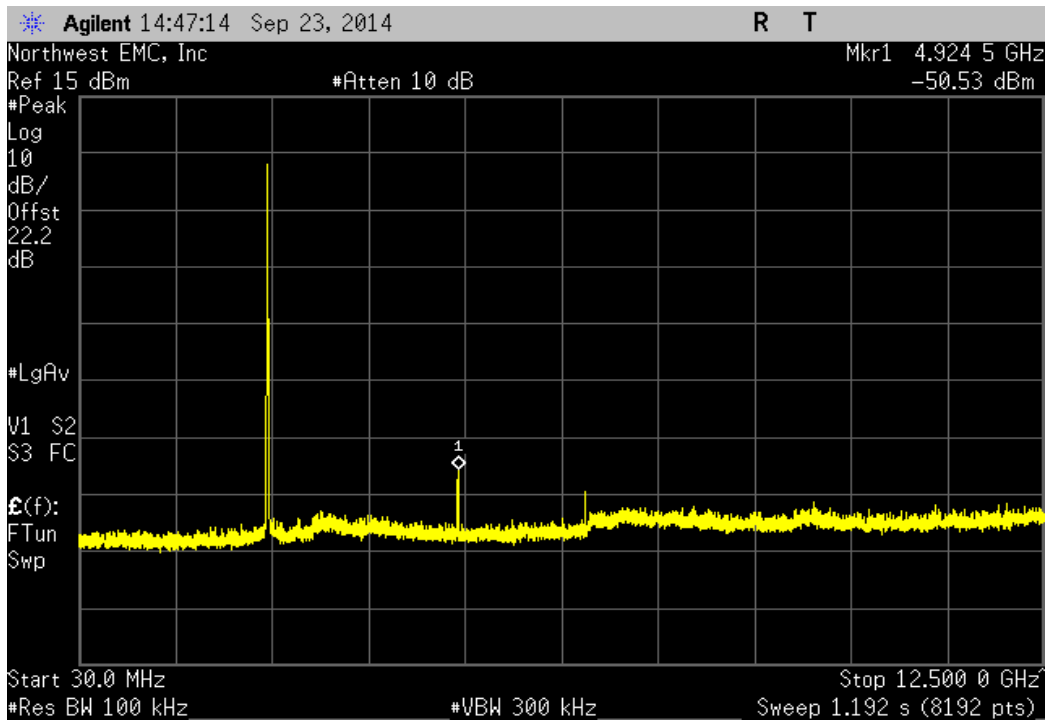
2400 MHz - 2483.5 MHz Band, 802.11(b) 11 Mbps, Mid Channel 6, 2437 MHz			
Frequency Range	Value (dBc)	Limit ≤ (dBc)	Result
12.5 GHz - 25 GHz	-55.14	-20	Pass



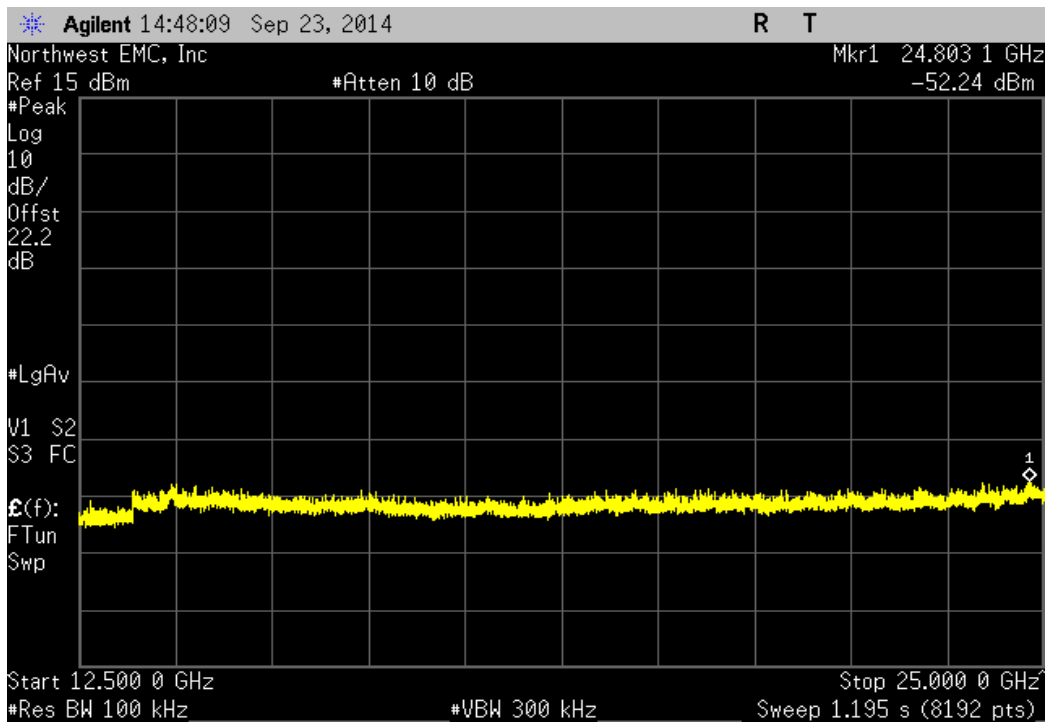
2400 MHz - 2483.5 MHz Band, 802.11(b) 11 Mbps, High Channel 11, 2462 MHz			
Frequency Range	Value (dBc)	Limit ≤ (dBc)	Result
Fundamental	N/A	N/A	N/A



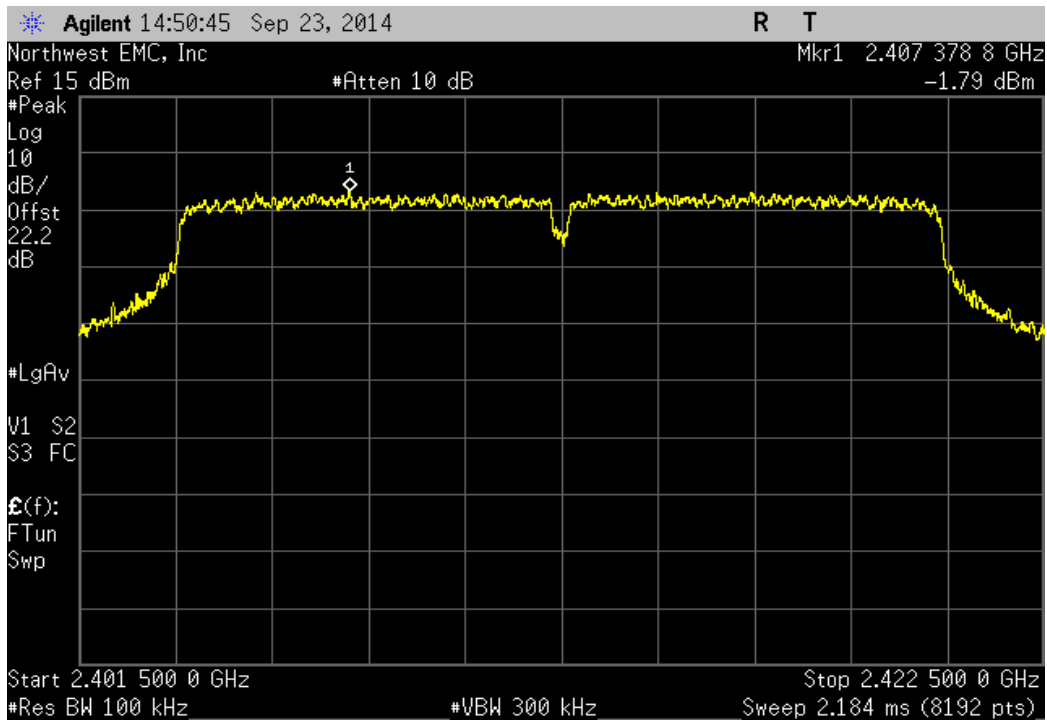
2400 MHz - 2483.5 MHz Band, 802.11(b) 11 Mbps, High Channel 11, 2462 MHz				
Frequency Range	Value (dBc)	Limit ≤ (dBc)	Result	
30 MHz - 12.5 GHz	-53.46	-20	Pass	



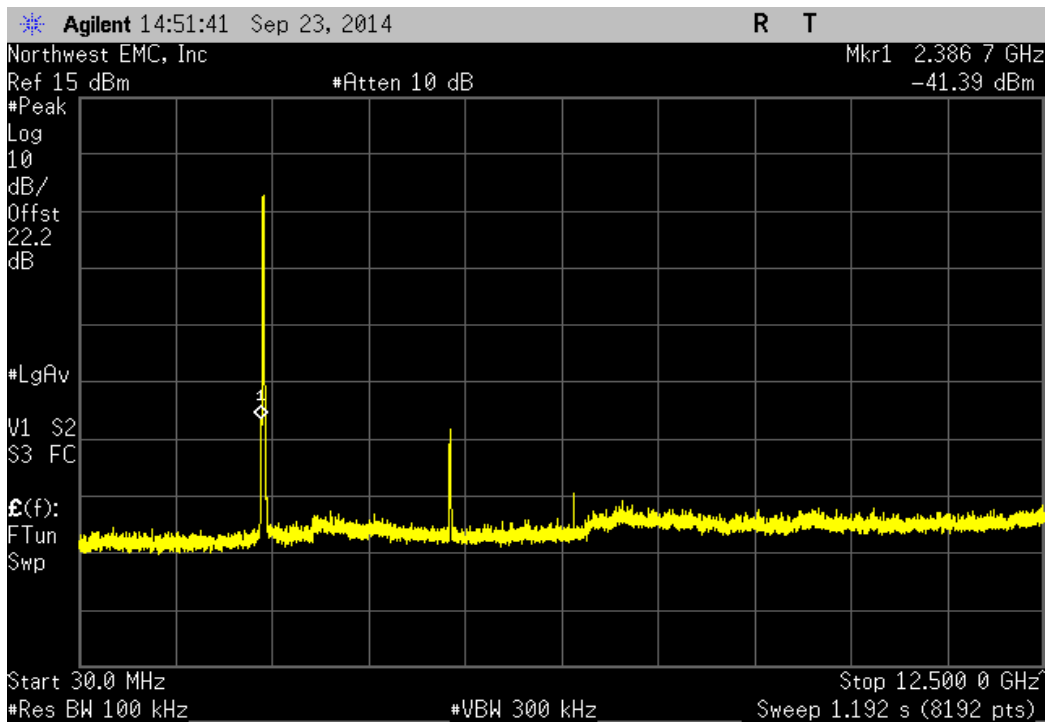
2400 MHz - 2483.5 MHz Band, 802.11(b) 11 Mbps, High Channel 11, 2462 MHz				
Frequency Range	Value (dBc)	Limit ≤ (dBc)	Result	
12.5 GHz - 25 GHz	-55.17	-20	Pass	



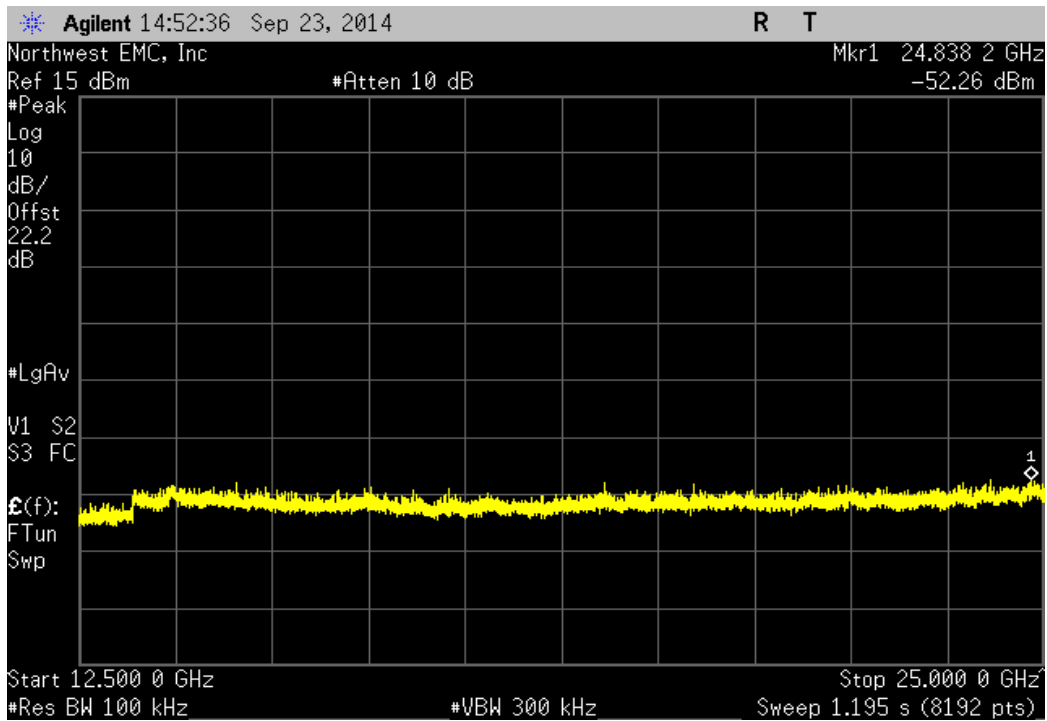
2400 MHz - 2483.5 MHz Band, 802.11(g) 6 Mbps, Low Channel 1, 2412 MHz				
Frequency Range	Value (dBc)	Limit ≤ (dBc)	Result	
Fundamental	N/A	N/A	N/A	



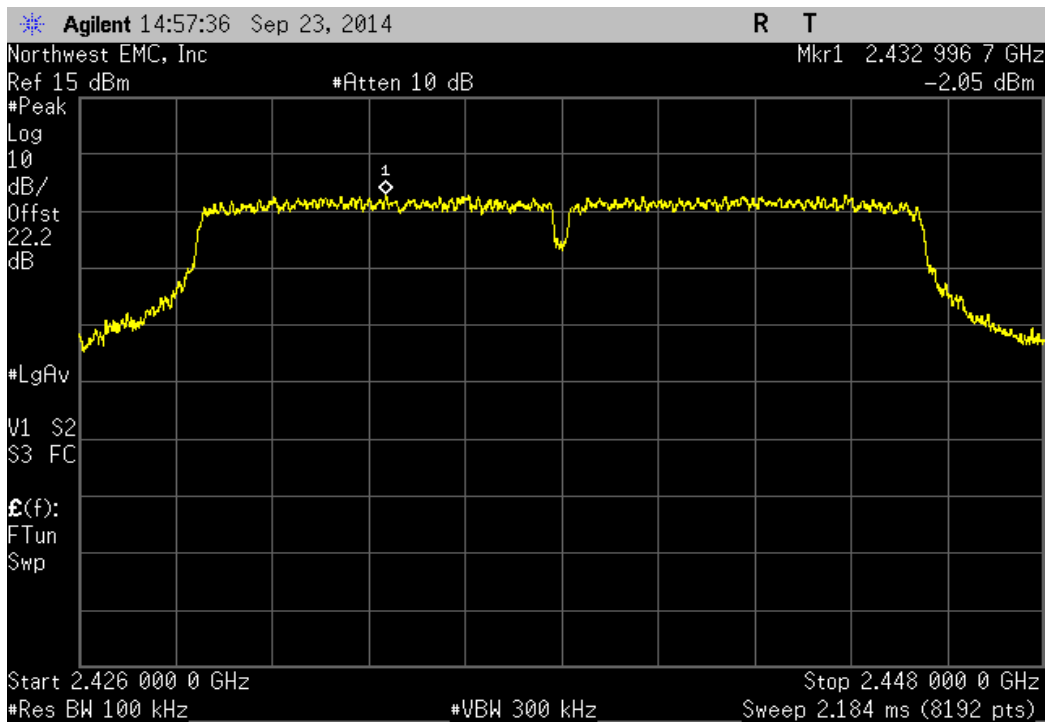
2400 MHz - 2483.5 MHz Band, 802.11(g) 6 Mbps, Low Channel 1, 2412 MHz				
Frequency Range	Value (dBc)	Limit ≤ (dBc)	Result	
30 MHz - 12.5 GHz	-39.6	-20	Pass	



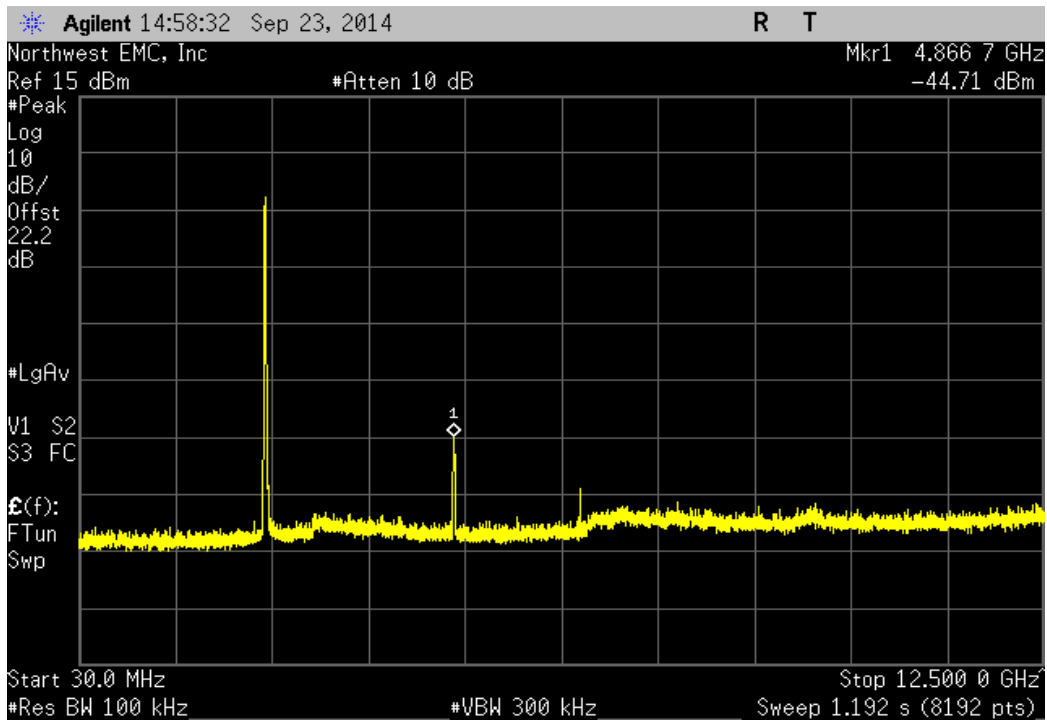
2400 MHz - 2483.5 MHz Band, 802.11(g) 6 Mbps, Low Channel 1, 2412 MHz			
Frequency Range	Value (dBc)	Limit ≤ (dBc)	Result
12.5 GHz - 25 GHz	-50.48	-20	Pass



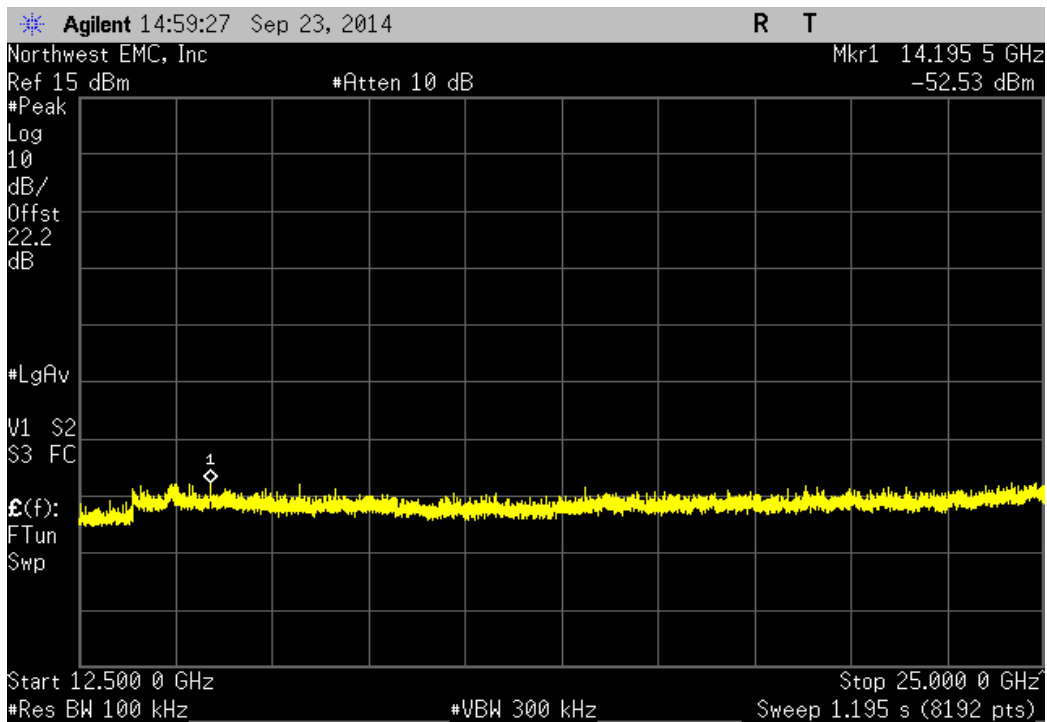
2400 MHz - 2483.5 MHz Band, 802.11(g) 6 Mbps, Mid Channel 6, 2437 MHz			
Frequency Range	Value (dBc)	Limit ≤ (dBc)	Result
Fundamental	N/A	N/A	N/A



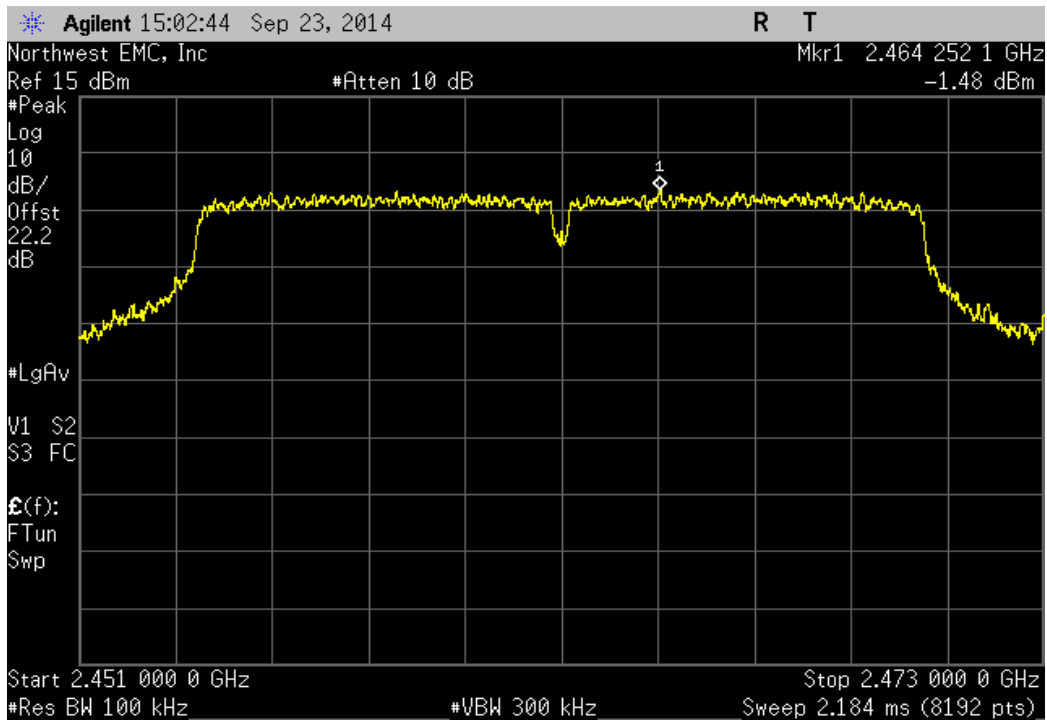
2400 MHz - 2483.5 MHz Band, 802.11(g) 6 Mbps, Mid Channel 6, 2437 MHz			
Frequency Range	Value (dBc)	Limit ≤ (dBc)	Result
30 MHz - 12.5 GHz	-42.66	-20	Pass



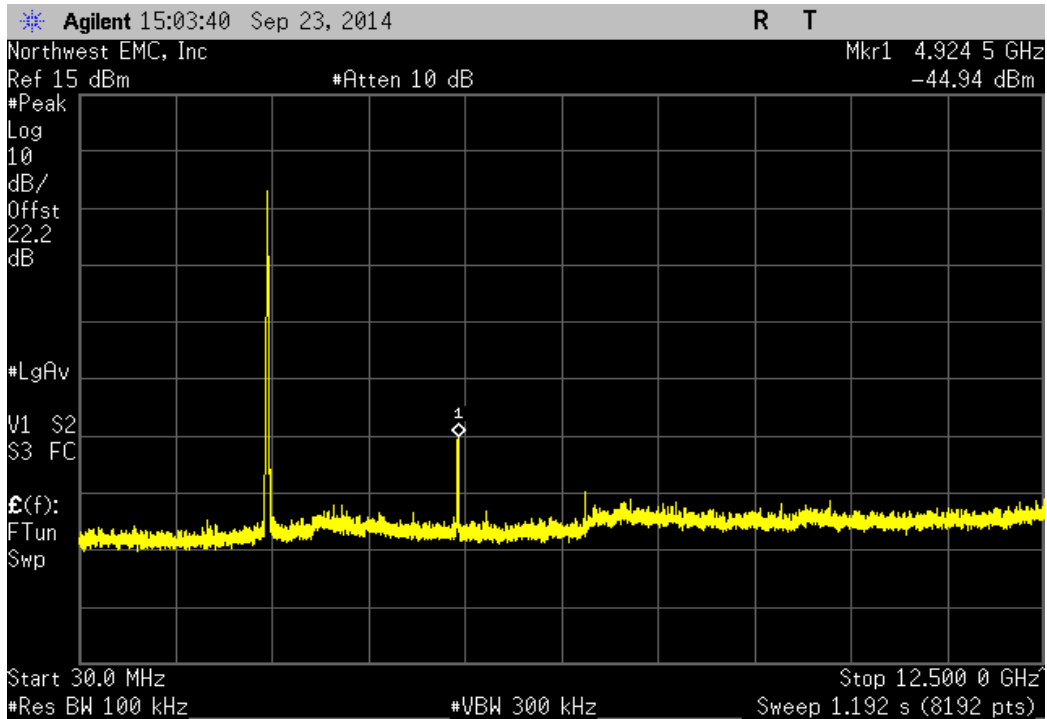
2400 MHz - 2483.5 MHz Band, 802.11(g) 6 Mbps, Mid Channel 6, 2437 MHz			
Frequency Range	Value (dBc)	Limit ≤ (dBc)	Result
12.5 GHz - 25 GHz	-50.48	-20	Pass



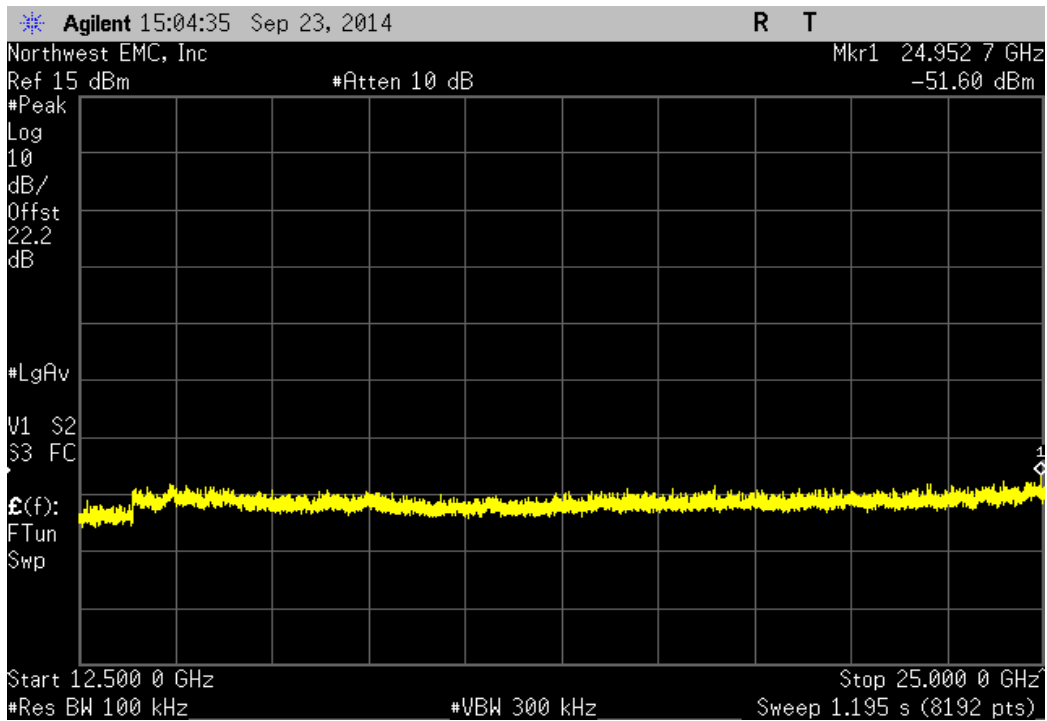
2400 MHz - 2483.5 MHz Band, 802.11(g) 6 Mbps, High Channel 11, 2462 MHz				
Frequency Range	Value (dBc)	Limit ≤ (dBc)	Result	
Fundamental	N/A	N/A	N/A	



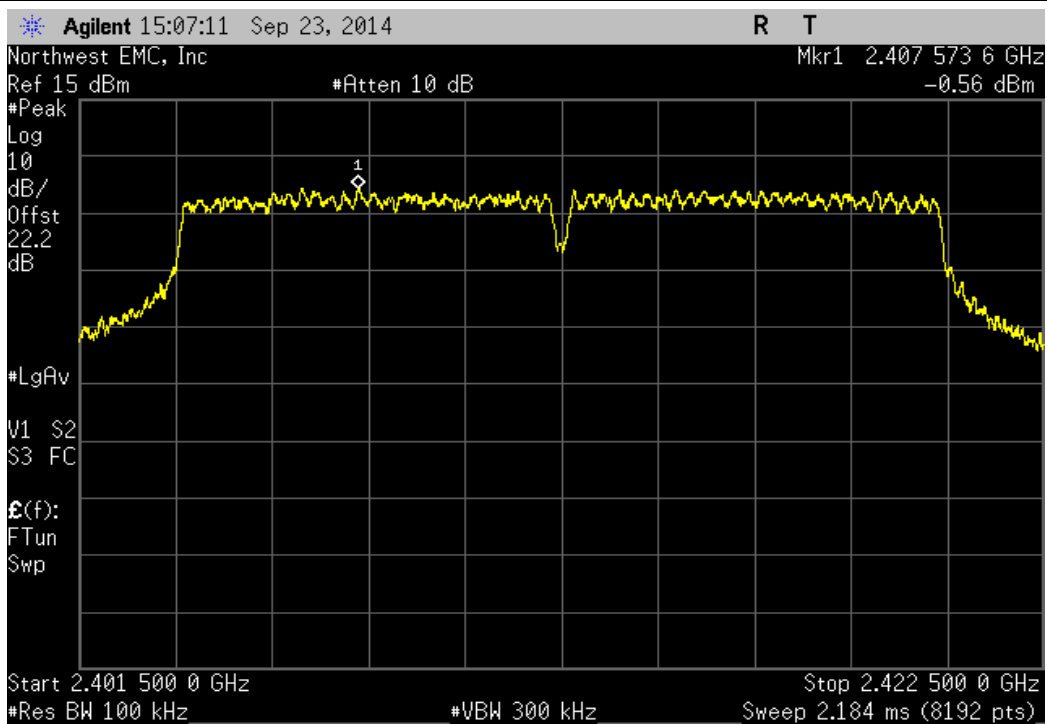
2400 MHz - 2483.5 MHz Band, 802.11(g) 6 Mbps, High Channel 11, 2462 MHz				
Frequency Range	Value (dBc)	Limit ≤ (dBc)	Result	
30 MHz - 12.5 GHz	-43.46	-20	Pass	



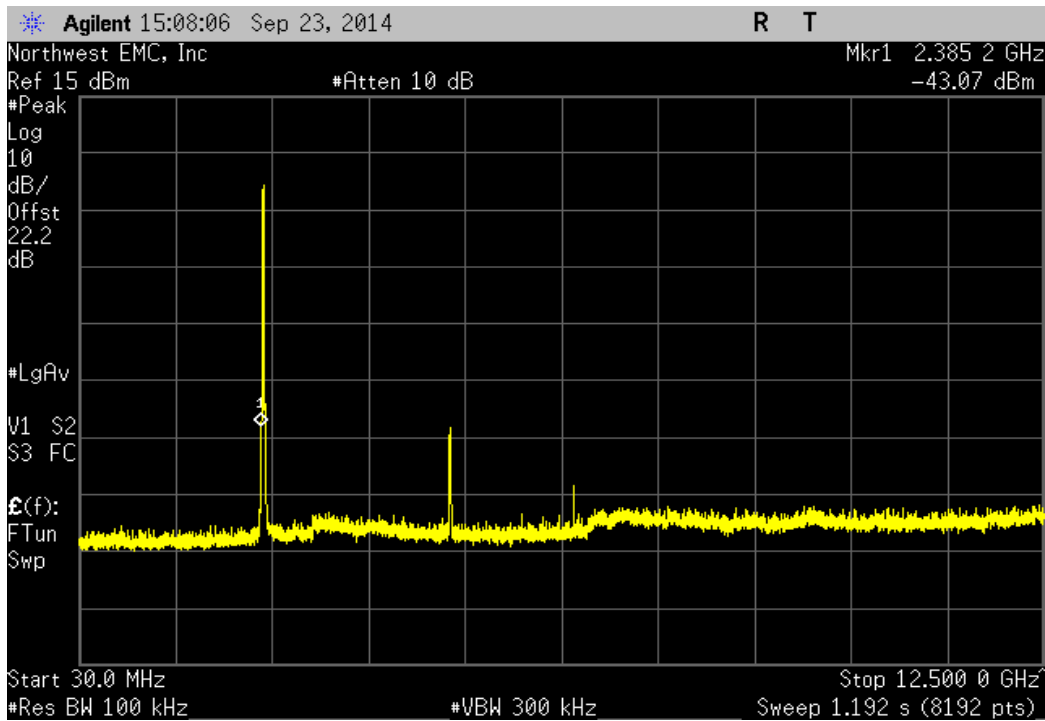
2400 MHz - 2483.5 MHz Band, 802.11(g) 6 Mbps, High Channel 11, 2462 MHz				
Frequency Range	Value (dBc)	Limit ≤ (dBc)	Result	
12.5 GHz - 25 GHz	-50.12	-20	Pass	



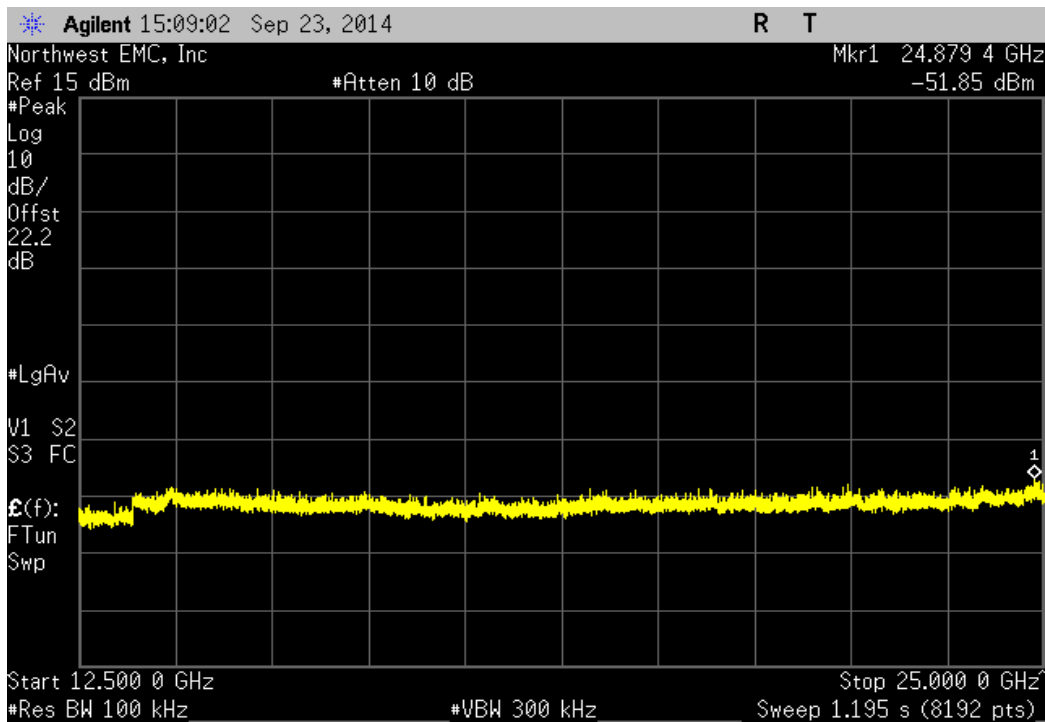
2400 MHz - 2483.5 MHz Band, 802.11(g) 36 Mbps, Low Channel 1, 2412 MHz				
Frequency Range	Value (dBc)	Limit ≤ (dBc)	Result	
Fundamental	N/A	N/A	N/A	



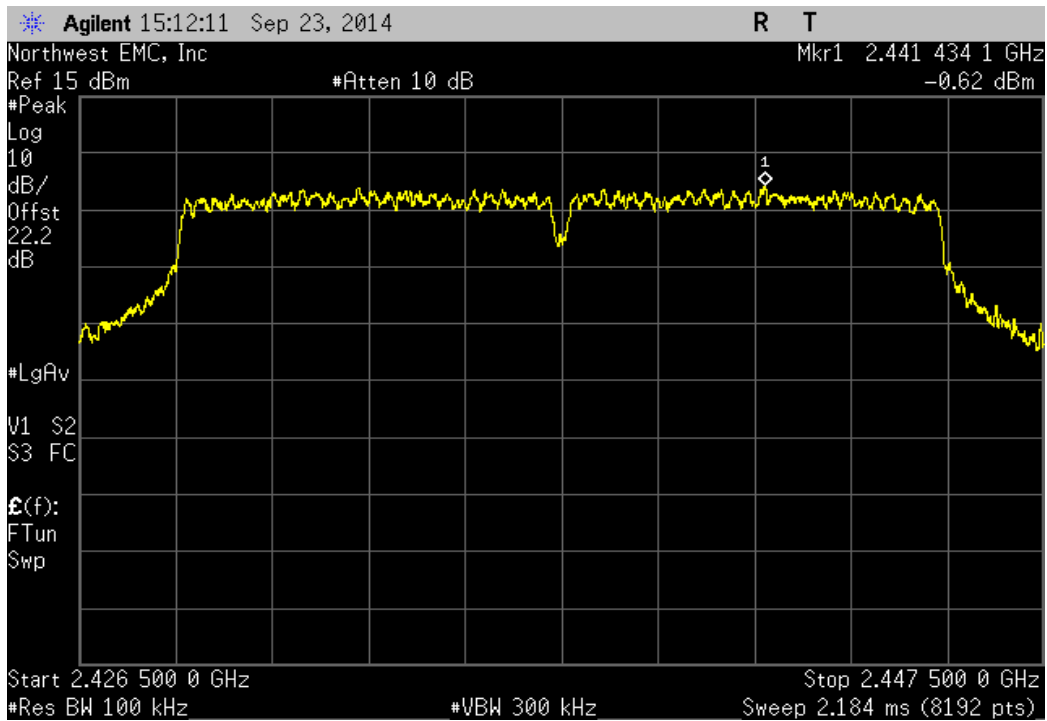
2400 MHz - 2483.5 MHz Band, 802.11(g) 36 Mbps, Low Channel 1, 2412 MHz				
Frequency Range	Value (dBc)	Limit ≤ (dBc)	Result	
30 MHz - 12.5 GHz	-42.51	-20	Pass	



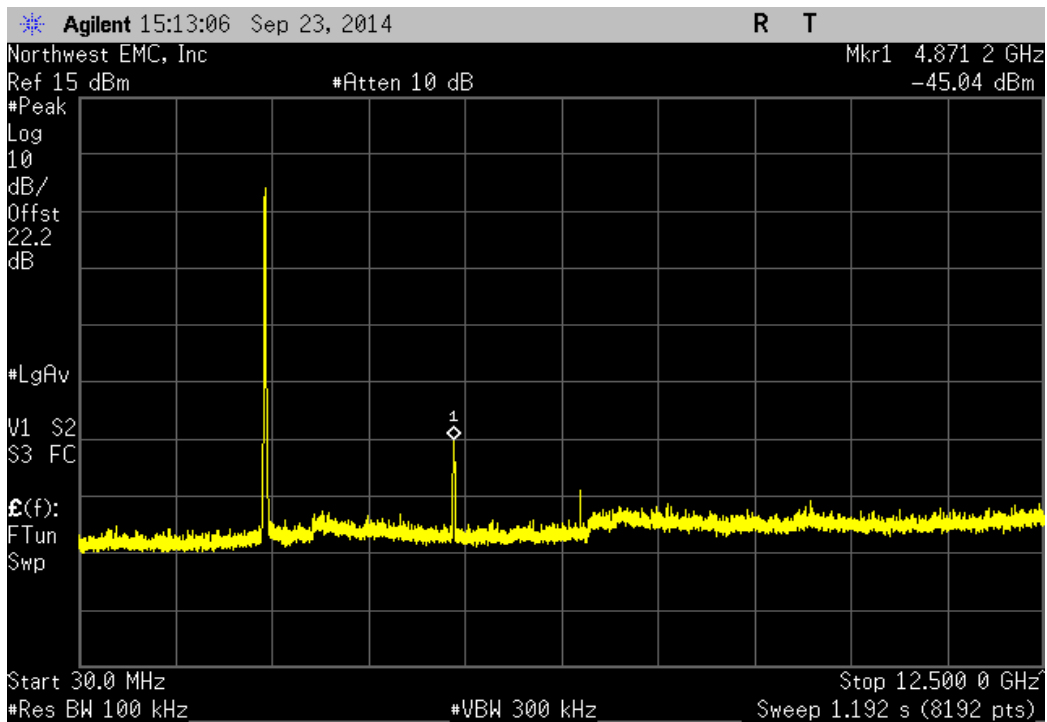
2400 MHz - 2483.5 MHz Band, 802.11(g) 36 Mbps, Low Channel 1, 2412 MHz				
Frequency Range	Value (dBc)	Limit ≤ (dBc)	Result	
12.5 GHz - 25 GHz	-51.29	-20	Pass	



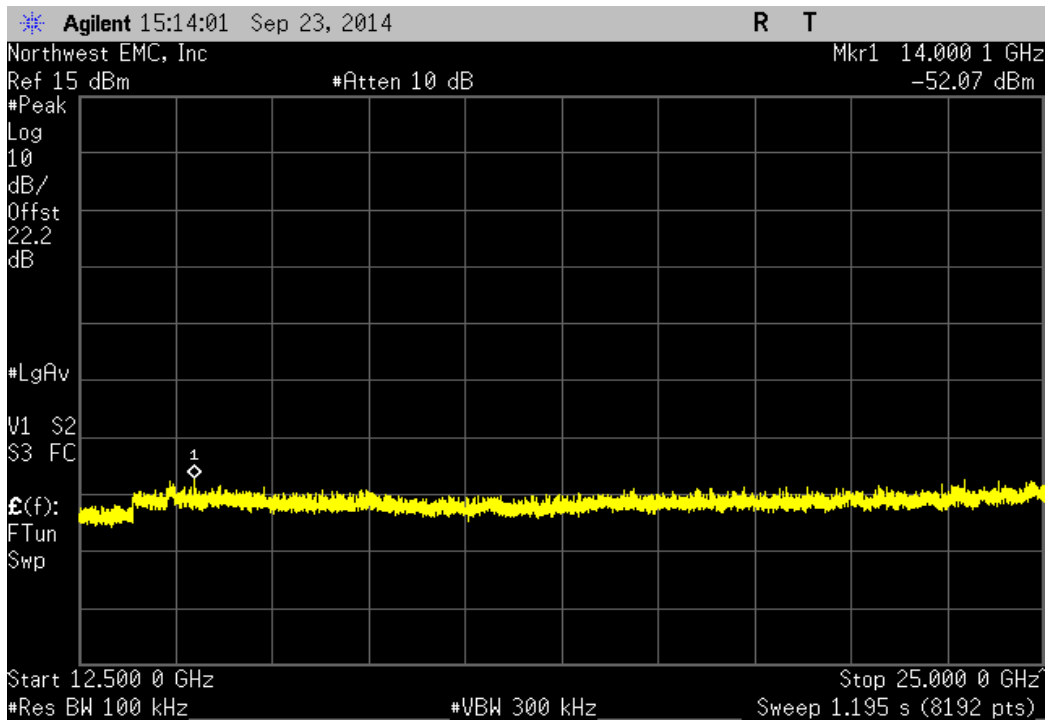
2400 MHz - 2483.5 MHz Band, 802.11(g) 36 Mbps, Mid Channel 6, 2437 MHz				
Frequency Range	Value (dBc)	Limit ≤ (dBc)	Result	
Fundamental	N/A	N/A	N/A	



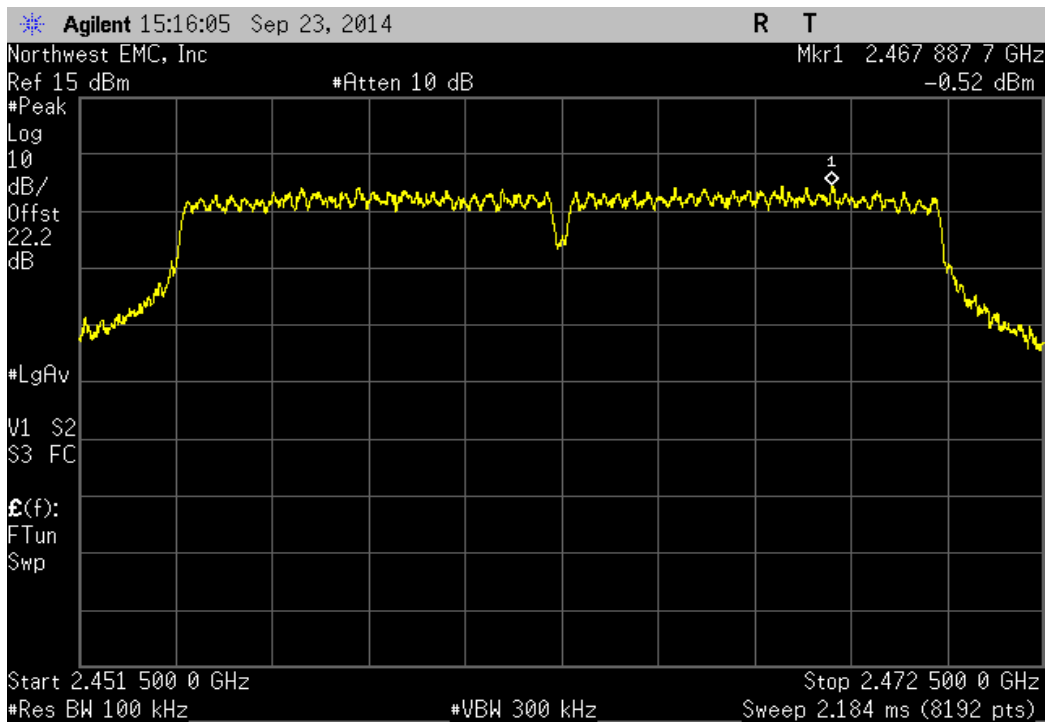
2400 MHz - 2483.5 MHz Band, 802.11(g) 36 Mbps, Mid Channel 6, 2437 MHz				
Frequency Range	Value (dBc)	Limit ≤ (dBc)	Result	
30 MHz - 12.5 GHz	-44.43	-20	Pass	



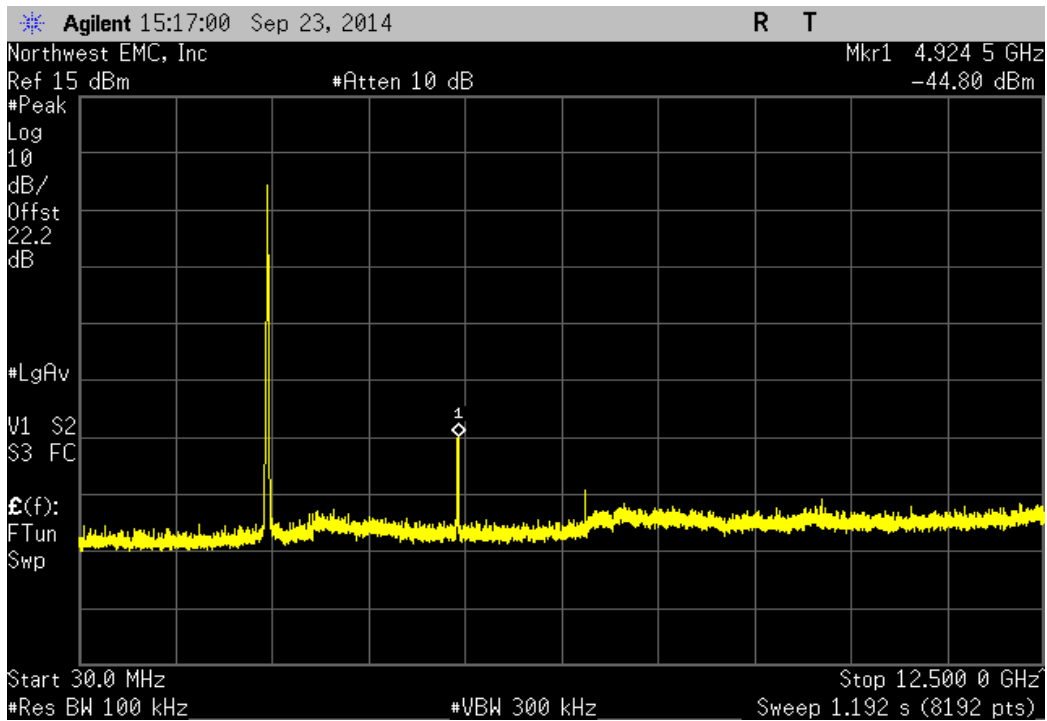
2400 MHz - 2483.5 MHz Band, 802.11(g) 36 Mbps, Mid Channel 6, 2437 MHz			
Frequency Range	Value (dBc)	Limit ≤ (dBc)	Result
12.5 GHz - 25 GHz	-51.45	-20	Pass



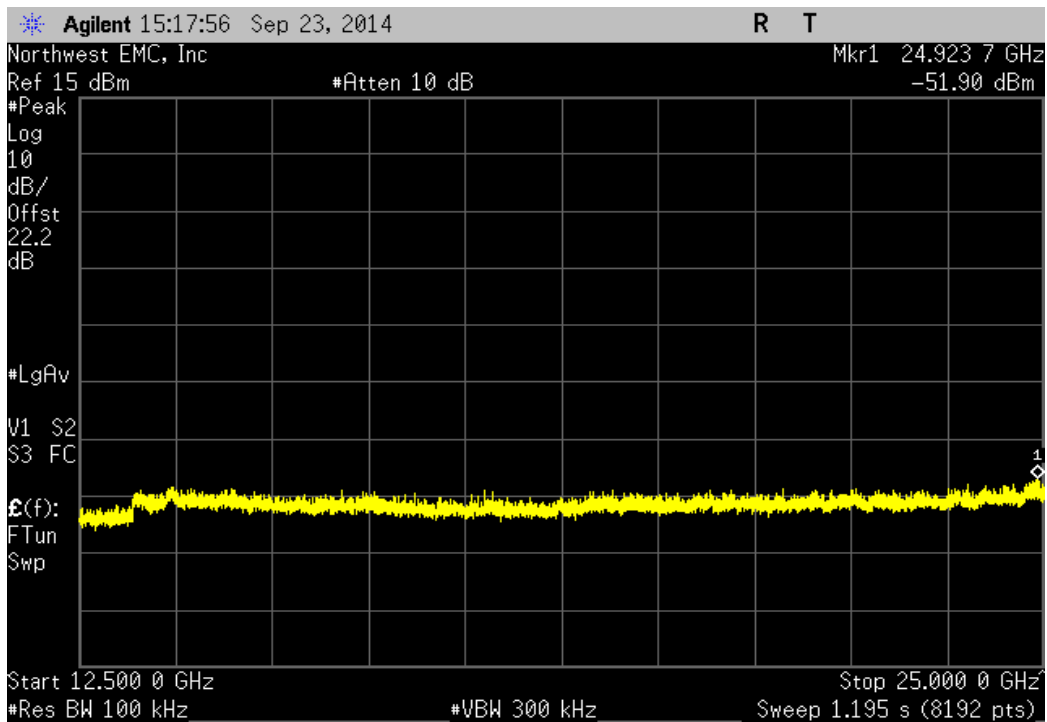
2400 MHz - 2483.5 MHz Band, 802.11(g) 36 Mbps, High Channel 11, 2462 MHz			
Frequency Range	Value (dBc)	Limit ≤ (dBc)	Result
Fundamental	N/A	N/A	N/A



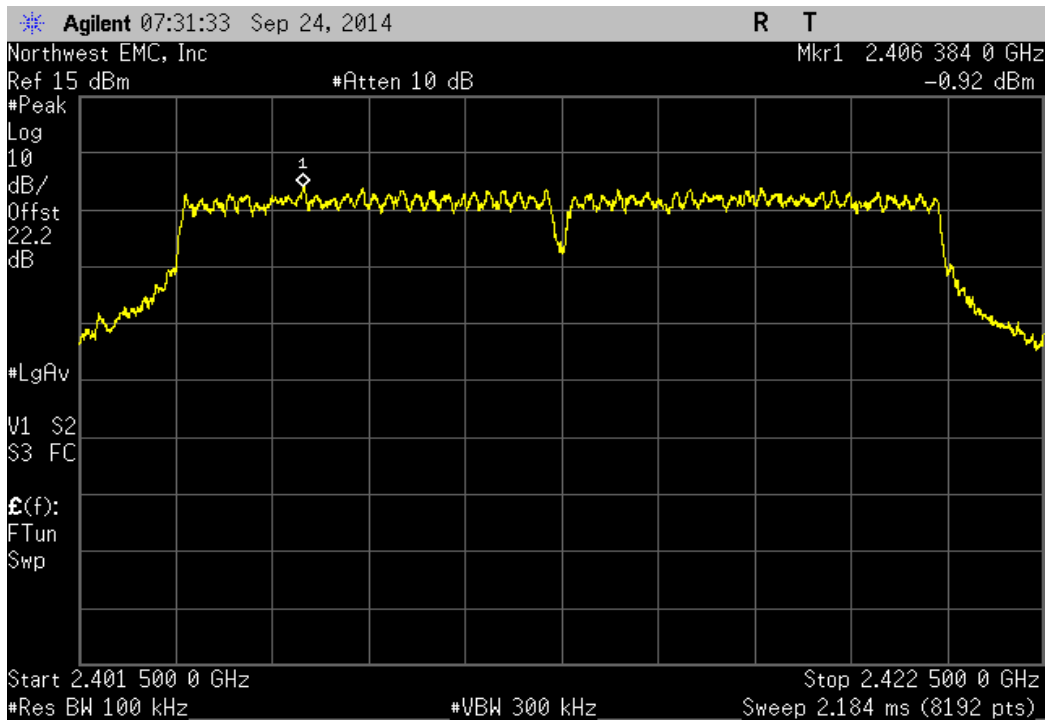
2400 MHz - 2483.5 MHz Band, 802.11(g) 36 Mbps, High Channel 11, 2462 MHz				
Frequency Range	Value (dBc)	Limit ≤ (dBc)	Result	
30 MHz - 12.5 GHz	-44.28	-20	Pass	



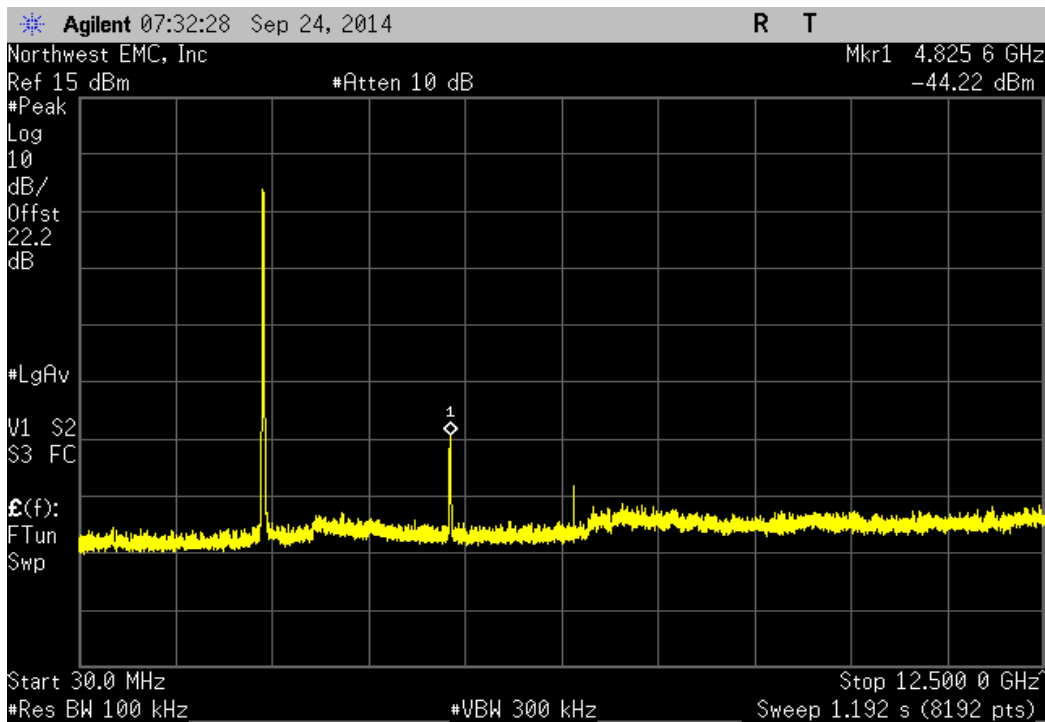
2400 MHz - 2483.5 MHz Band, 802.11(g) 36 Mbps, High Channel 11, 2462 MHz				
Frequency Range	Value (dBc)	Limit ≤ (dBc)	Result	
12.5 GHz - 25 GHz	-51.38	-20	Pass	



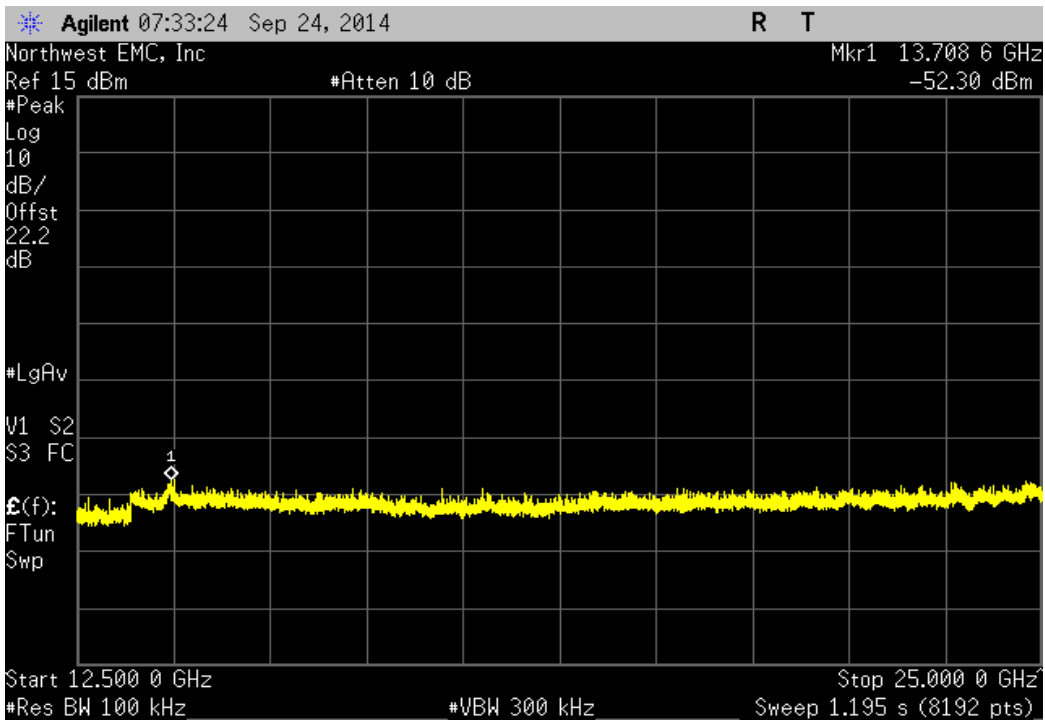
2400 MHz - 2483.5 MHz Band, 802.11(g) 54 Mbps, Low Channel 1, 2412 MHz				
Frequency Range	Value (dBc)	Limit ≤ (dBc)	Result	
Fundamental	N/A	N/A	N/A	



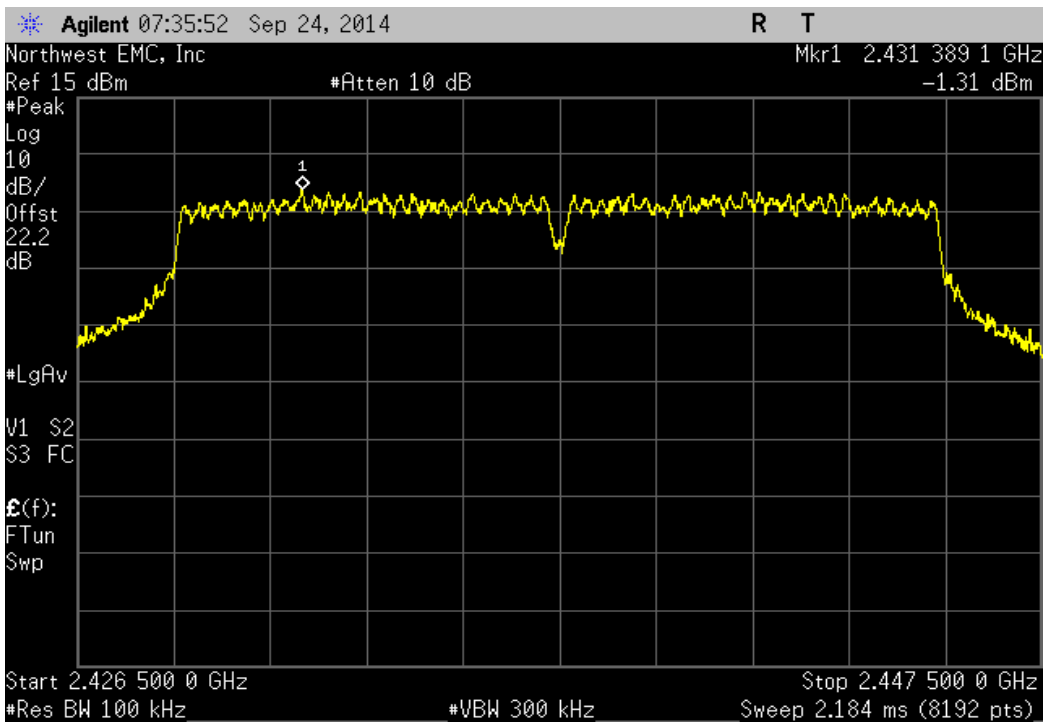
2400 MHz - 2483.5 MHz Band, 802.11(g) 54 Mbps, Low Channel 1, 2412 MHz				
Frequency Range	Value (dBc)	Limit ≤ (dBc)	Result	
30 MHz - 12.5 GHz	-43.3	-20	Pass	



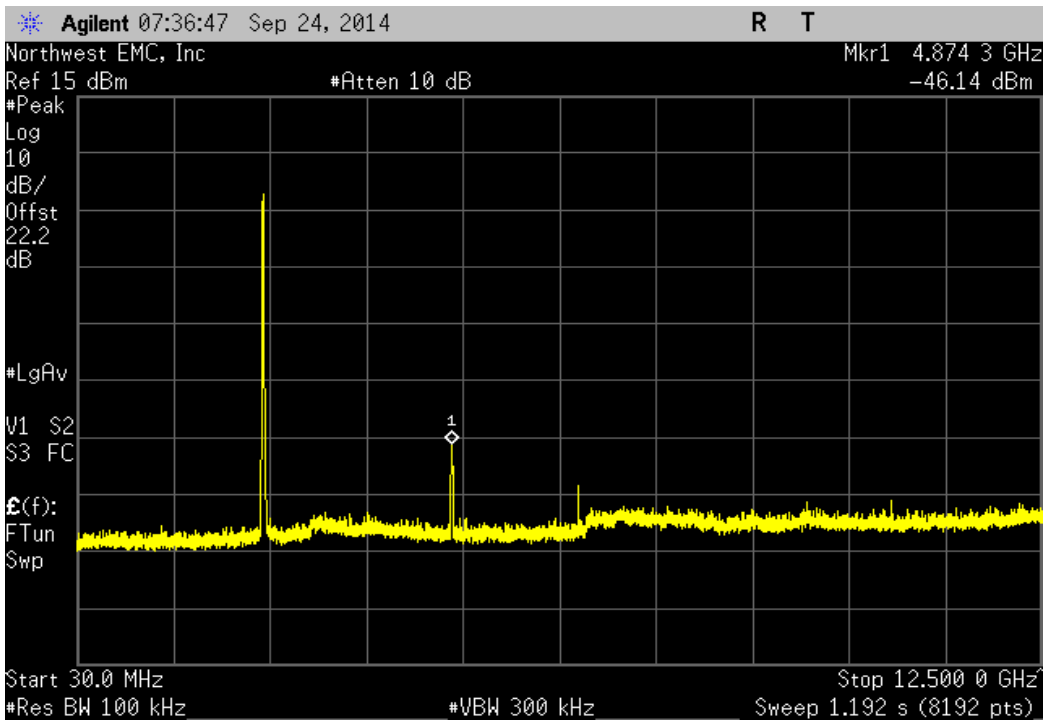
2400 MHz - 2483.5 MHz Band, 802.11(g) 54 Mbps, Low Channel 1, 2412 MHz				
Frequency Range	Value (dBc)	Limit ≤ (dBc)	Result	
12.5 GHz - 25 GHz	-51.38	-20	Pass	



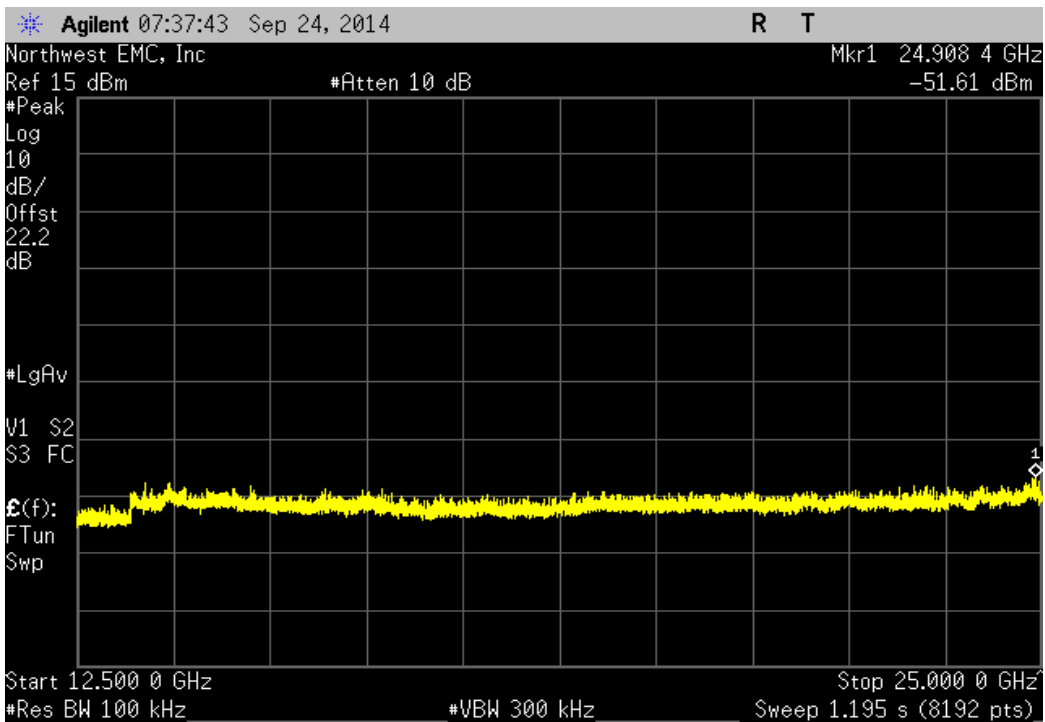
2400 MHz - 2483.5 MHz Band, 802.11(g) 54 Mbps, Mid Channel 6, 2437 MHz				
Frequency Range	Value (dBc)	Limit ≤ (dBc)	Result	
Fundamental	N/A	N/A	N/A	



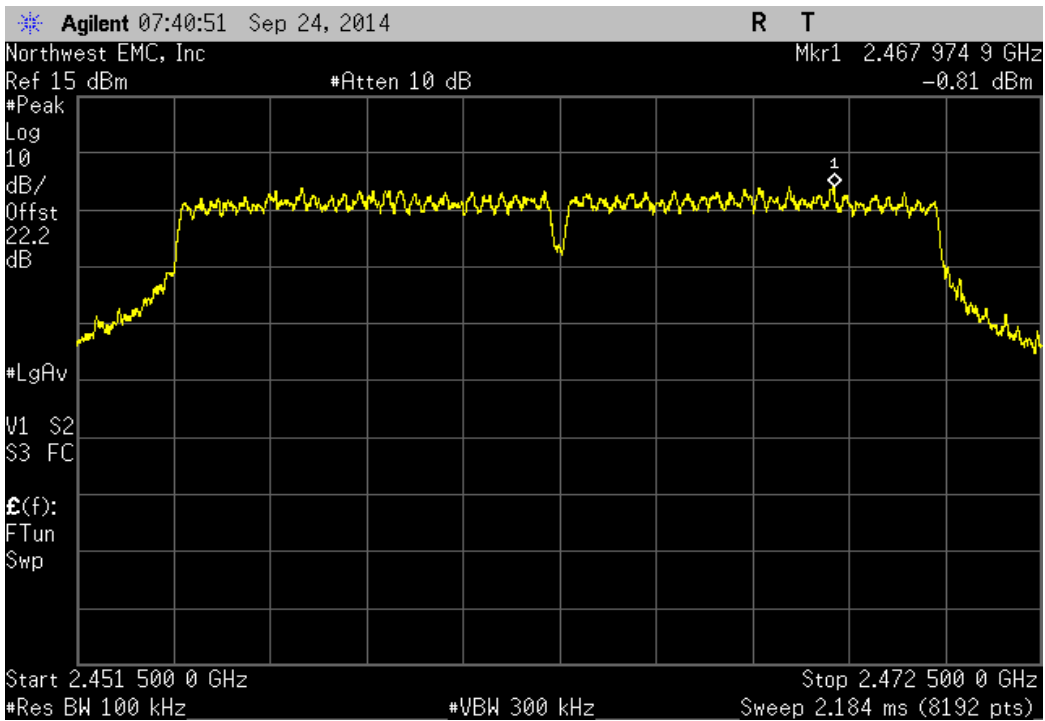
2400 MHz - 2483.5 MHz Band, 802.11(g) 54 Mbps, Mid Channel 6, 2437 MHz				
Frequency Range	Value (dBc)	Limit ≤ (dBc)	Result	
30 MHz - 12.5 GHz	-44.83	-20	Pass	



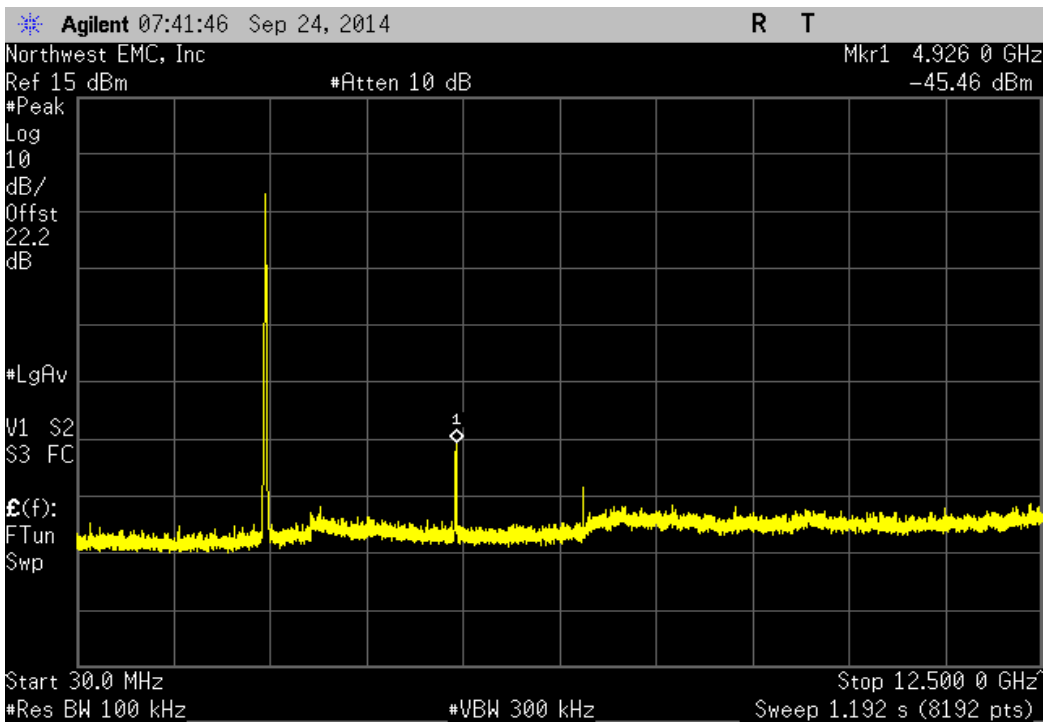
2400 MHz - 2483.5 MHz Band, 802.11(g) 54 Mbps, Mid Channel 6, 2437 MHz				
Frequency Range	Value (dBc)	Limit ≤ (dBc)	Result	
12.5 GHz - 25 GHz	-50.3	-20	Pass	



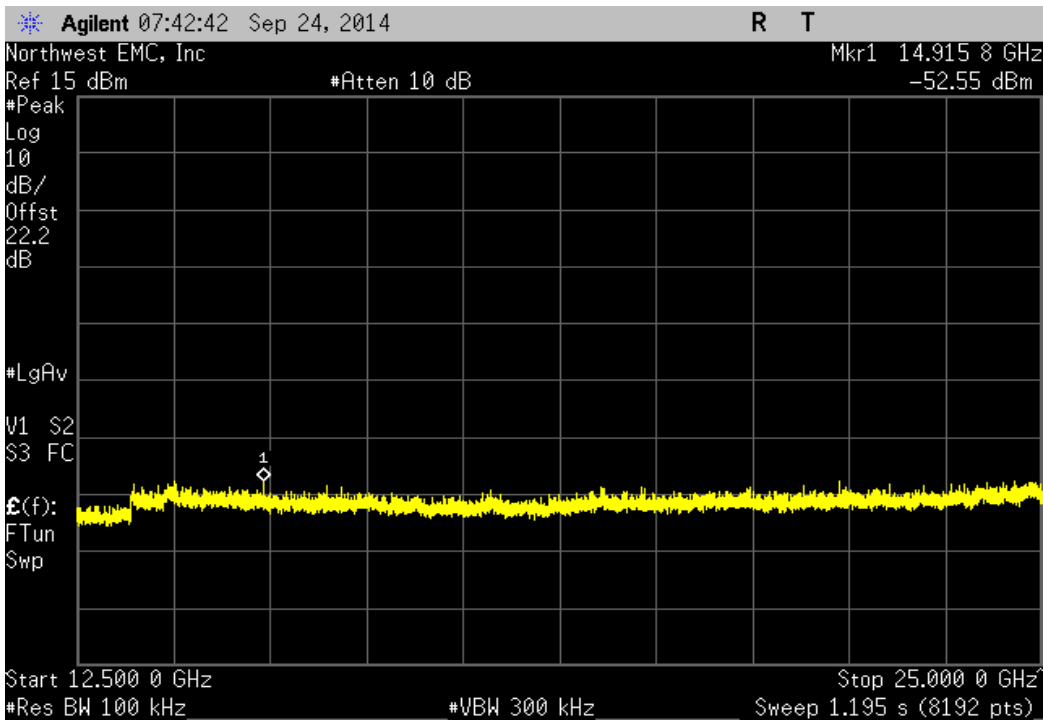
2400 MHz - 2483.5 MHz Band, 802.11(g) 54 Mbps, High Channel 11, 2462 MHz				
Frequency Range	Value (dBc)	Limit ≤ (dBc)	Result	
Fundamental	N/A	N/A	N/A	



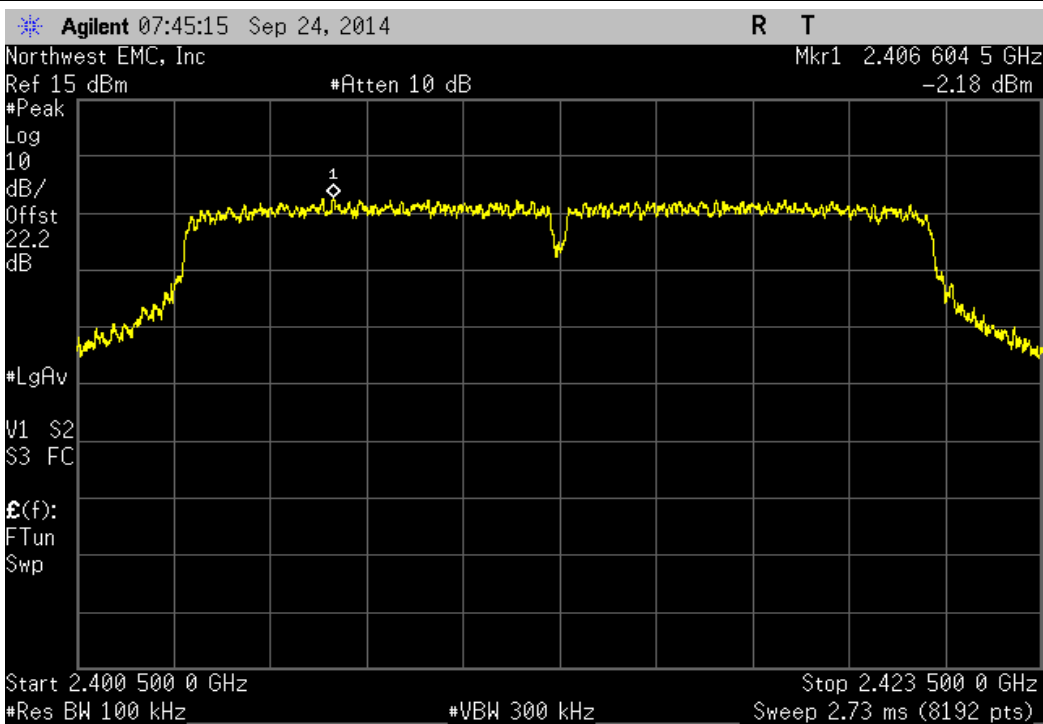
2400 MHz - 2483.5 MHz Band, 802.11(g) 54 Mbps, High Channel 11, 2462 MHz				
Frequency Range	Value (dBc)	Limit ≤ (dBc)	Result	
30 MHz - 12.5 GHz	-44.65	-20	Pass	



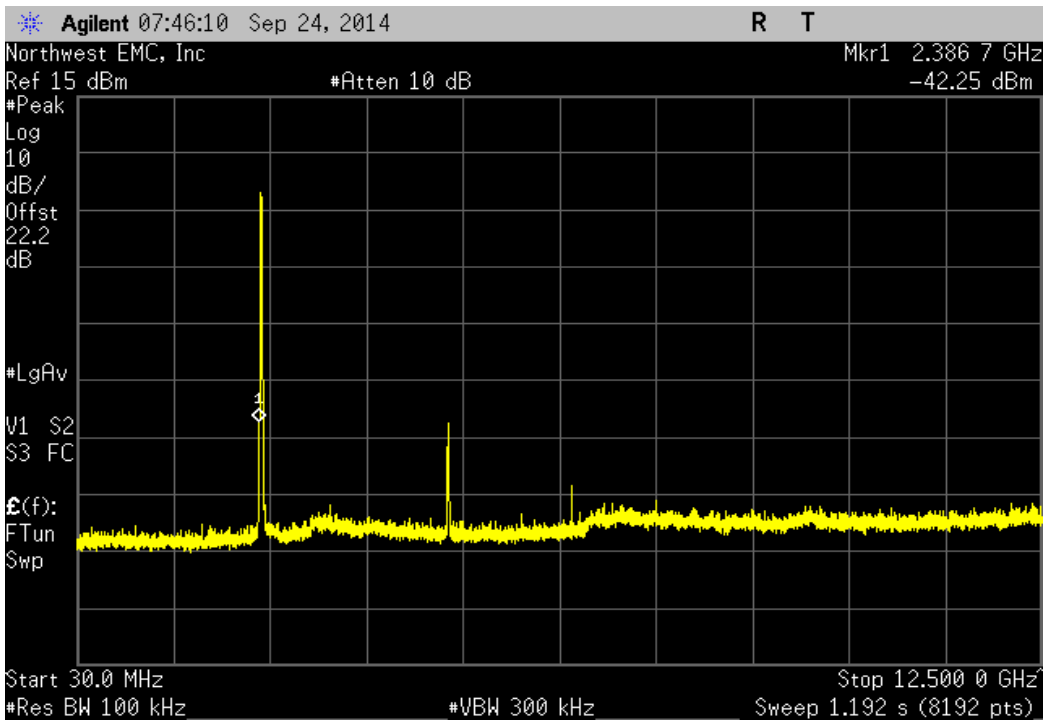
2400 MHz - 2483.5 MHz Band, 802.11(g) 54 Mbps, High Channel 11, 2462 MHz				
Frequency Range	Value (dBc)	Limit ≤ (dBc)	Result	
12.5 GHz - 25 GHz	-51.74	-20	Pass	



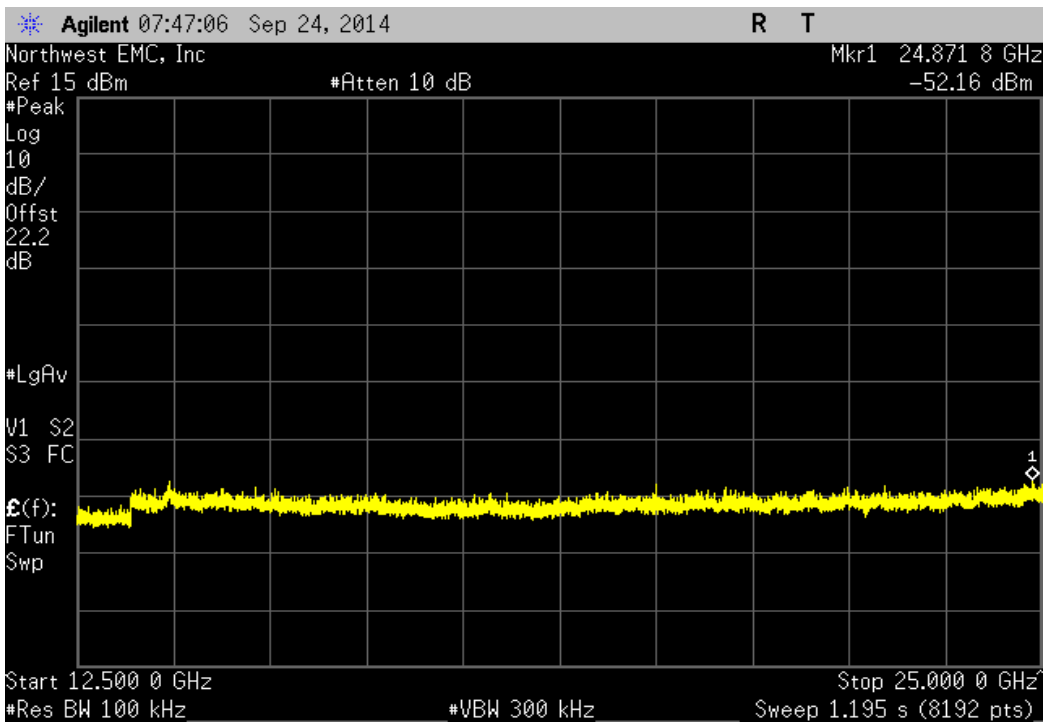
2400 MHz - 2483.5 MHz Band, 802.11(n) MCS0, Low Channel 1, 2412 MHz				
Frequency Range	Value (dBc)	Limit ≤ (dBc)	Result	
Fundamental	N/A	N/A	N/A	



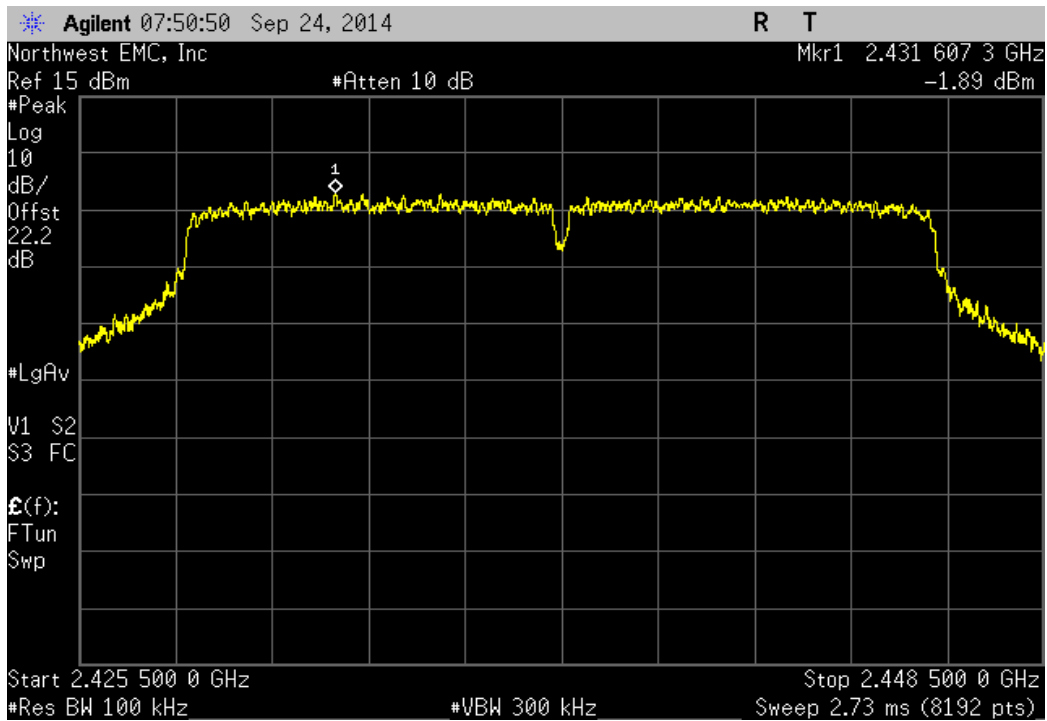
2400 MHz - 2483.5 MHz Band, 802.11(n) MCS0, Low Channel 1, 2412 MHz			
Frequency Range	Value (dBc)	Limit ≤ (dBc)	Result
30 MHz - 12.5 GHz	-40.07	-20	Pass



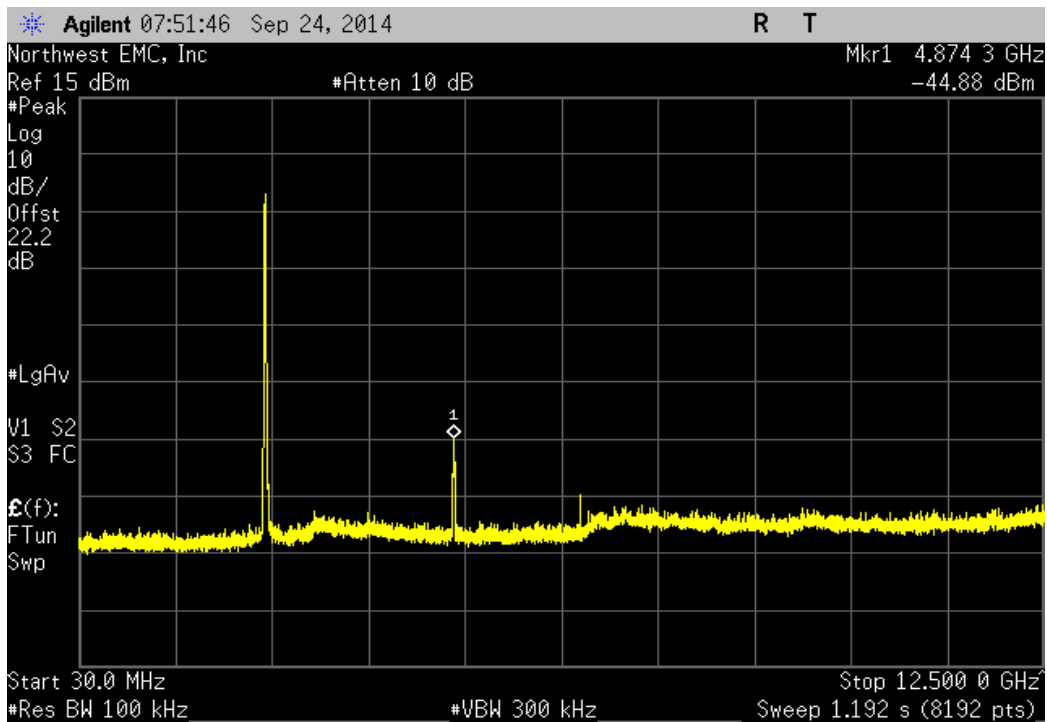
2400 MHz - 2483.5 MHz Band, 802.11(n) MCS0, Low Channel 1, 2412 MHz			
Frequency Range	Value (dBc)	Limit ≤ (dBc)	Result
12.5 GHz - 25 GHz	-49.98	-20	Pass



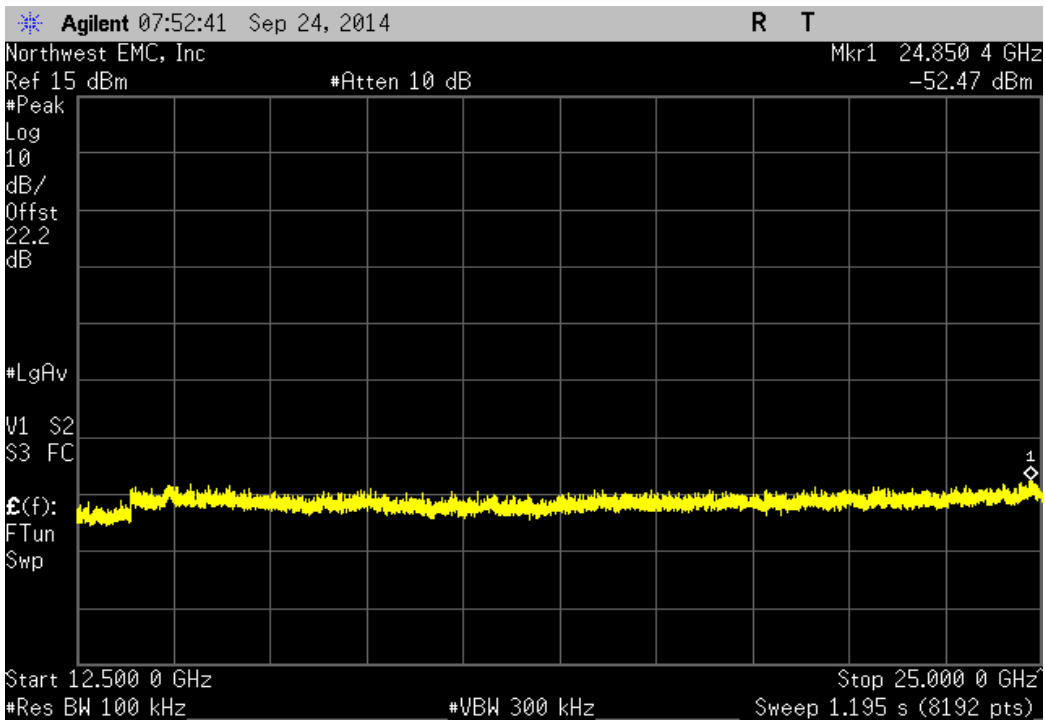
2400 MHz - 2483.5 MHz Band, 802.11(n) MCS0, Mid Channel 6, 2437 MHz				
Frequency Range	Value (dBc)	Limit ≤ (dBc)	Result	
Fundamental	N/A	N/A	N/A	



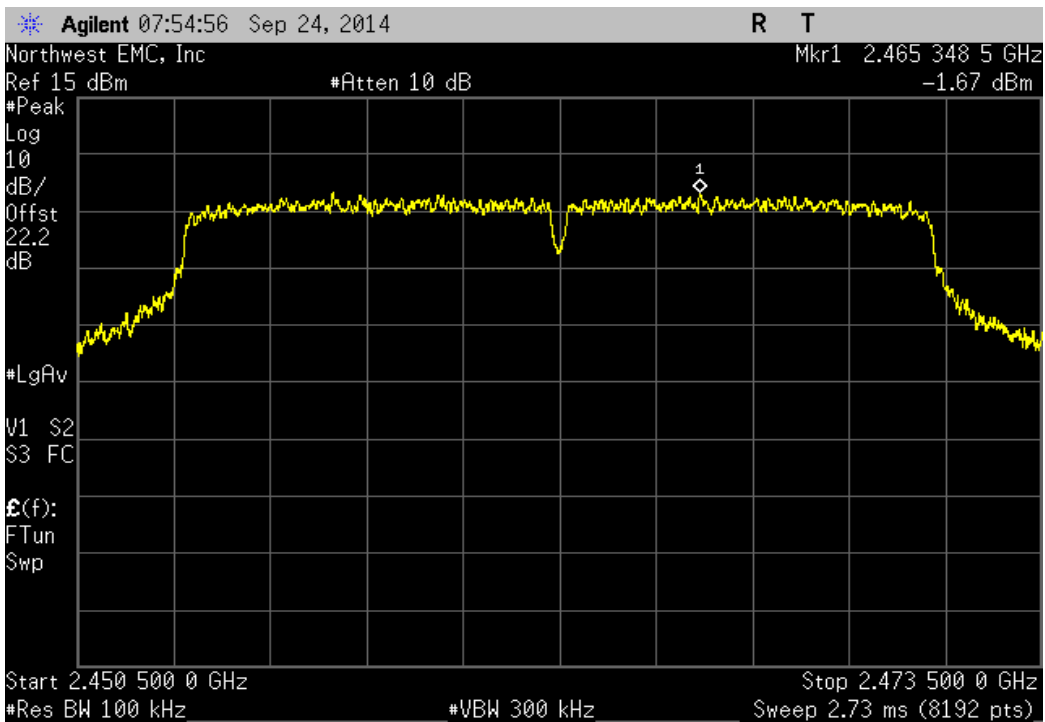
2400 MHz - 2483.5 MHz Band, 802.11(n) MCS0, Mid Channel 6, 2437 MHz				
Frequency Range	Value (dBc)	Limit ≤ (dBc)	Result	
30 MHz - 12.5 GHz	-42.99	-20	Pass	



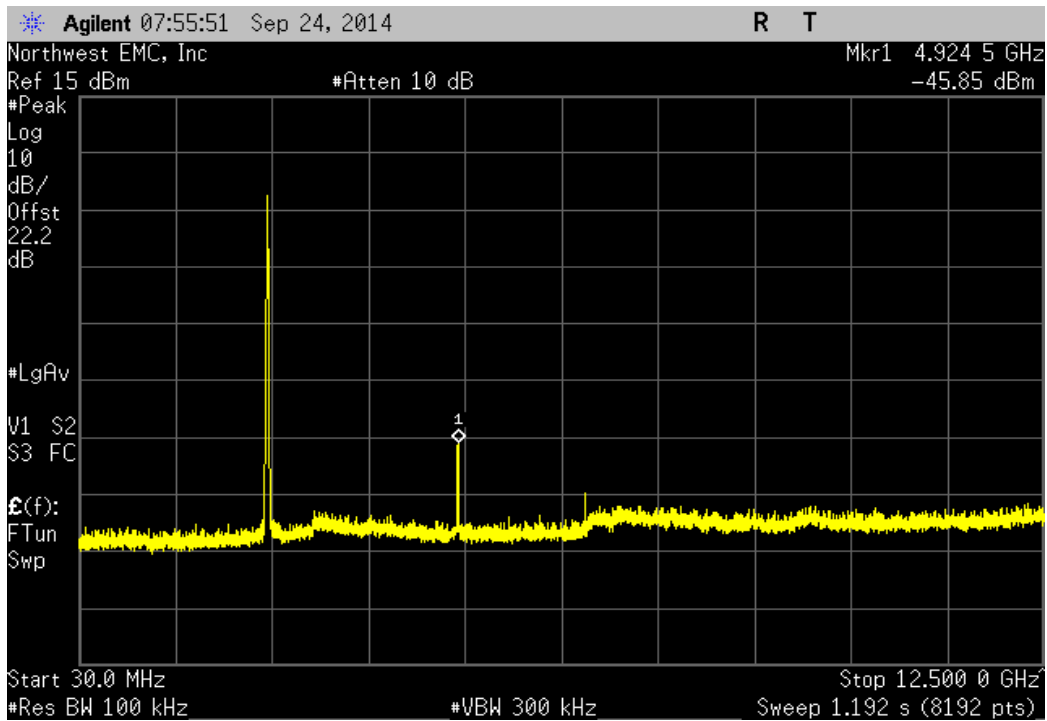
2400 MHz - 2483.5 MHz Band, 802.11(n) MCS0, Mid Channel 6, 2437 MHz			
Frequency Range	Value (dBc)	Limit ≤ (dBc)	Result
12.5 GHz - 25 GHz	-50.58	-20	Pass



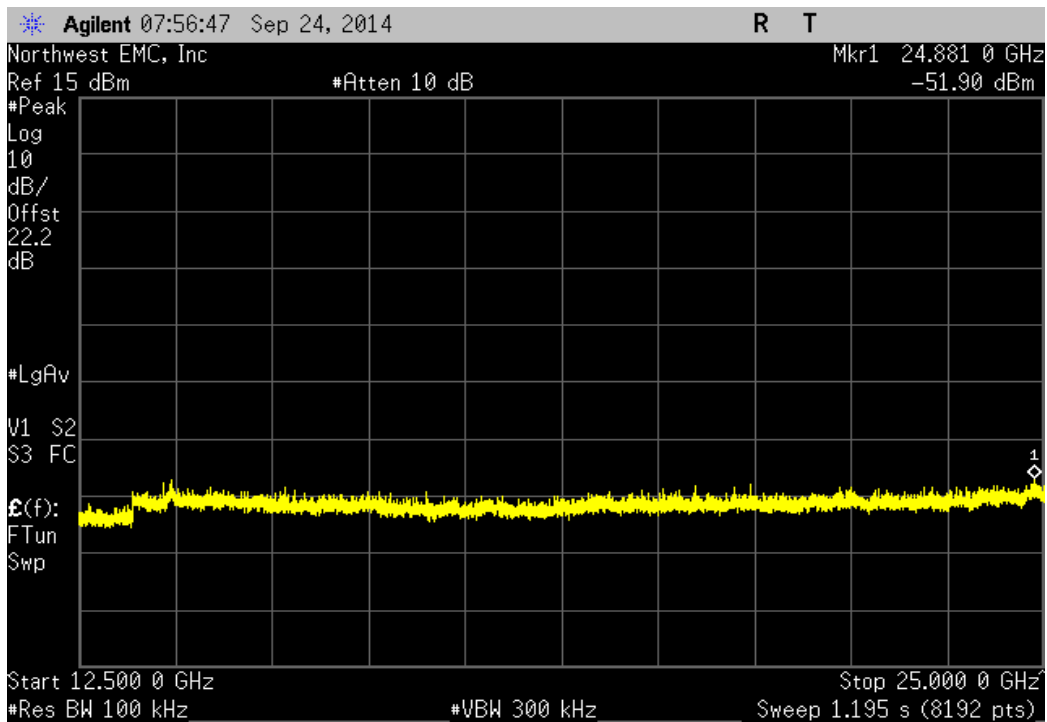
2400 MHz - 2483.5 MHz Band, 802.11(n) MCS0, High Channel 11, 2462 MHz			
Frequency Range	Value (dBc)	Limit ≤ (dBc)	Result
Fundamental	N/A	N/A	N/A



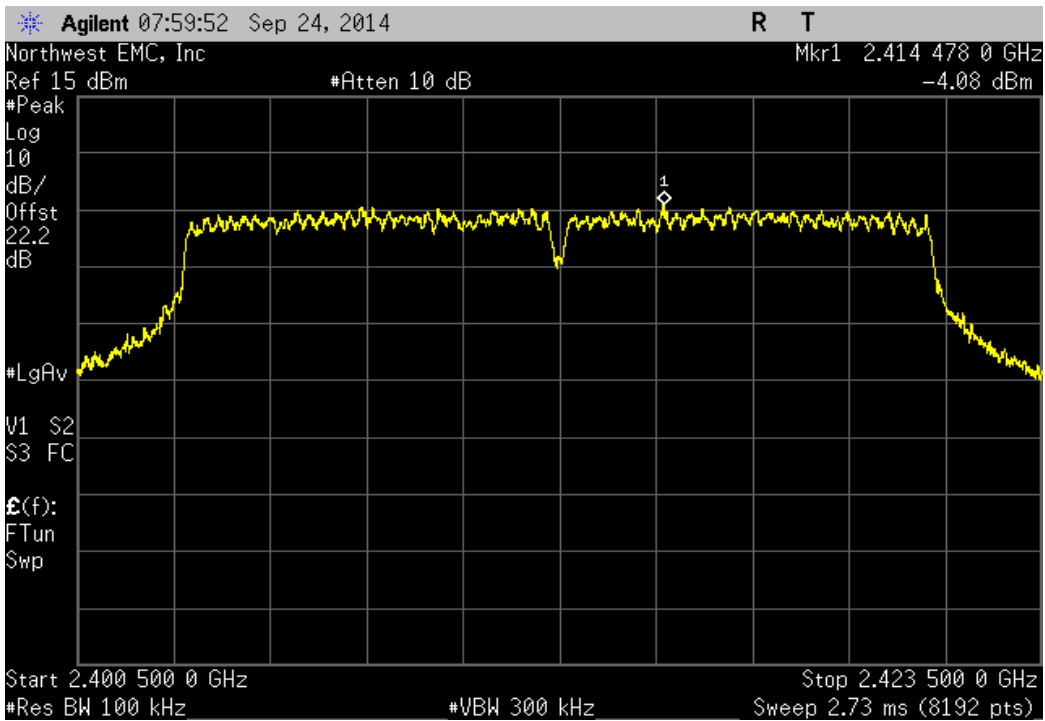
2400 MHz - 2483.5 MHz Band, 802.11(n) MCS0, High Channel 11, 2462 MHz			
Frequency Range	Value (dBc)	Limit ≤ (dBc)	Result
30 MHz - 12.5 GHz	-44.18	-20	Pass



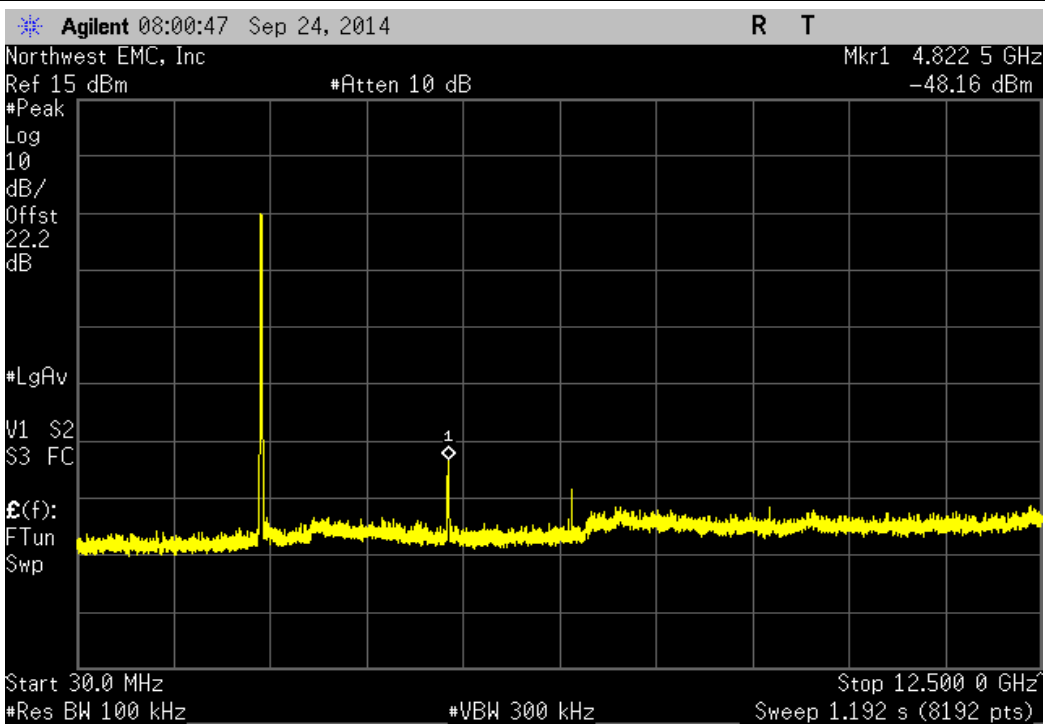
2400 MHz - 2483.5 MHz Band, 802.11(n) MCS0, High Channel 11, 2462 MHz			
Frequency Range	Value (dBc)	Limit ≤ (dBc)	Result
12.5 GHz - 25 GHz	-50.24	-20	Pass



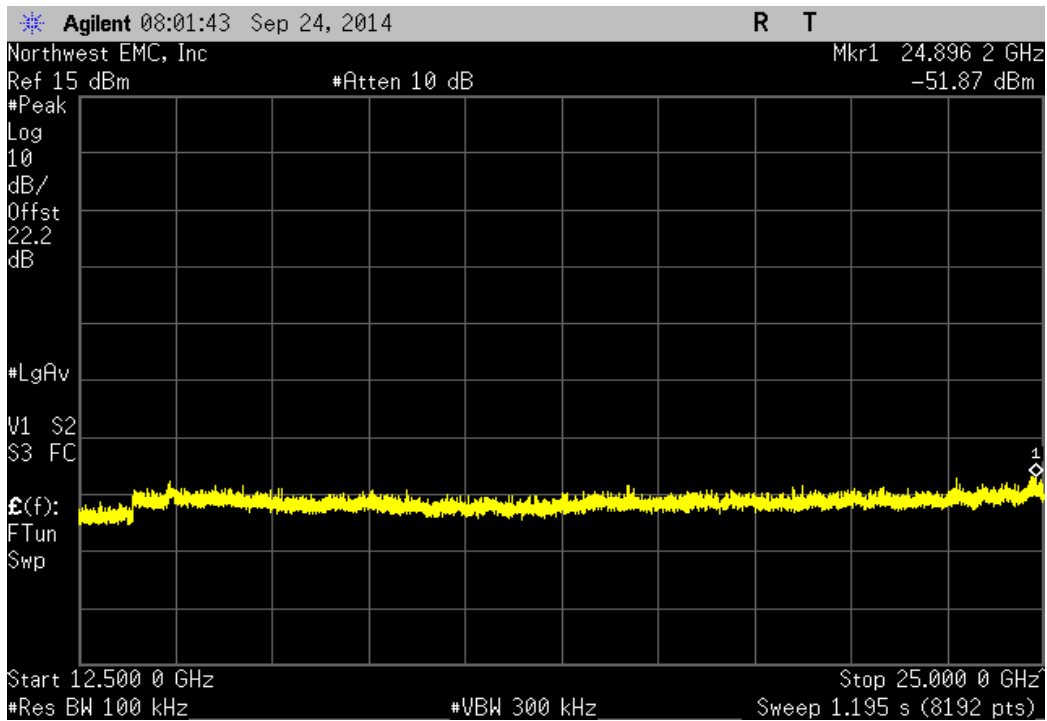
2400 MHz - 2483.5 MHz Band, 802.11(n) MCS7, Low Channel 1, 2412 MHz			
Frequency Range	Value (dBc)	Limit ≤ (dBc)	Result
Fundamental	N/A	N/A	N/A



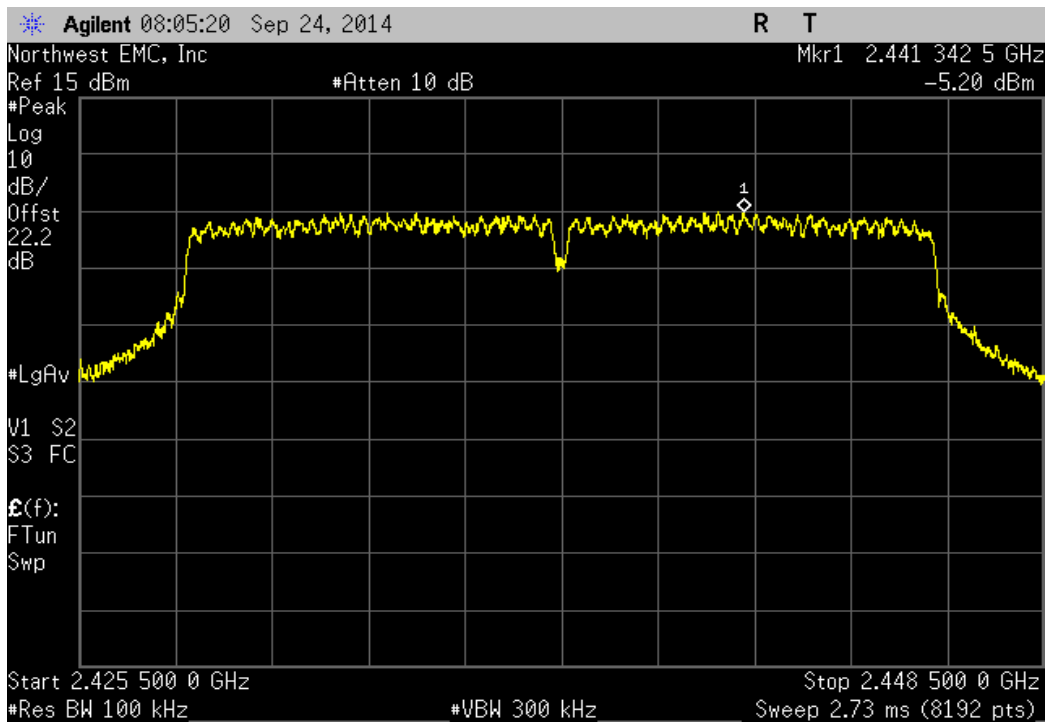
2400 MHz - 2483.5 MHz Band, 802.11(n) MCS7, Low Channel 1, 2412 MHz			
Frequency Range	Value (dBc)	Limit ≤ (dBc)	Result
30 MHz - 12.5 GHz	-44.08	-20	Pass



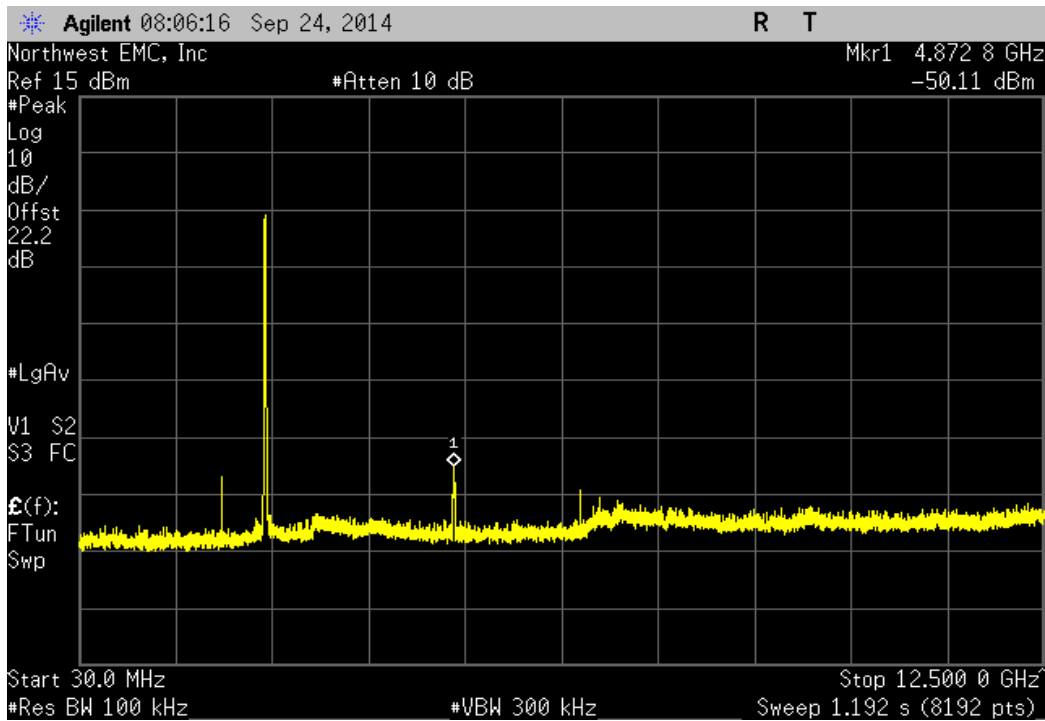
2400 MHz - 2483.5 MHz Band, 802.11(n) MCS7, Low Channel 1, 2412 MHz			
Frequency Range	Value (dBc)	Limit ≤ (dBc)	Result
12.5 GHz - 25 GHz	-47.79	-20	Pass



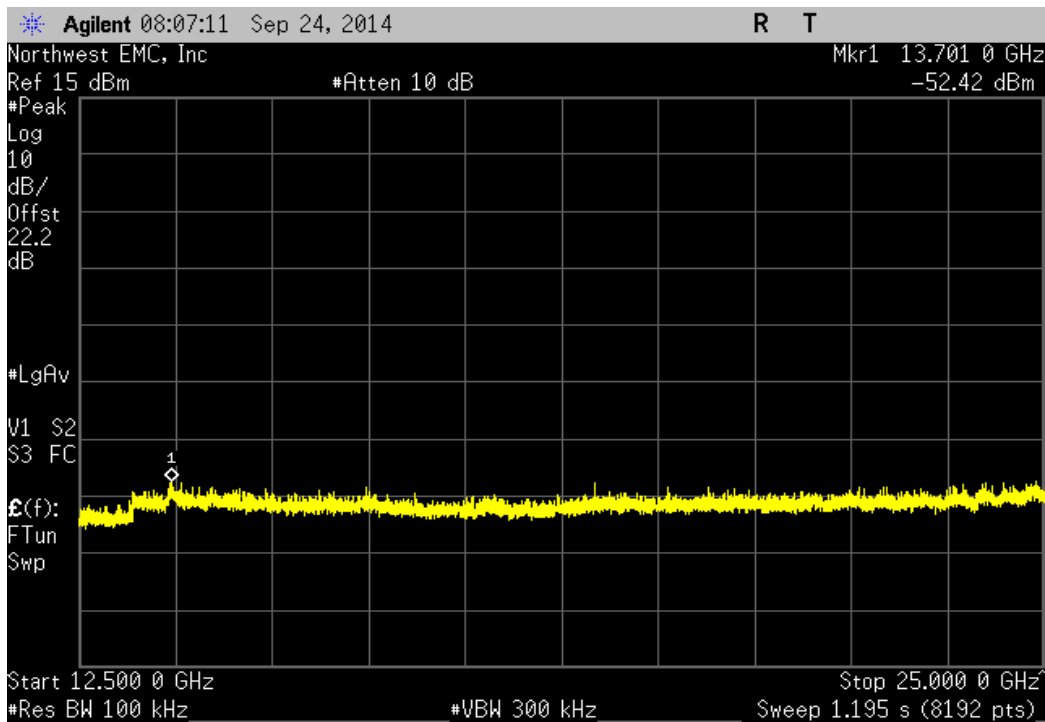
2400 MHz - 2483.5 MHz Band, 802.11(n) MCS7, Mid Channel 6, 2437 MHz			
Frequency Range	Value (dBc)	Limit ≤ (dBc)	Result
Fundamental	N/A	N/A	N/A



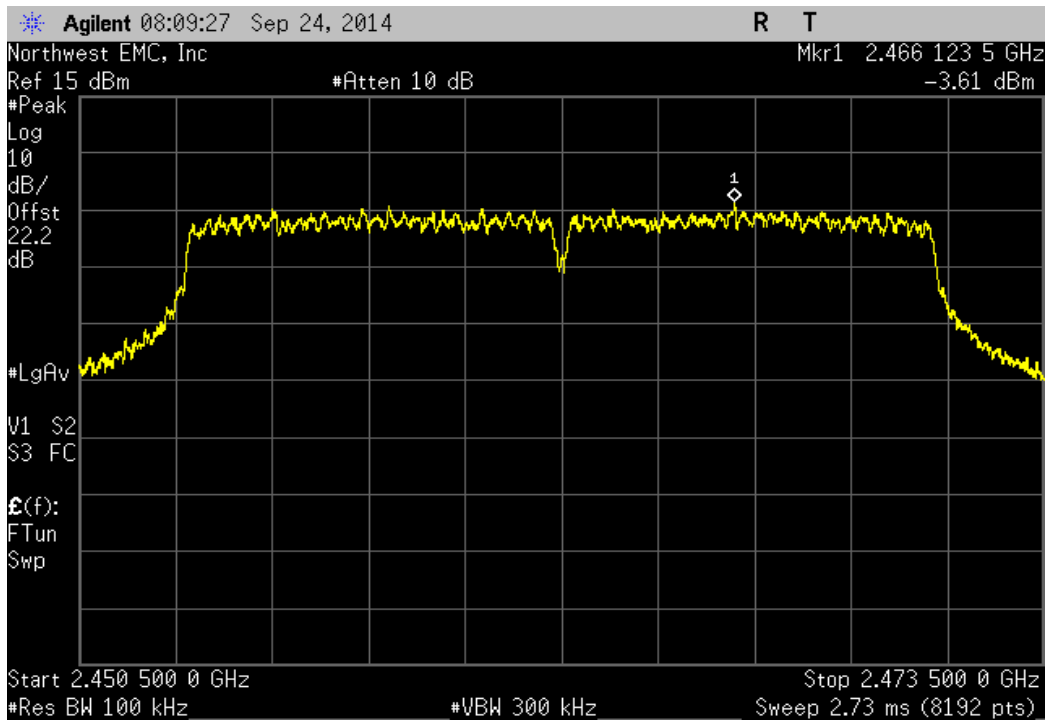
2400 MHz - 2483.5 MHz Band, 802.11(n) MCS7, Mid Channel 6, 2437 MHz			
Frequency Range	Value (dBc)	Limit ≤ (dBc)	Result
30 MHz - 12.5 GHz	-44.91	-20	Pass



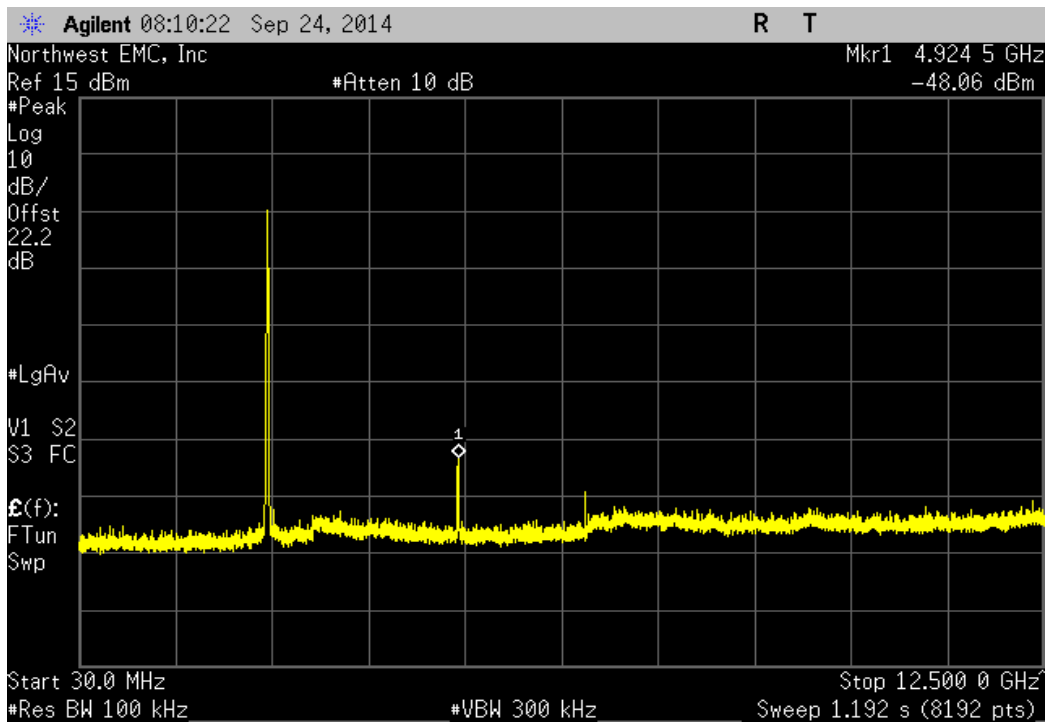
2400 MHz - 2483.5 MHz Band, 802.11(n) MCS7, Mid Channel 6, 2437 MHz			
Frequency Range	Value (dBc)	Limit ≤ (dBc)	Result
12.5 GHz - 25 GHz	-47.22	-20	Pass



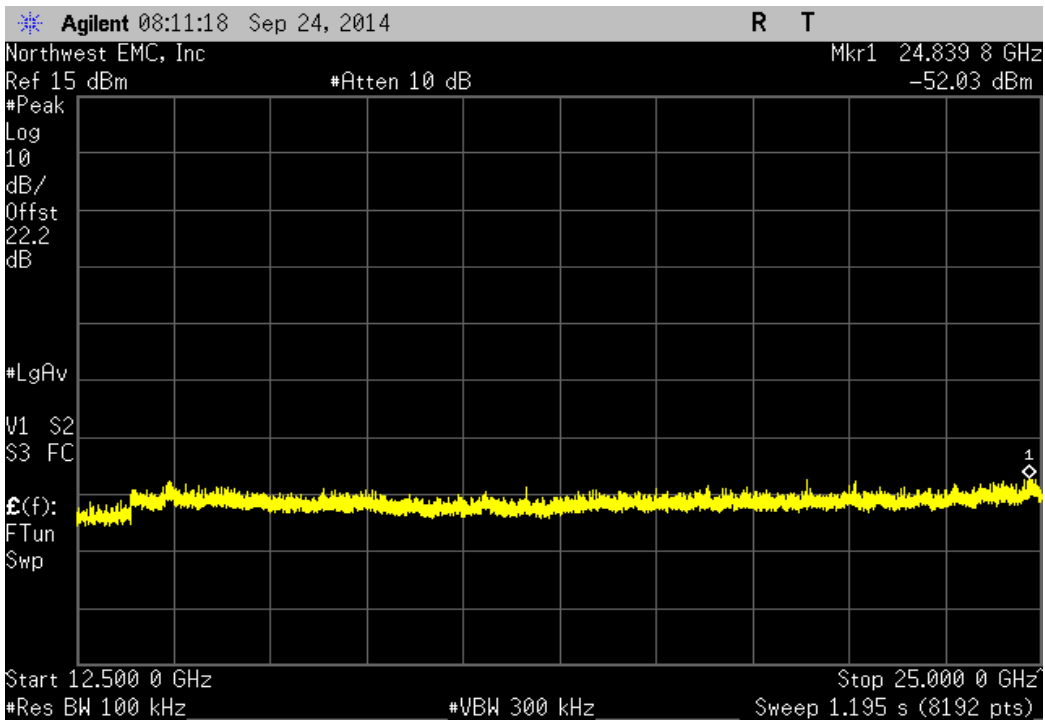
2400 MHz - 2483.5 MHz Band, 802.11(n) MCS7, High Channel 11, 2462 MHz			
Frequency Range	Value (dBc)	Limit ≤ (dBc)	Result
Fundamental	N/A	N/A	N/A



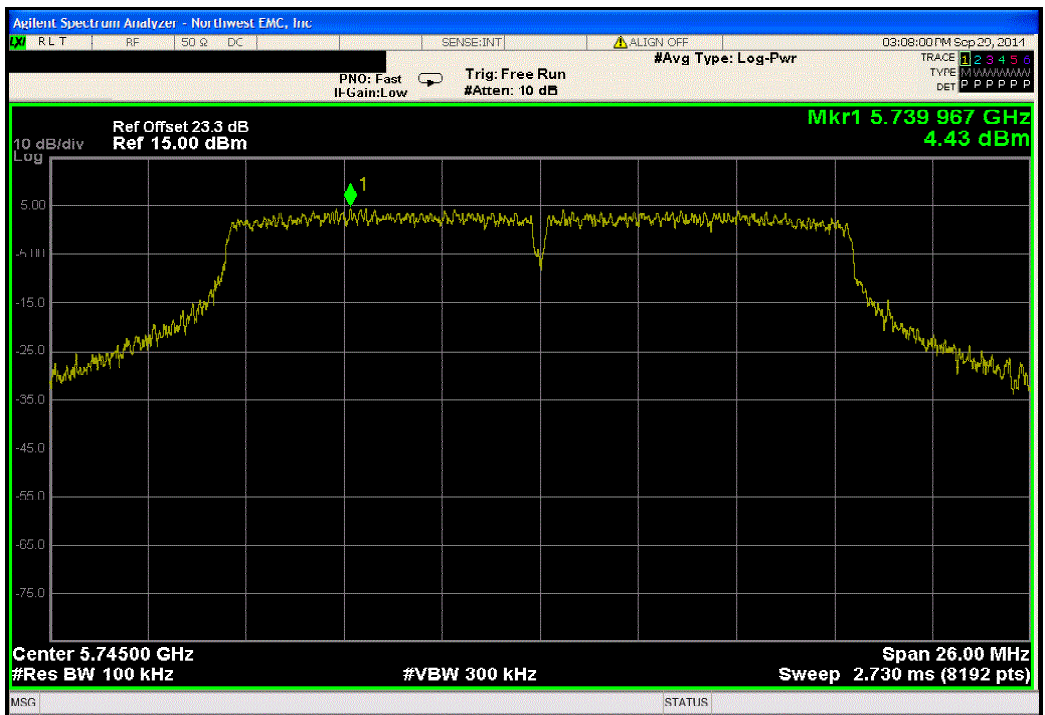
2400 MHz - 2483.5 MHz Band, 802.11(n) MCS7, High Channel 11, 2462 MHz			
Frequency Range	Value (dBc)	Limit ≤ (dBc)	Result
30 MHz - 12.5 GHz	-44.45	-20	Pass



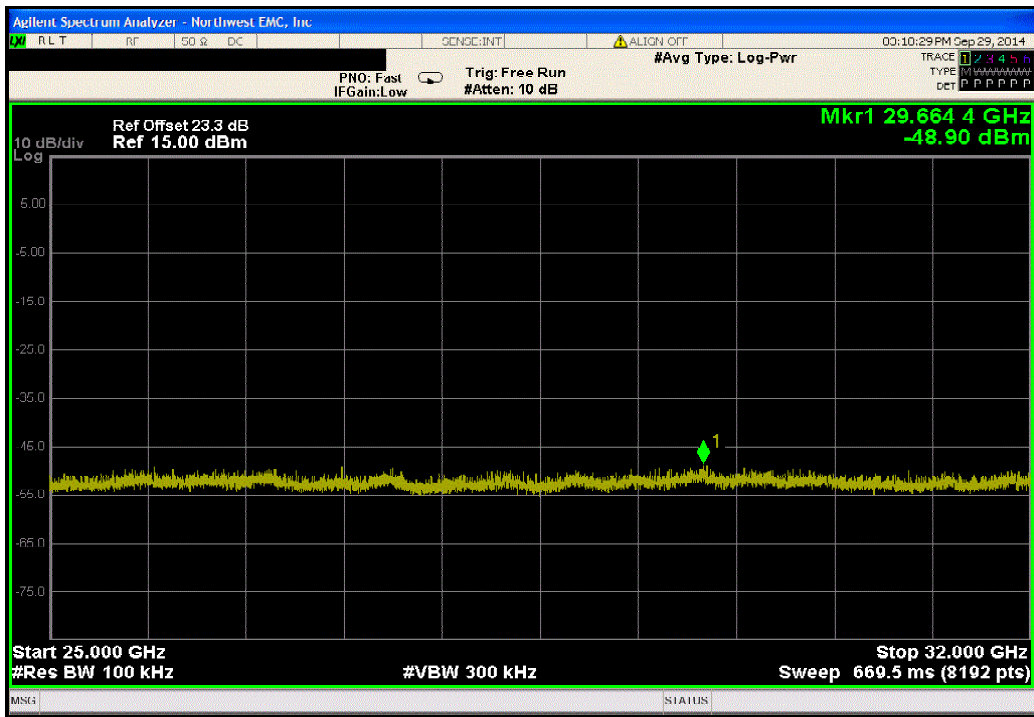
2400 MHz - 2483.5 MHz Band, 802.11(n) MCS7, High Channel 11, 2462 MHz				
Frequency Range	Value (dBc)	Limit ≤ (dBc)	Result	
12.5 GHz - 25 GHz	-48.42	-20	Pass	



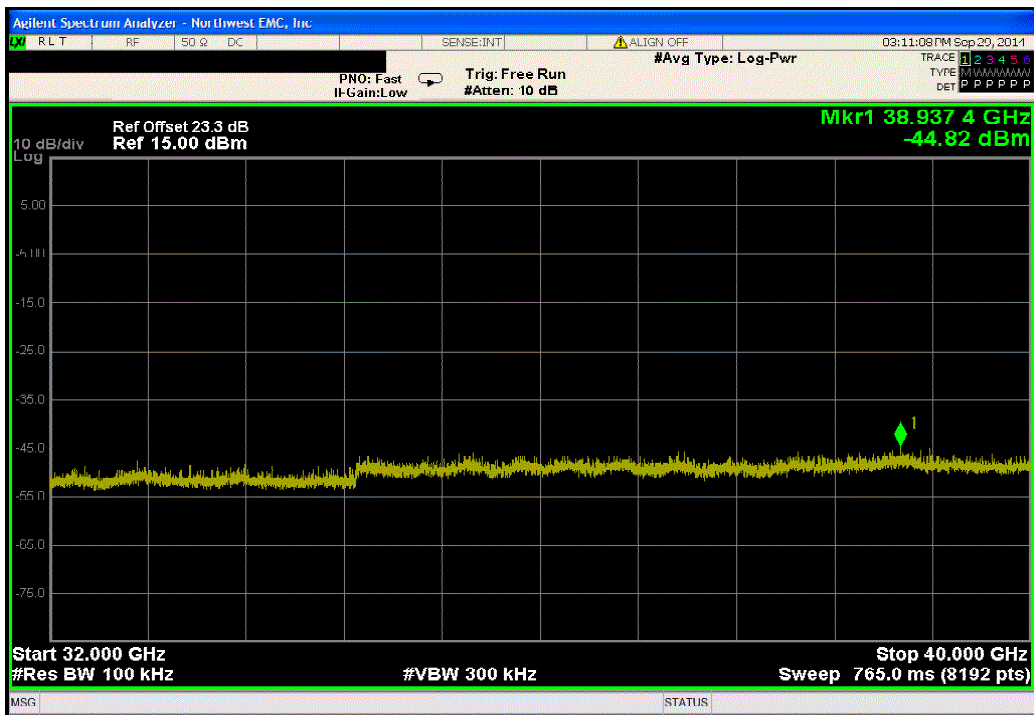
5725 MHz - 5850 MHz Band, 802.11(a) 6 Mbps, Low Channel 149, 5745 MHz				
Frequency Range	Value (dBc)	Limit ≤ (dBc)	Result	
Fundamental	N/A	N/A	N/A	



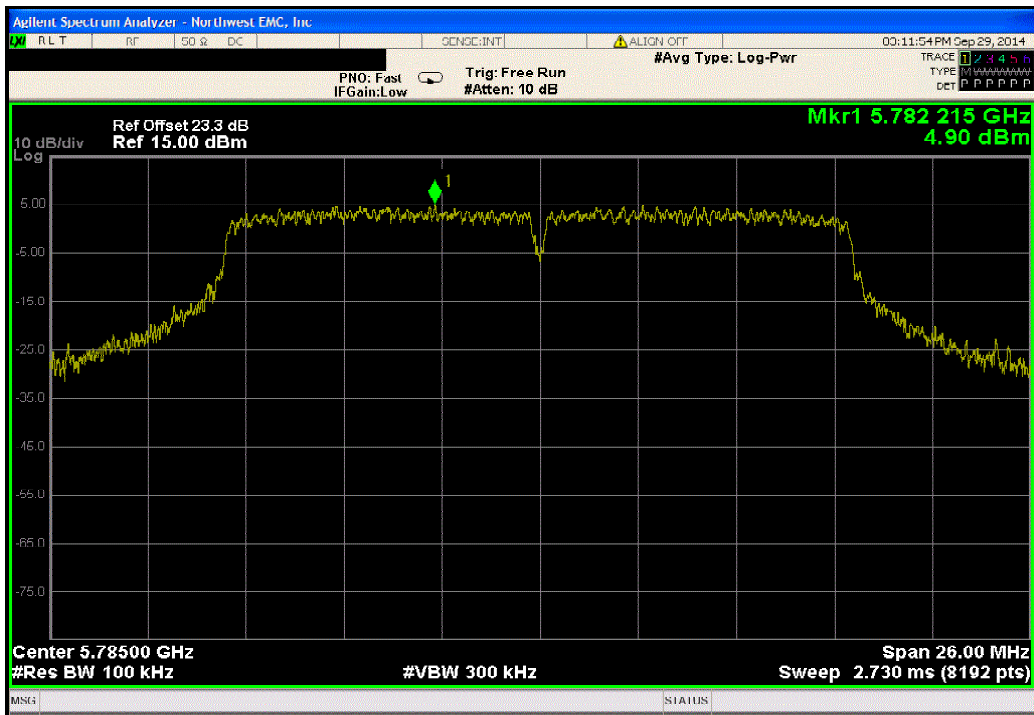
5725 MHz - 5850 MHz Band, 802.11(a) 6 Mbps, Low Channel 149, 5745 MHz				
Frequency Range	Value (dBc)	Limit ≤ (dBc)	Result	
25 GHz - 32 GHz	-53.33	-20	Pass	



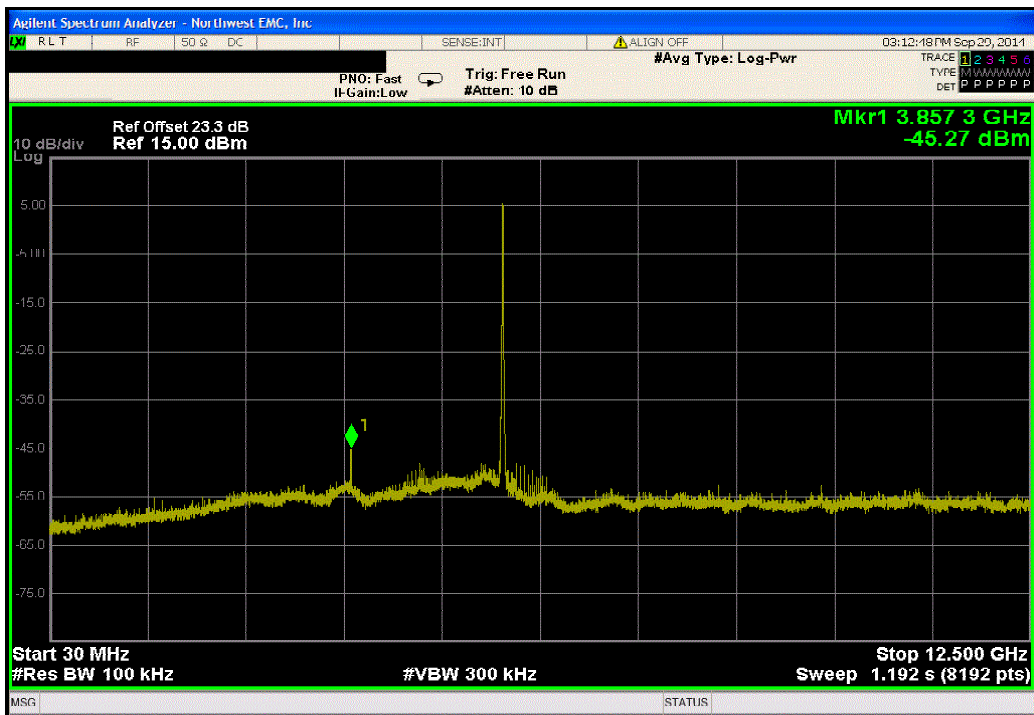
5725 MHz - 5850 MHz Band, 802.11(a) 6 Mbps, Low Channel 149, 5745 MHz				
Frequency Range	Value (dBc)	Limit ≤ (dBc)	Result	
32 GHz - 40 GHz	-49.25	-20	Pass	



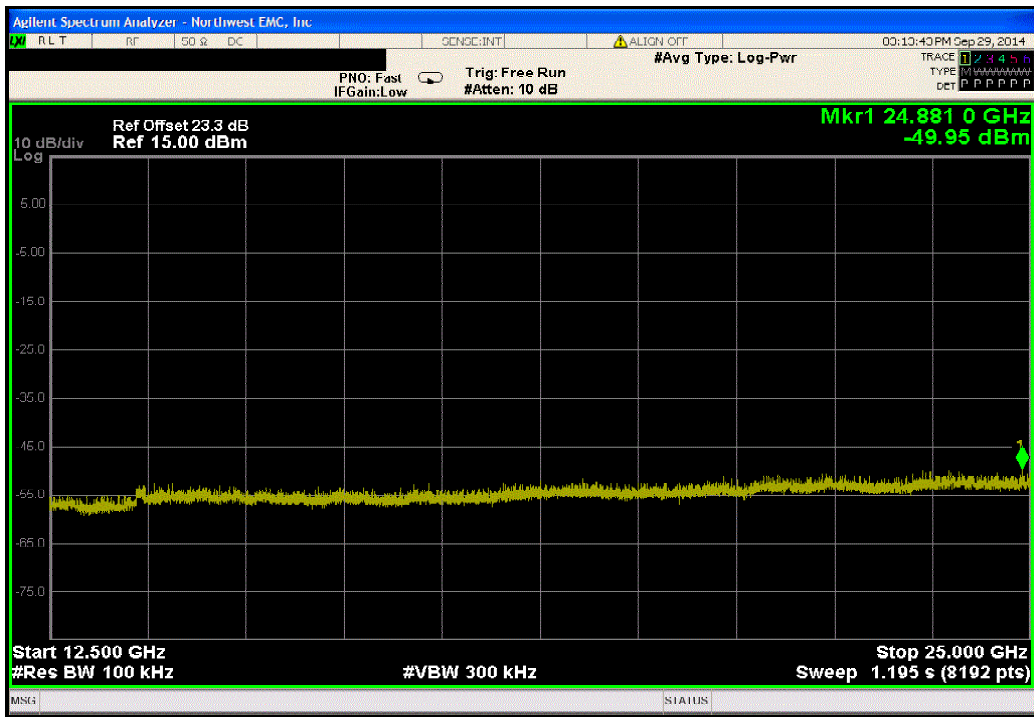
5725 MHz - 5850 MHz Band, 802.11(a) 6 Mbps, Mid Channel 157, 5785 MHz			
Frequency Range	Value (dBc)	Limit ≤ (dBc)	Result
Fundamental	N/A	N/A	N/A



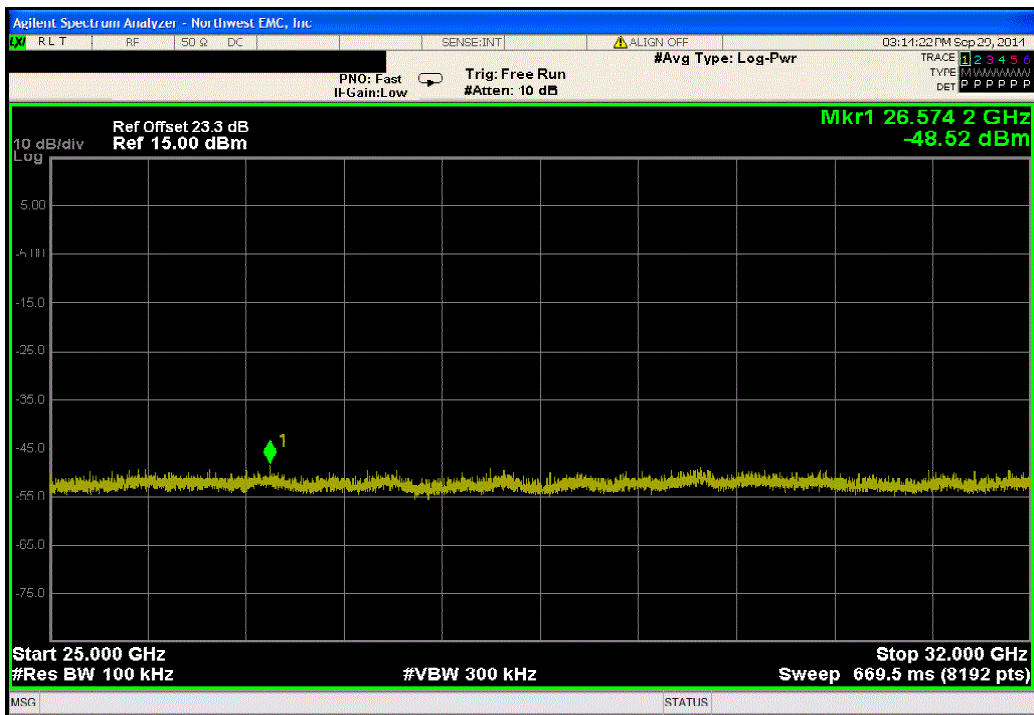
5725 MHz - 5850 MHz Band, 802.11(a) 6 Mbps, Mid Channel 157, 5785 MHz			
Frequency Range	Value (dBc)	Limit ≤ (dBc)	Result
30 MHz - 12.5 GHz	-50.17	-20	Pass



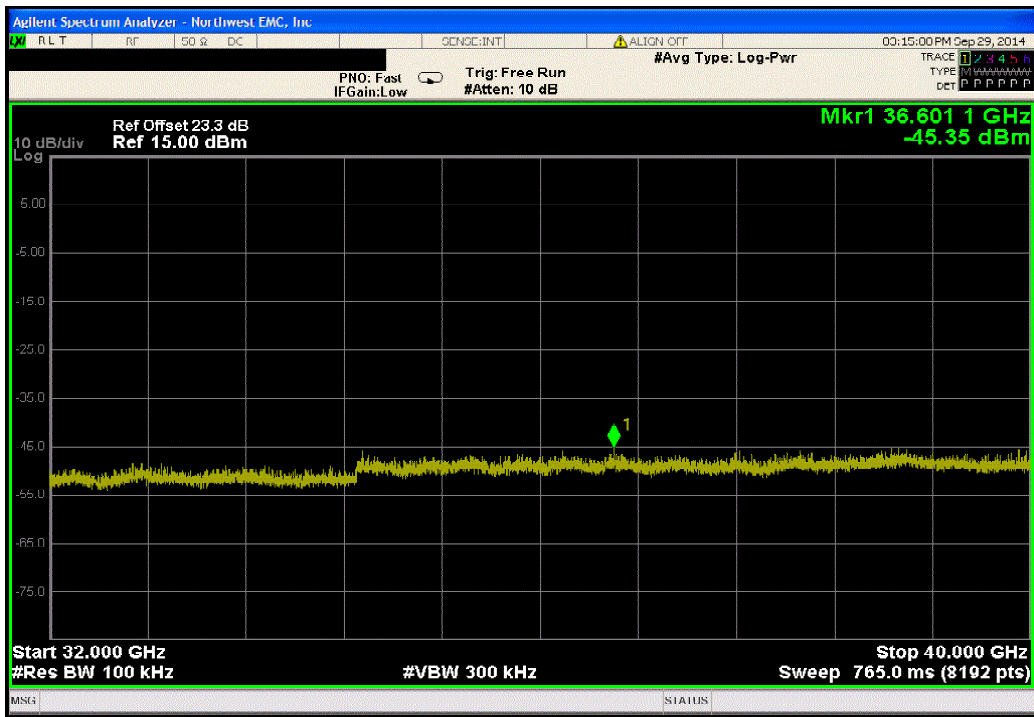
5725 MHz - 5850 MHz Band, 802.11(a) 6 Mbps, Mid Channel 157, 5785 MHz			
Frequency Range	Value (dBc)	Limit ≤ (dBc)	Result
12.5 GHz - 25 GHz	-54.85	-20	Pass



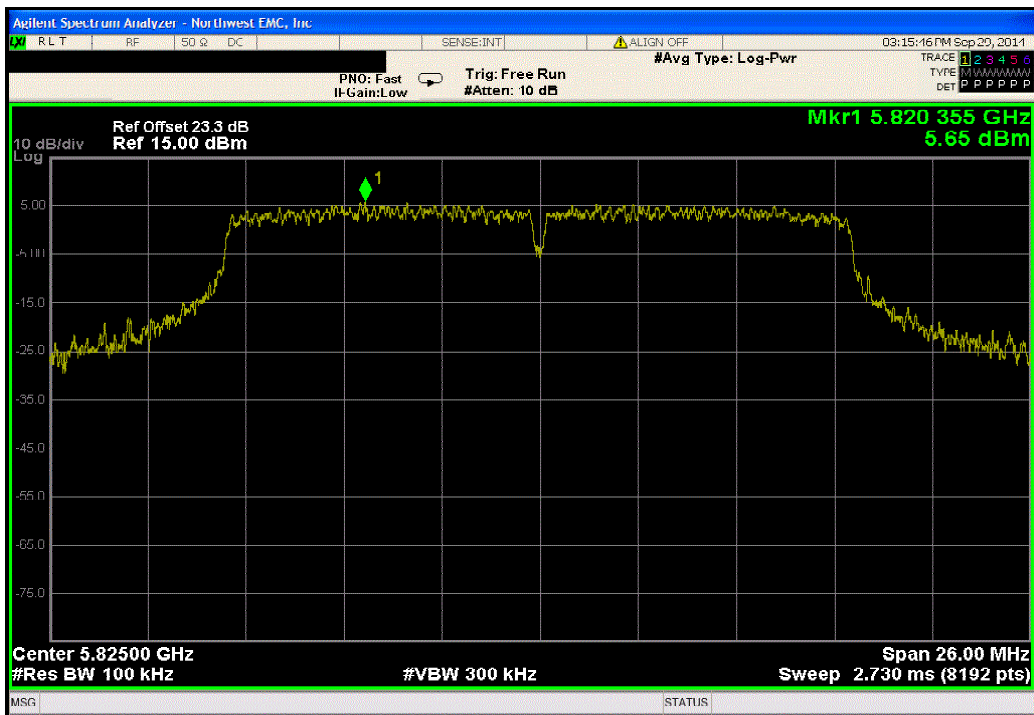
5725 MHz - 5850 MHz Band, 802.11(a) 6 Mbps, Mid Channel 157, 5785 MHz			
Frequency Range	Value (dBc)	Limit ≤ (dBc)	Result
25 GHz - 32 GHz	-53.42	-20	Pass



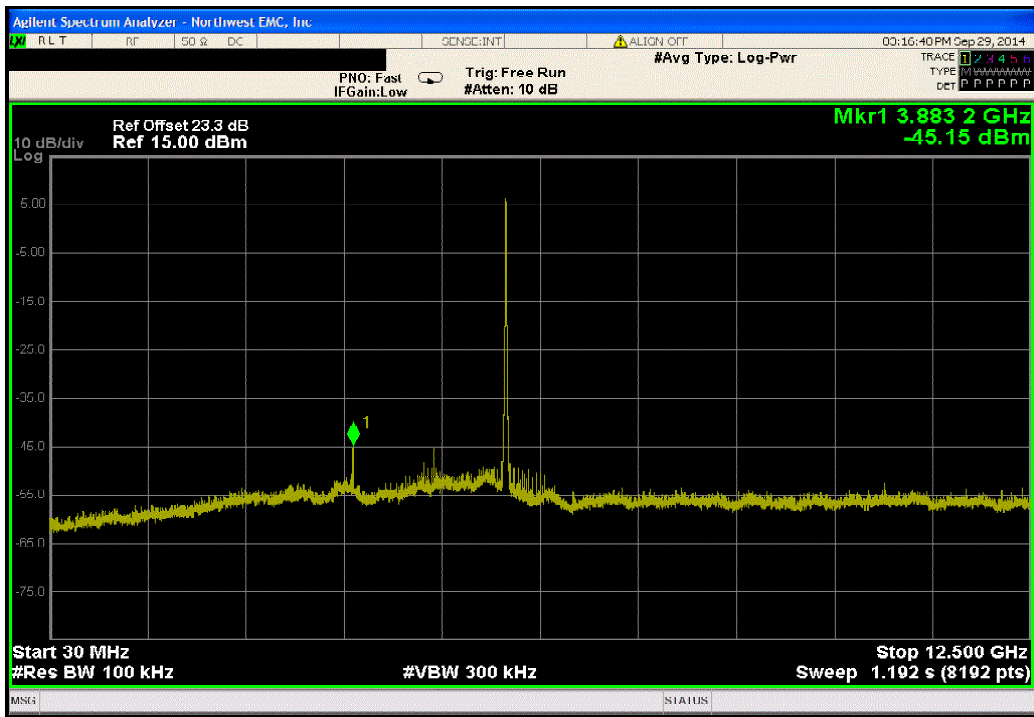
5725 MHz - 5850 MHz Band, 802.11(a) 6 Mbps, Mid Channel 157, 5785 MHz			
Frequency Range	Value (dBc)	Limit ≤ (dBc)	Result
32 GHz - 40 GHz	-50.25	-20	Pass



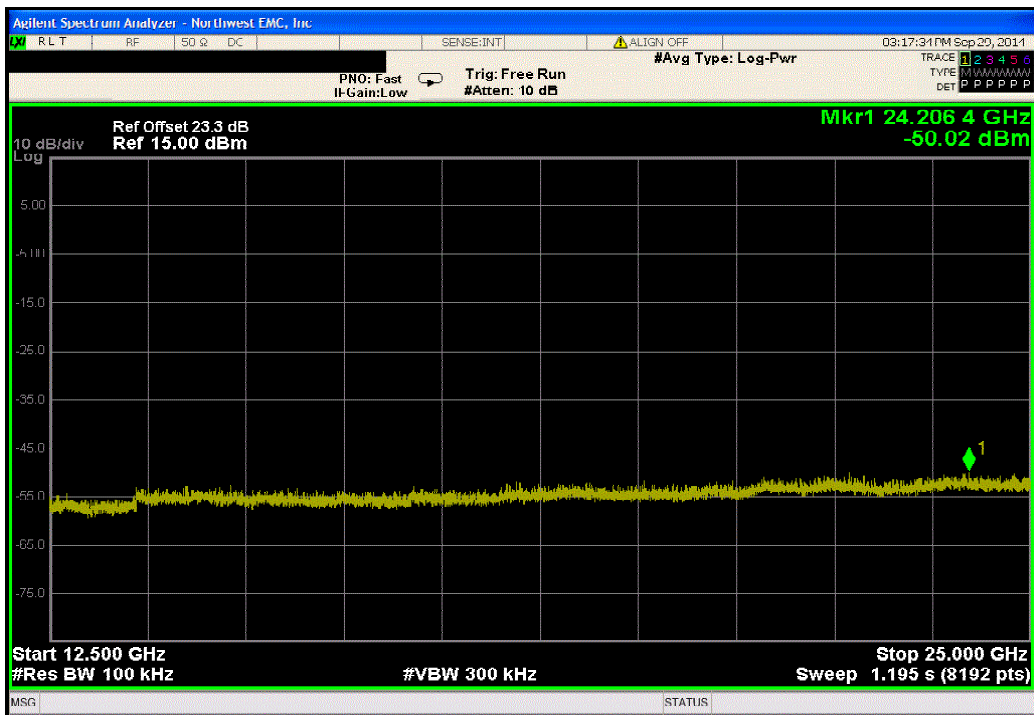
5725 MHz - 5850 MHz Band, 802.11(a) 6 Mbps, High Channel 165, 5825 MHz			
Frequency Range	Value (dBc)	Limit ≤ (dBc)	Result
Fundamental	N/A	N/A	N/A



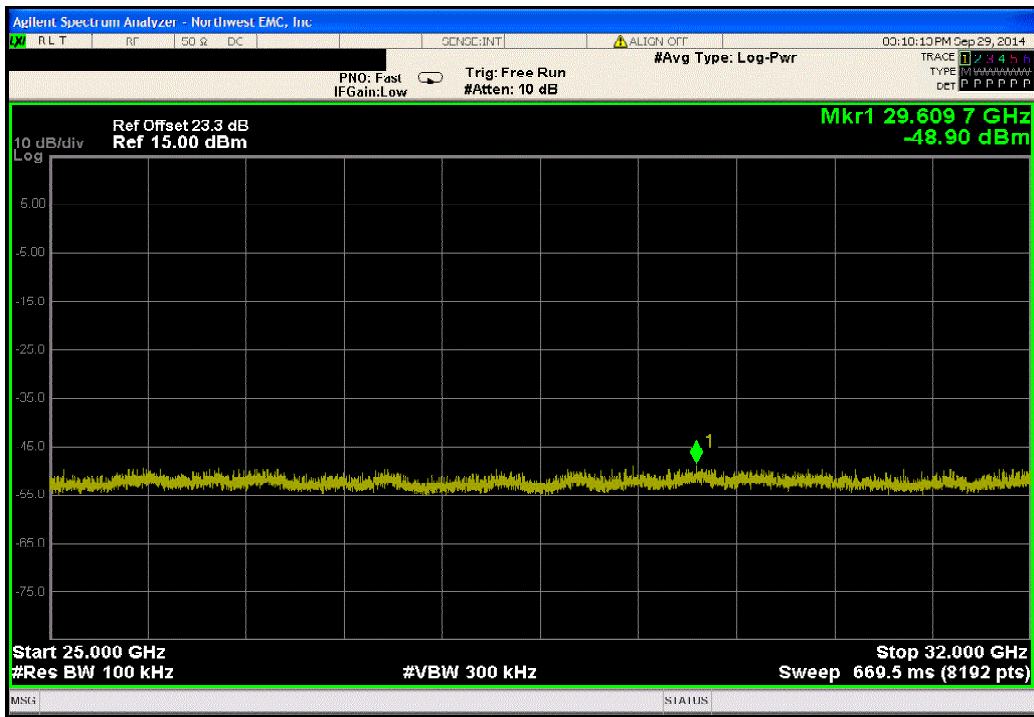
5725 MHz - 5850 MHz Band, 802.11(a) 6 Mbps, High Channel 165, 5825 MHz			
Frequency Range	Value (dBc)	Limit ≤ (dBc)	Result
30 MHz - 12.5 GHz	-50.8	-20	Pass



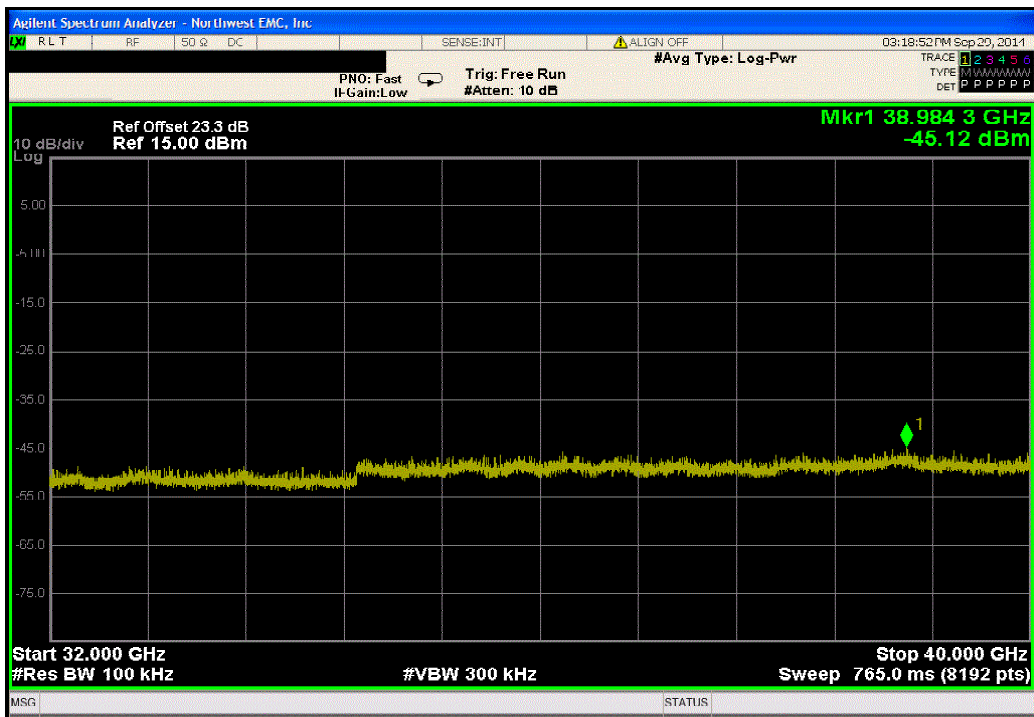
5725 MHz - 5850 MHz Band, 802.11(a) 6 Mbps, High Channel 165, 5825 MHz			
Frequency Range	Value (dBc)	Limit ≤ (dBc)	Result
12.5 GHz - 25 GHz	-55.67	-20	Pass



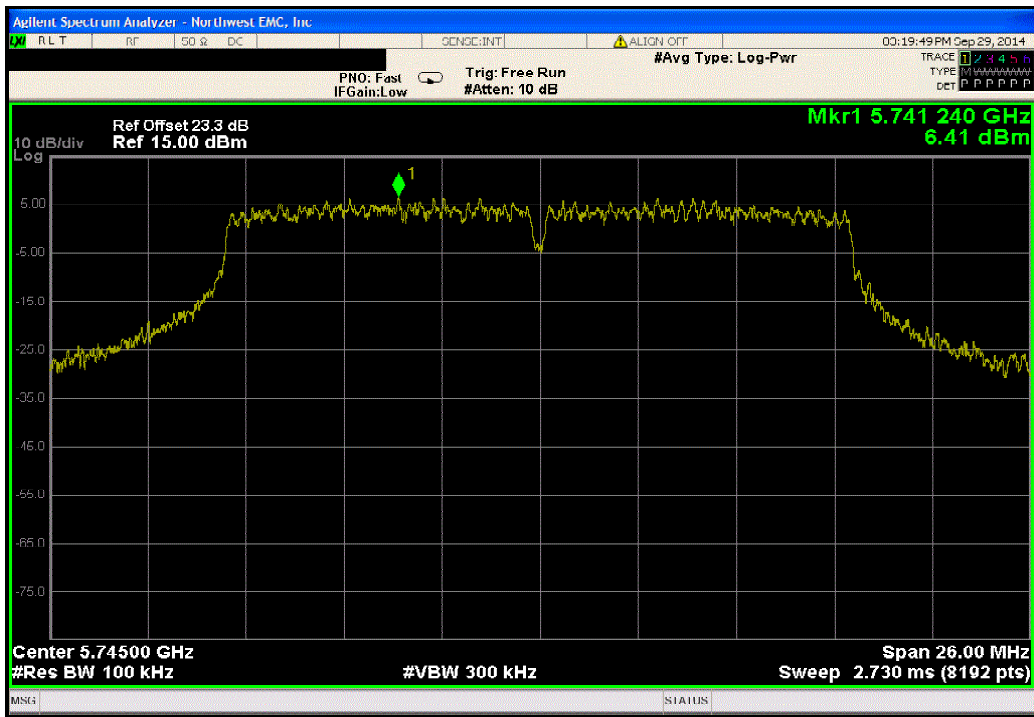
5725 MHz - 5850 MHz Band, 802.11(a) 6 Mbps, High Channel 165, 5825 MHz				
Frequency Range	Value (dBc)	Limit ≤ (dBc)	Result	
25 GHz - 32 GHz	-54.55	-20	Pass	



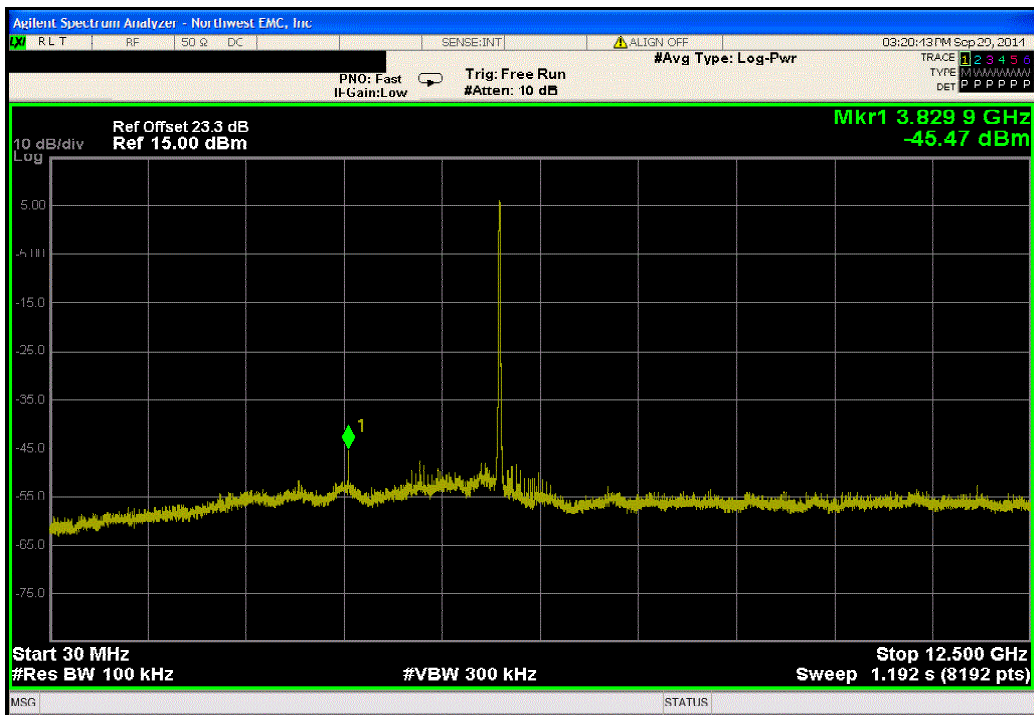
5725 MHz - 5850 MHz Band, 802.11(a) 6 Mbps, High Channel 165, 5825 MHz				
Frequency Range	Value (dBc)	Limit ≤ (dBc)	Result	
32 GHz - 40 GHz	-50.77	-20	Pass	



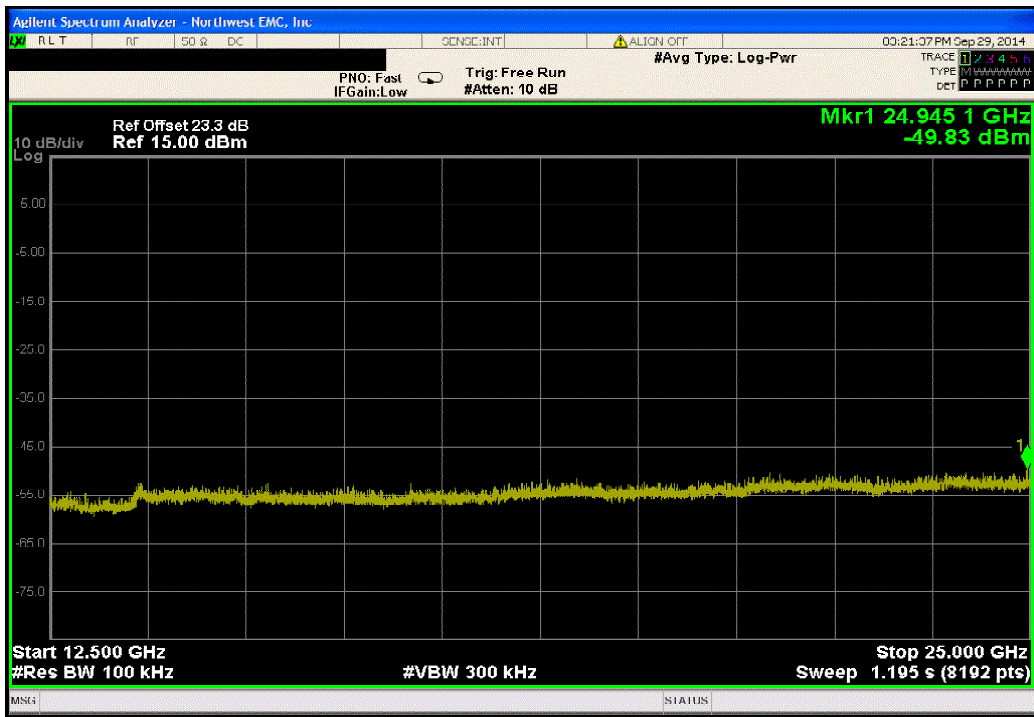
5725 MHz - 5850 MHz Band, 802.11(a) 36 Mbps, Low Channel 149, 5745 MHz			
Frequency Range	Value (dBc)	Limit ≤ (dBc)	Result
Fundamental	N/A	N/A	N/A



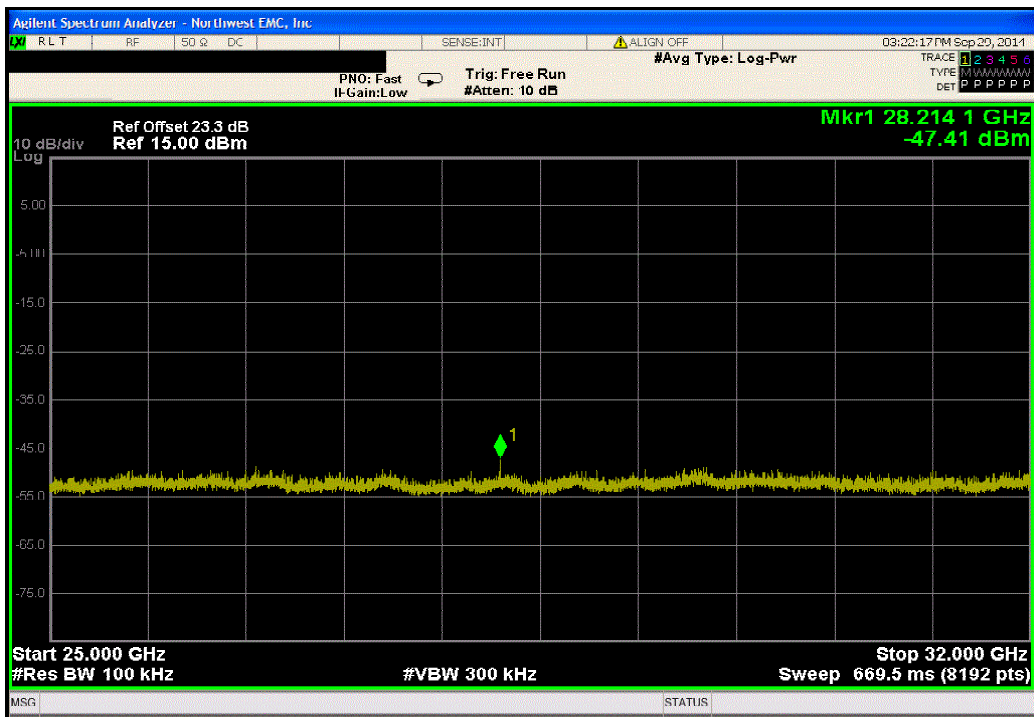
5725 MHz - 5850 MHz Band, 802.11(a) 36 Mbps, Low Channel 149, 5745 MHz			
Frequency Range	Value (dBc)	Limit ≤ (dBc)	Result
30 MHz - 12.5 GHz	-51.88	-20	Pass



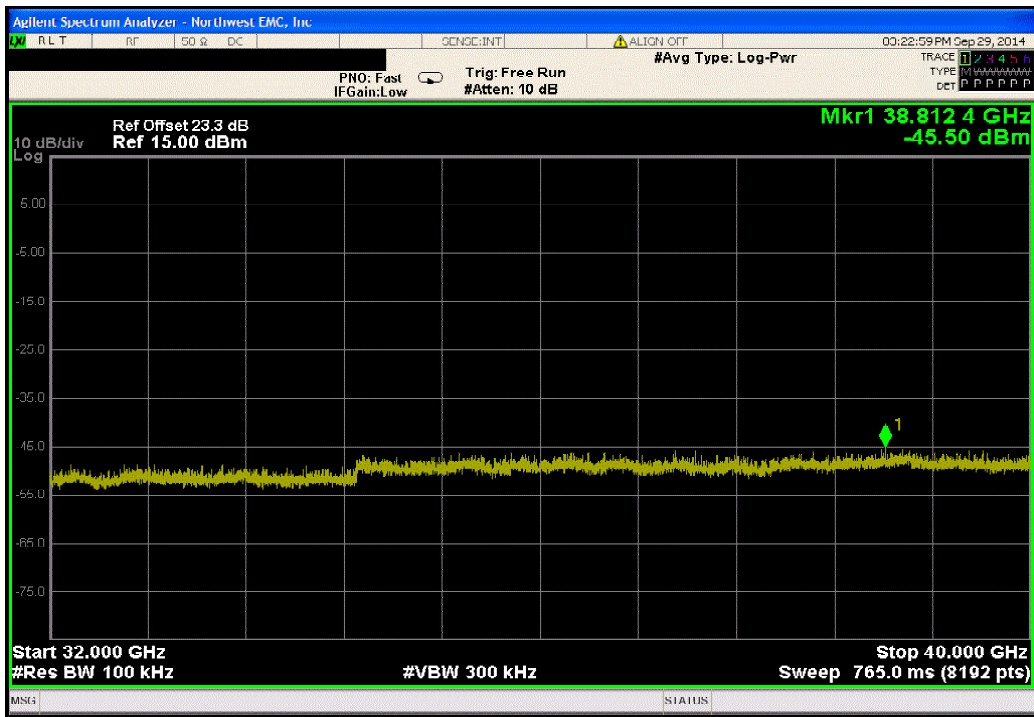
5725 MHz - 5850 MHz Band, 802.11(a) 36 Mbps, Low Channel 149, 5745 MHz			
Frequency Range	Value (dBc)	Limit ≤ (dBc)	Result
12.5 GHz - 25 GHz	-56.24	-20	Pass



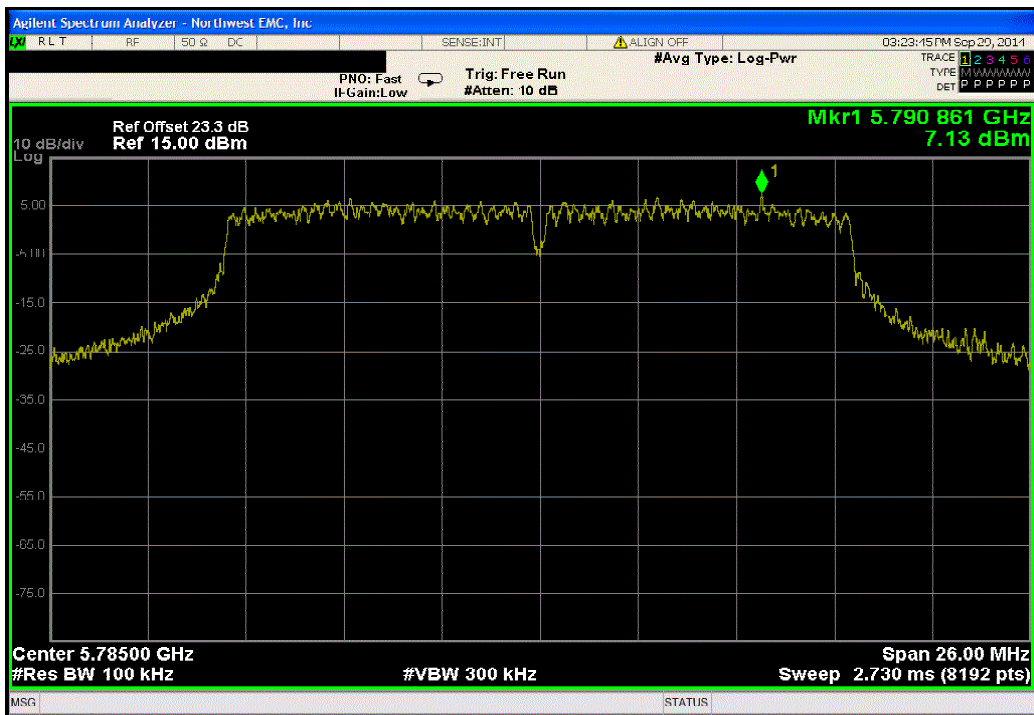
5725 MHz - 5850 MHz Band, 802.11(a) 36 Mbps, Low Channel 149, 5745 MHz			
Frequency Range	Value (dBc)	Limit ≤ (dBc)	Result
25 GHz - 32 GHz	-53.82	-20	Pass



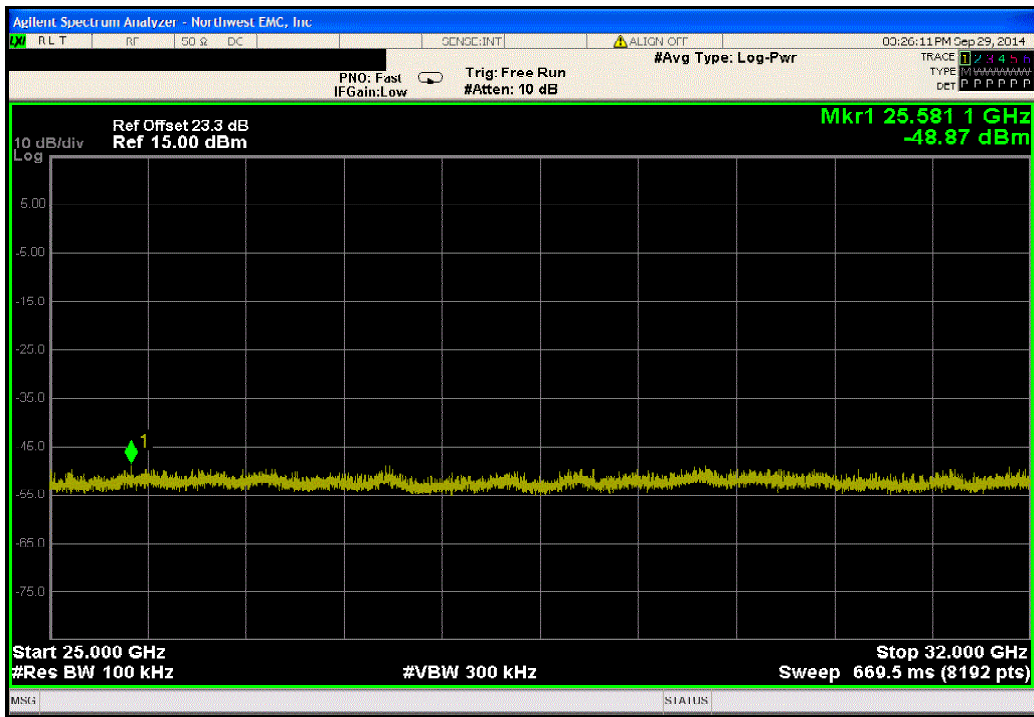
5725 MHz - 5850 MHz Band, 802.11(a) 36 Mbps, Low Channel 149, 5745 MHz			
Frequency Range	Value (dBc)	Limit ≤ (dBc)	Result
32 GHz - 40 GHz	-51.91	-20	Pass



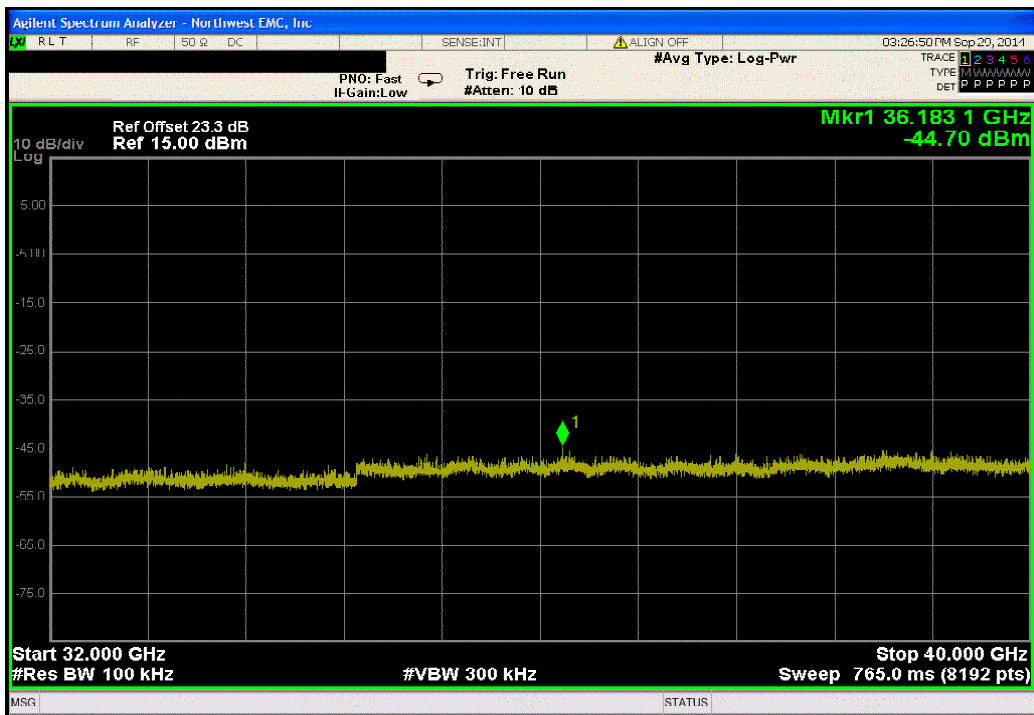
5725 MHz - 5850 MHz Band, 802.11(a) 36 Mbps, Mid Channel 157, 5785 MHz			
Frequency Range	Value (dBc)	Limit ≤ (dBc)	Result
Fundamental	N/A	N/A	N/A



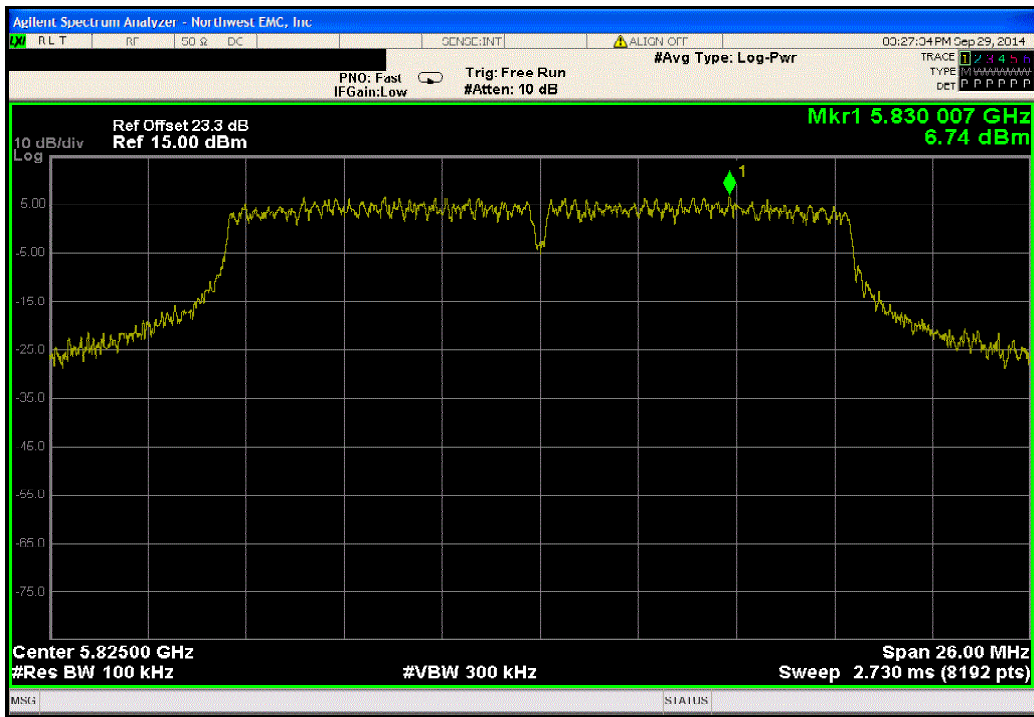
5725 MHz - 5850 MHz Band, 802.11(a) 36 Mbps, Mid Channel 157, 5785 MHz				
Frequency Range	Value (dBc)	Limit ≤ (dBc)	Result	
25 GHz - 32 GHz	-56	-20	Pass	



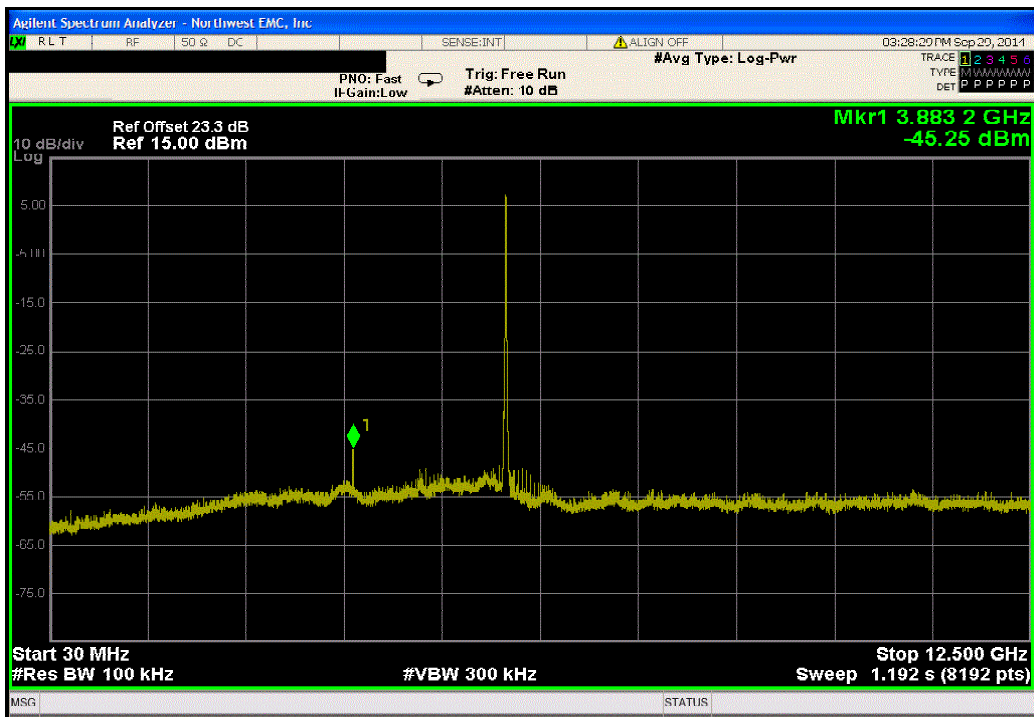
5725 MHz - 5850 MHz Band, 802.11(a) 36 Mbps, Mid Channel 157, 5785 MHz				
Frequency Range	Value (dBc)	Limit ≤ (dBc)	Result	
32 GHz - 40 GHz	-51.83	-20	Pass	



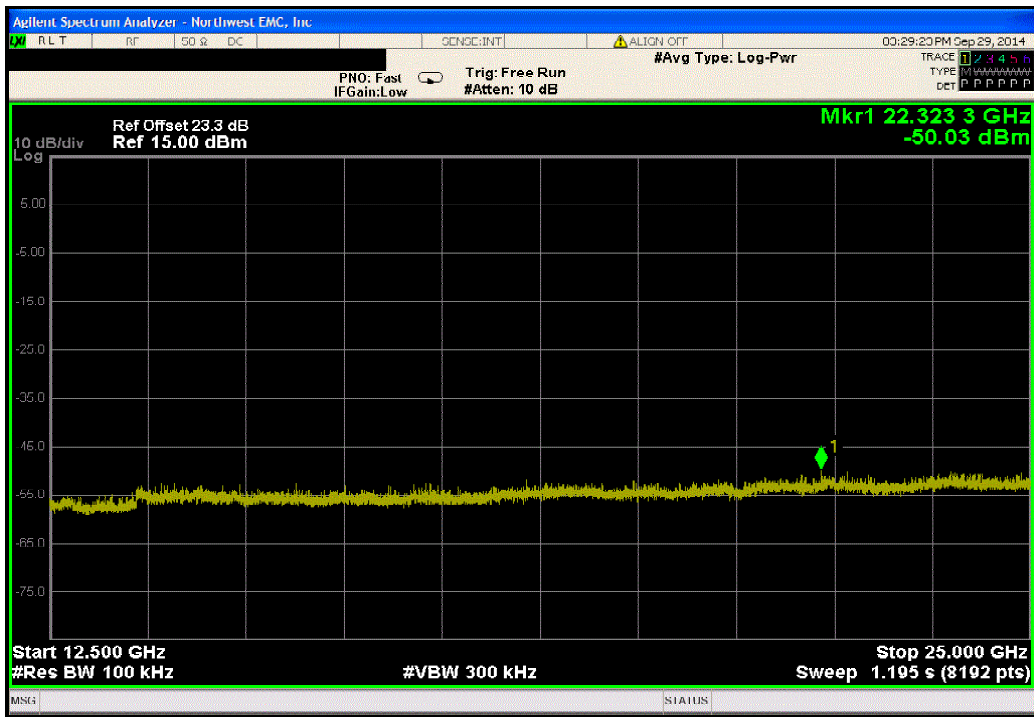
5725 MHz - 5850 MHz Band, 802.11(a) 36 Mbps, High Channel 165, 5825 MHz			
Frequency Range	Value (dBc)	Limit ≤ (dBc)	Result
Fundamental	N/A	N/A	N/A



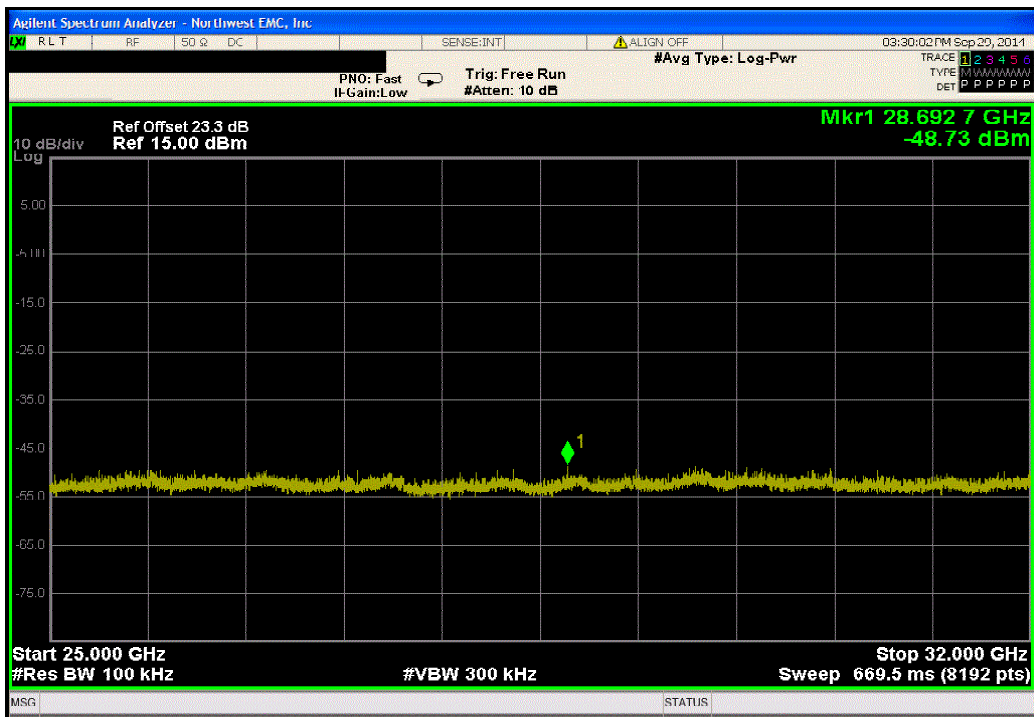
5725 MHz - 5850 MHz Band, 802.11(a) 36 Mbps, High Channel 165, 5825 MHz			
Frequency Range	Value (dBc)	Limit ≤ (dBc)	Result
30 MHz - 12.5 GHz	-51.99	-20	Pass



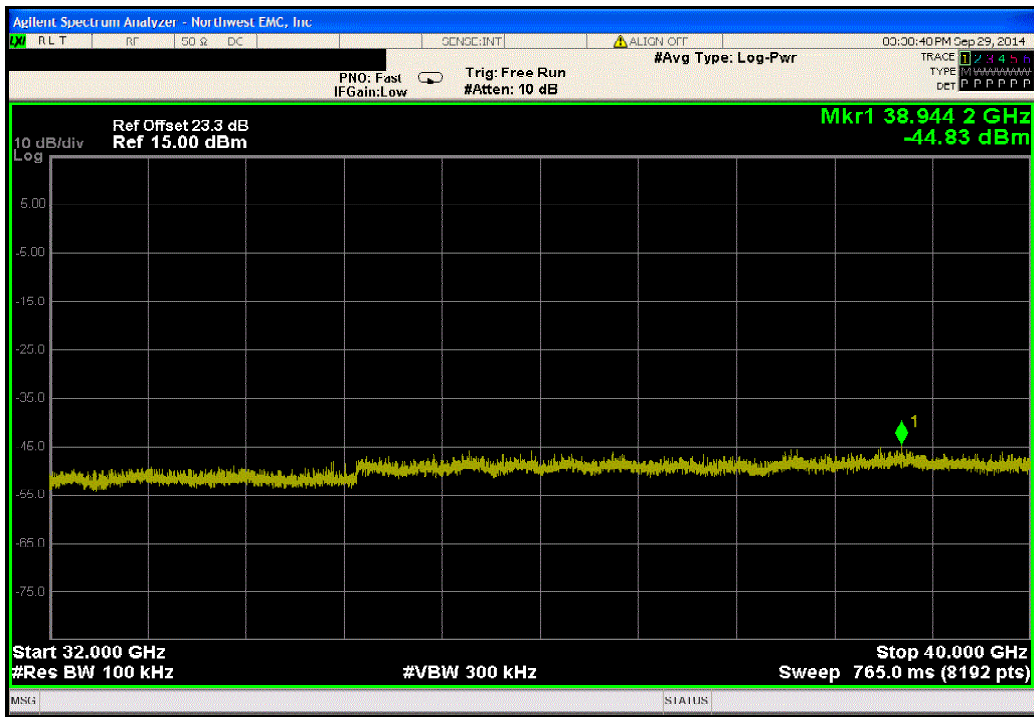
5725 MHz - 5850 MHz Band, 802.11(a) 36 Mbps, High Channel 165, 5825 MHz			
Frequency Range	Value (dBc)	Limit ≤ (dBc)	Result
12.5 GHz - 25 GHz	-56.77	-20	Pass



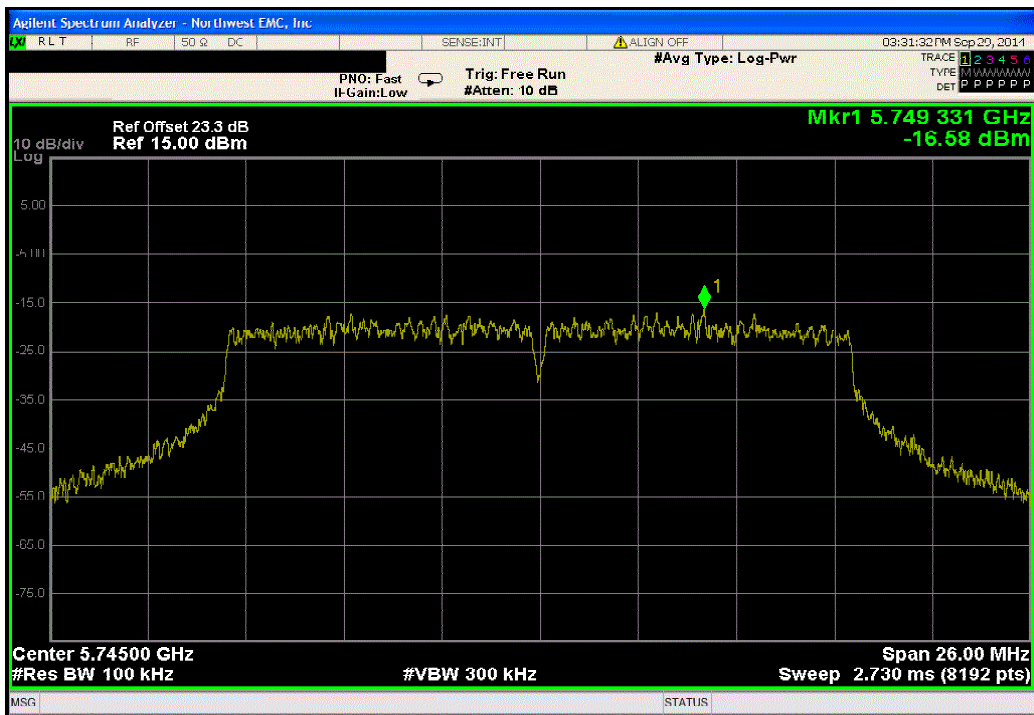
5725 MHz - 5850 MHz Band, 802.11(a) 36 Mbps, High Channel 165, 5825 MHz			
Frequency Range	Value (dBc)	Limit ≤ (dBc)	Result
25 GHz - 32 GHz	-55.47	-20	Pass



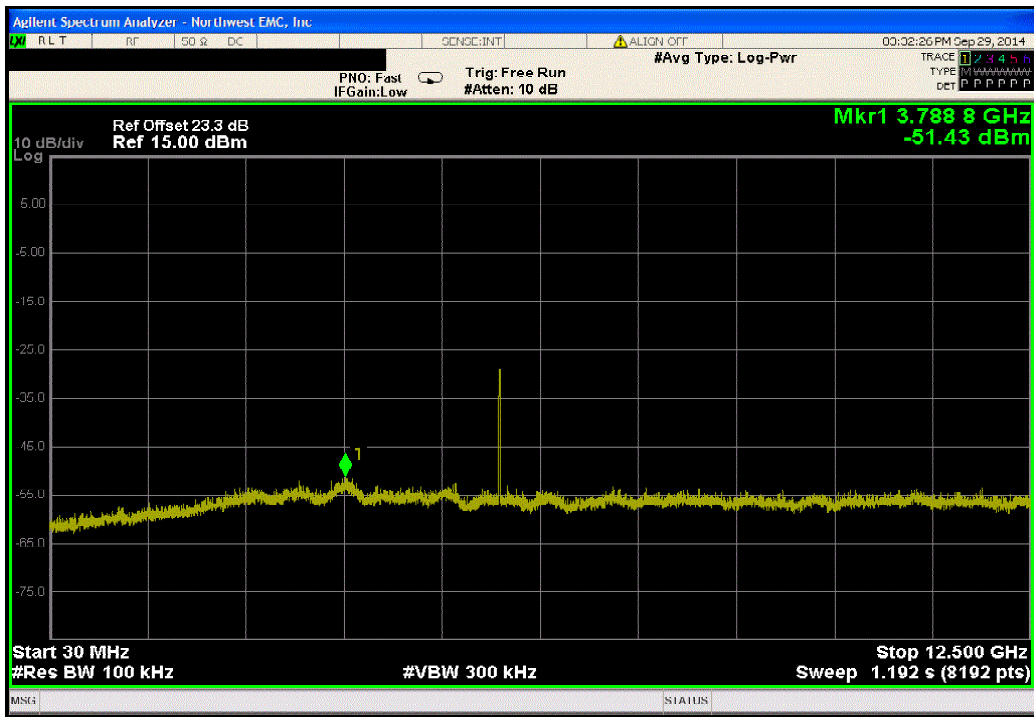
5725 MHz - 5850 MHz Band, 802.11(a) 36 Mbps, High Channel 165, 5825 MHz			
Frequency Range	Value (dBc)	Limit ≤ (dBc)	Result
32 GHz - 40 GHz	-51.57	-20	Pass



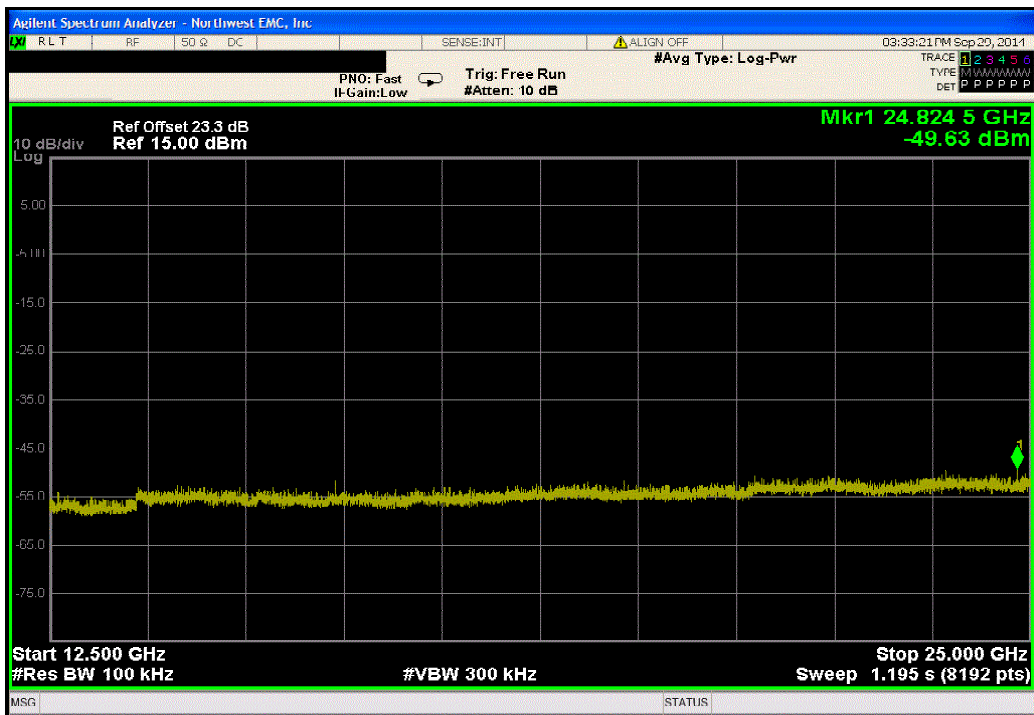
5725 MHz - 5850 MHz Band, 802.11(a) 54 Mbps, Low Channel 149, 5745 MHz			
Frequency Range	Value (dBc)	Limit ≤ (dBc)	Result
Fundamental	N/A	N/A	N/A



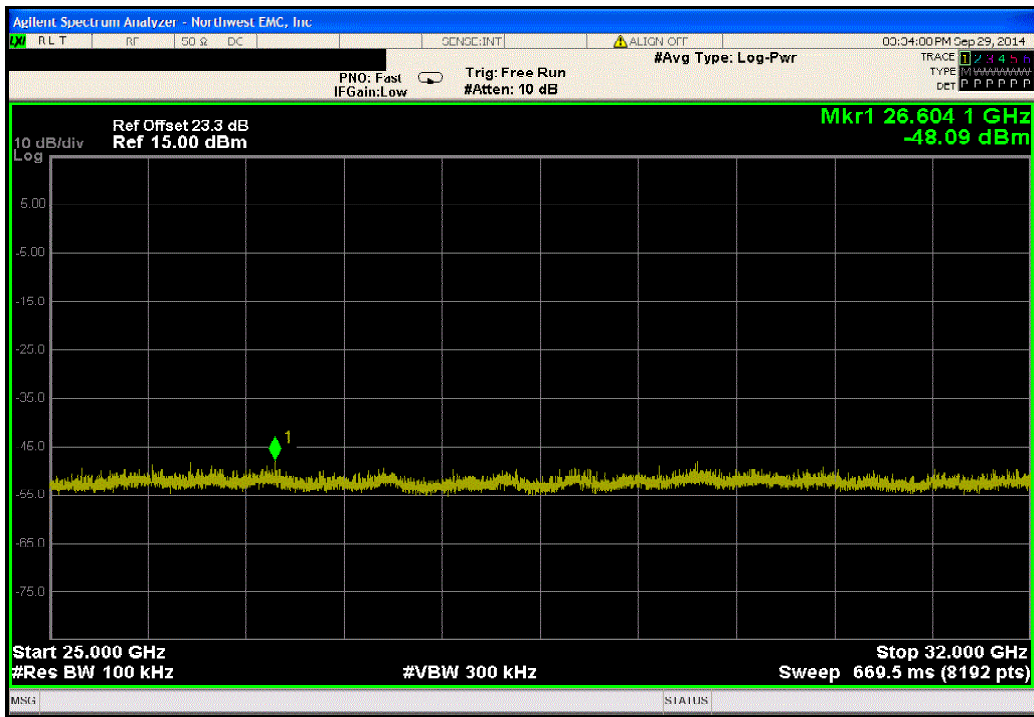
5725 MHz - 5850 MHz Band, 802.11(a) 54 Mbps, Low Channel 149, 5745 MHz			
Frequency Range	Value (dBc)	Limit ≤ (dBc)	Result
30 MHz - 12.5 GHz	-34.85	-20	Pass



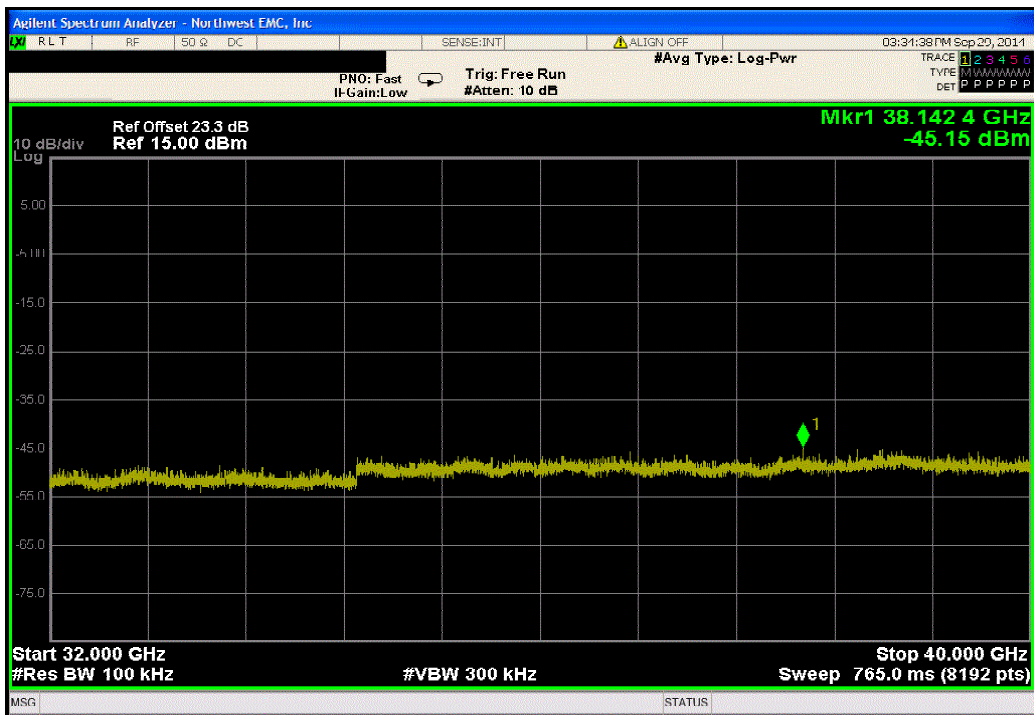
5725 MHz - 5850 MHz Band, 802.11(a) 54 Mbps, Low Channel 149, 5745 MHz			
Frequency Range	Value (dBc)	Limit ≤ (dBc)	Result
12.5 GHz - 25 GHz	-33.05	-20	Pass



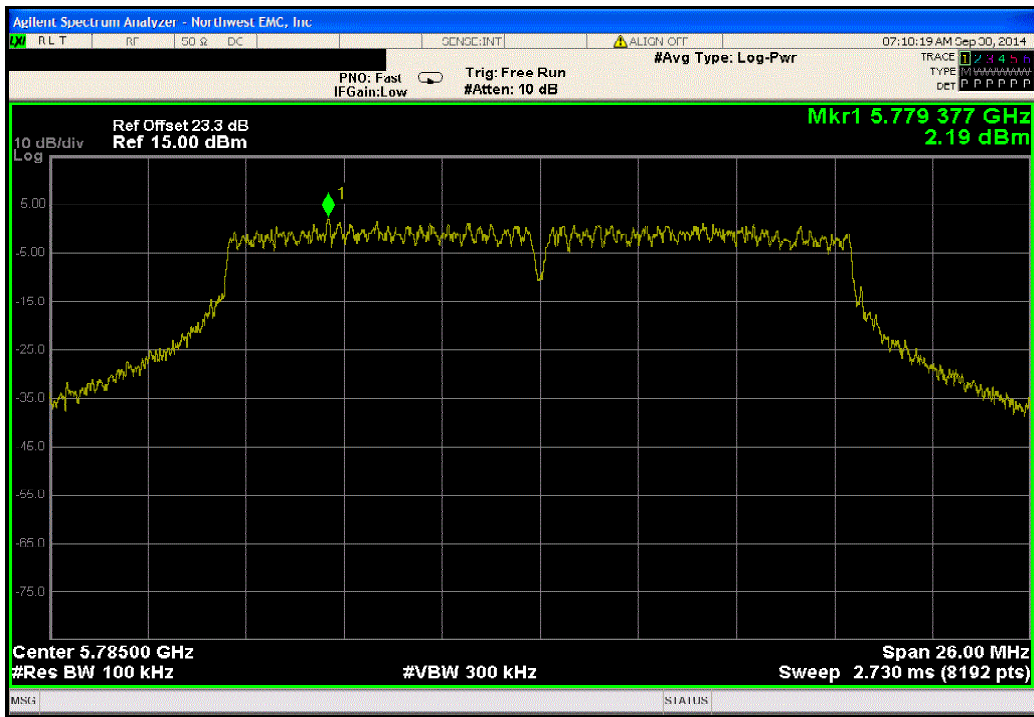
5725 MHz - 5850 MHz Band, 802.11(a) 54 Mbps, Low Channel 149, 5745 MHz				
Frequency Range	Value (dBc)	Limit ≤ (dBc)	Result	
25 GHz - 32 GHz	-31.51	-20	Pass	



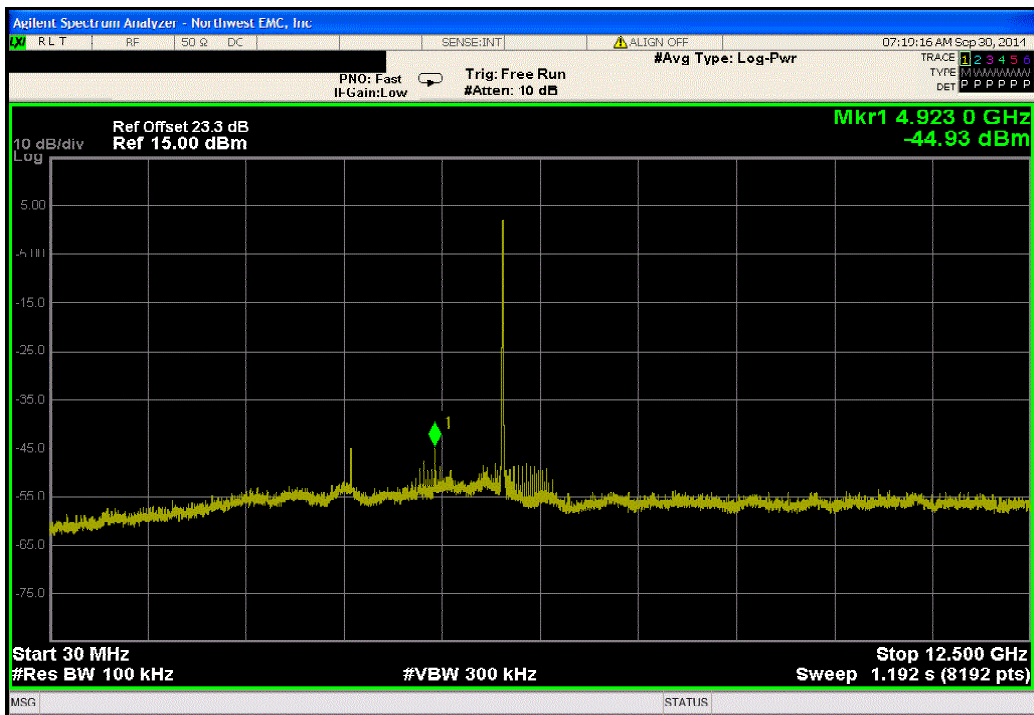
5725 MHz - 5850 MHz Band, 802.11(a) 54 Mbps, Low Channel 149, 5745 MHz				
Frequency Range	Value (dBc)	Limit ≤ (dBc)	Result	
32 GHz - 40 GHz	-28.57	-20	Pass	



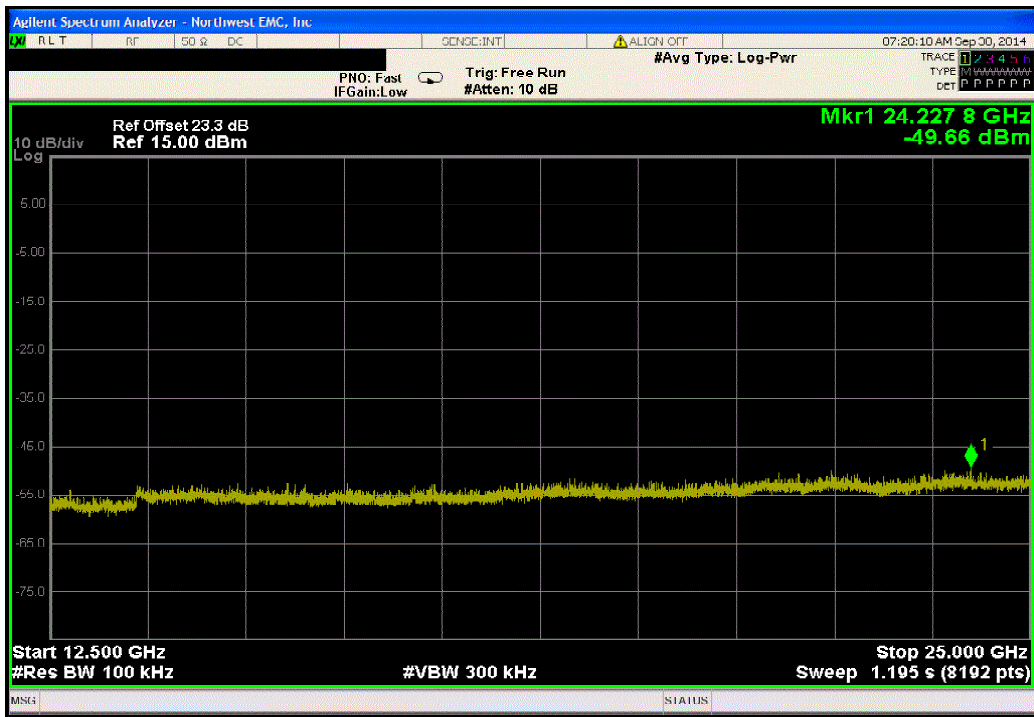
5725 MHz - 5850 MHz Band, 802.11(a) 54 Mbps, Mid Channel 157, 5785 MHz			
Frequency Range	Value (dBc)	Limit ≤ (dBc)	Result
Fundamental	N/A	N/A	N/A



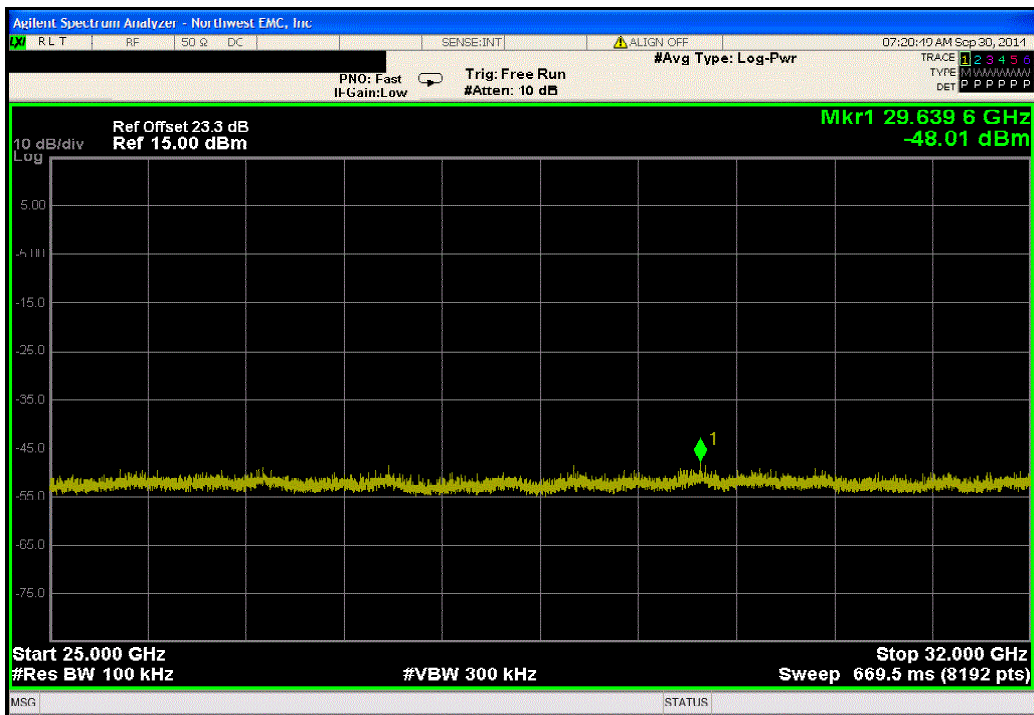
5725 MHz - 5850 MHz Band, 802.11(a) 54 Mbps, Mid Channel 157, 5785 MHz			
Frequency Range	Value (dBc)	Limit ≤ (dBc)	Result
30 MHz - 12.5 GHz	-47.12	-20	Pass



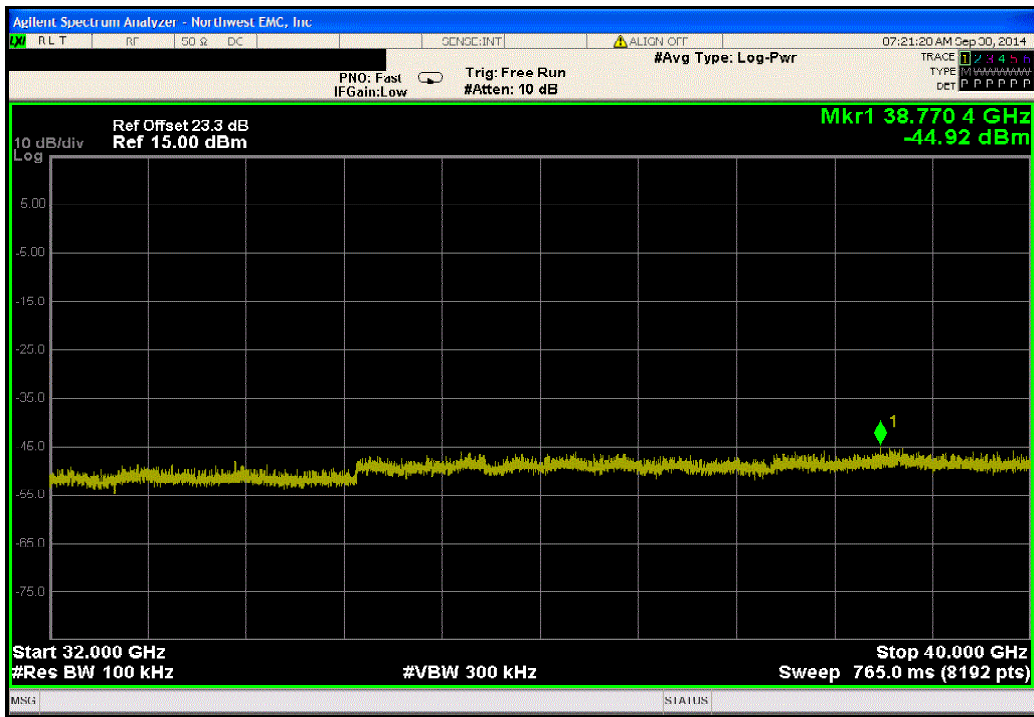
5725 MHz - 5850 MHz Band, 802.11(a) 54 Mbps, Mid Channel 157, 5785 MHz				
Frequency Range	Value (dBc)	Limit ≤ (dBc)	Result	
12.5 GHz - 25 GHz	-51.85	-20	Pass	



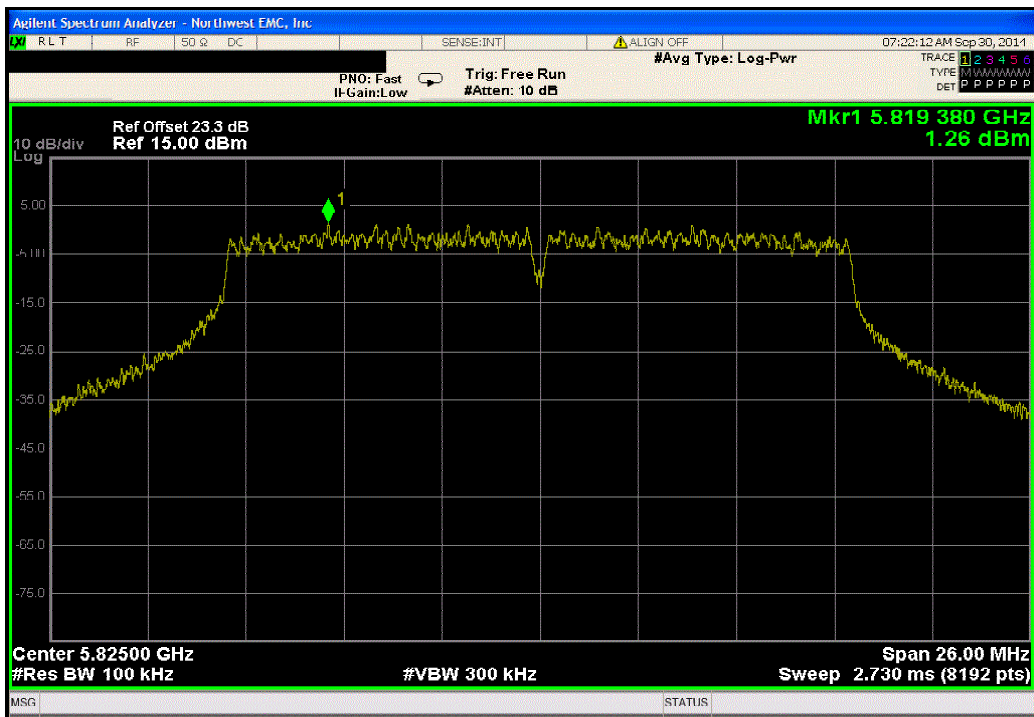
5725 MHz - 5850 MHz Band, 802.11(a) 54 Mbps, Mid Channel 157, 5785 MHz				
Frequency Range	Value (dBc)	Limit ≤ (dBc)	Result	
25 GHz - 32 GHz	-50.2	-20	Pass	



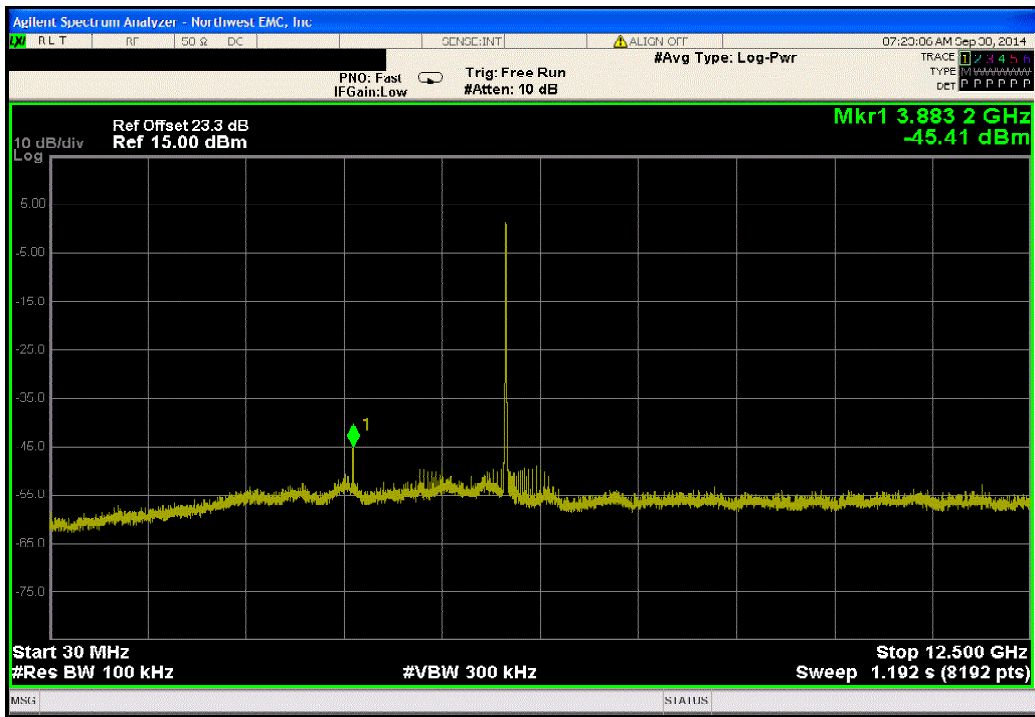
5725 MHz - 5850 MHz Band, 802.11(a) 54 Mbps, Mid Channel 157, 5785 MHz				
Frequency Range	Value (dBc)	Limit ≤ (dBc)	Result	
32 GHz - 40 GHz	-47.12	-20	Pass	



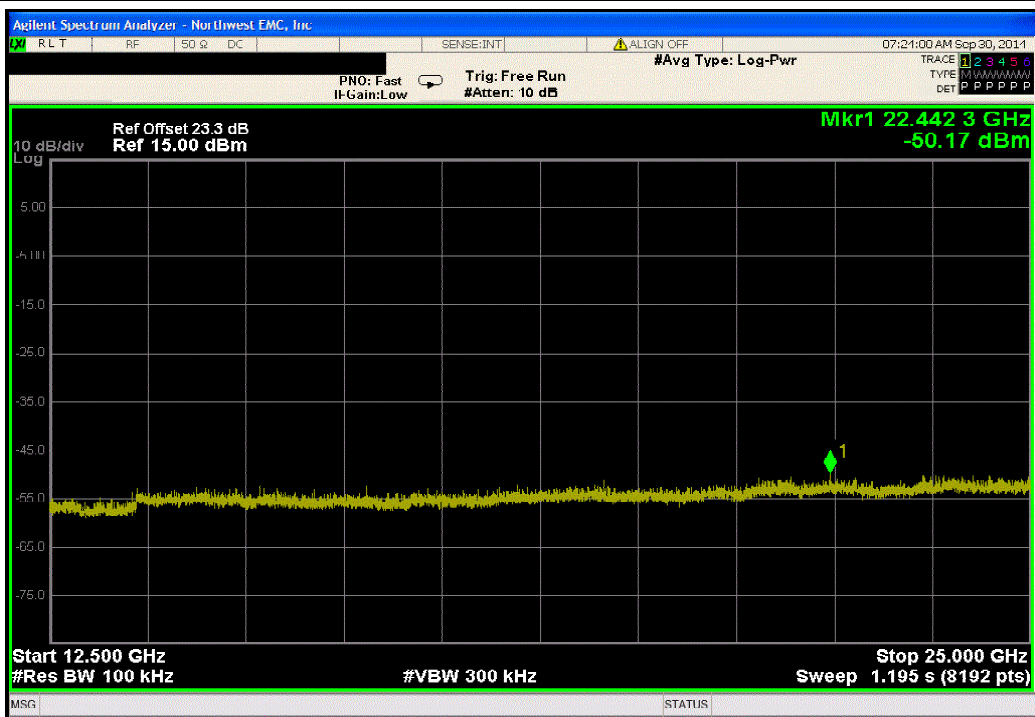
5725 MHz - 5850 MHz Band, 802.11(a) 54 Mbps, High Channel 165, 5825 MHz				
Frequency Range	Value (dBc)	Limit ≤ (dBc)	Result	
Fundamental	N/A	N/A	N/A	



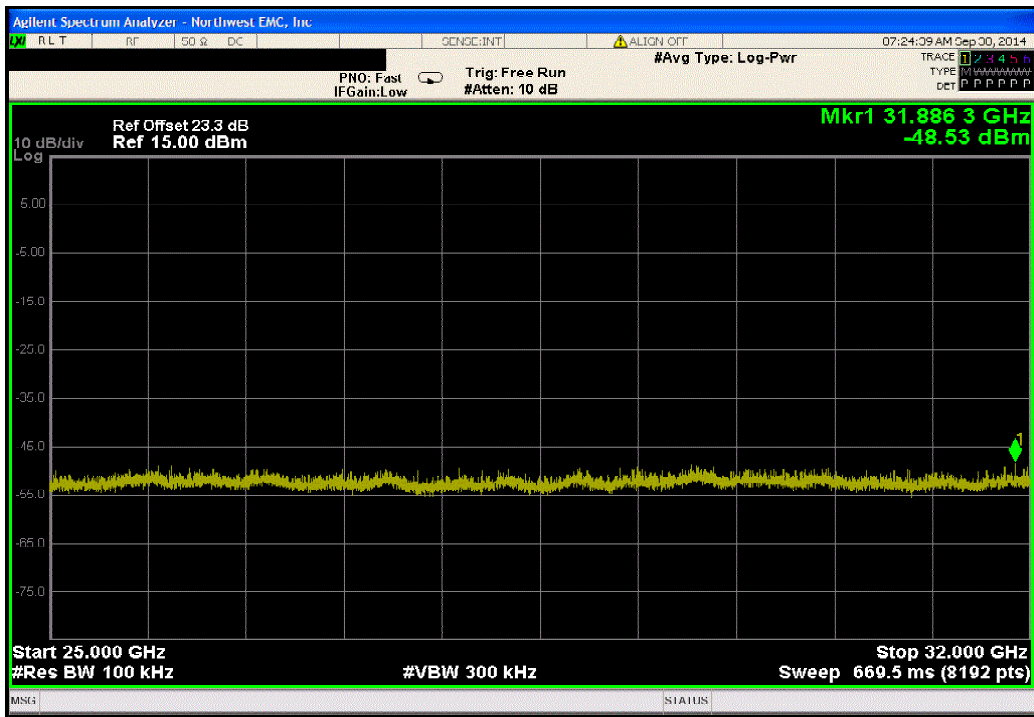
5725 MHz - 5850 MHz Band, 802.11(a) 54 Mbps, High Channel 165, 5825 MHz			
Frequency Range	Value (dBc)	Limit ≤ (dBc)	Result
30 MHz - 12.5 GHz	-46.67	-20	Pass



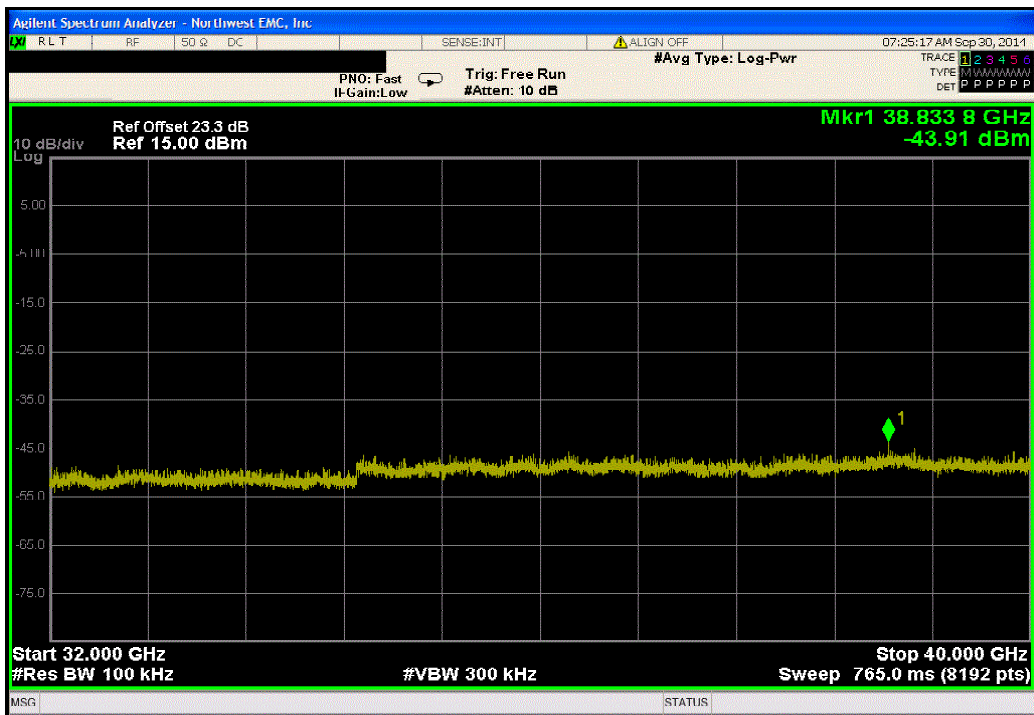
5725 MHz - 5850 MHz Band, 802.11(a) 54 Mbps, High Channel 165, 5825 MHz			
Frequency Range	Value (dBc)	Limit ≤ (dBc)	Result
12.5 GHz - 25 GHz	-51.43	-20	Pass



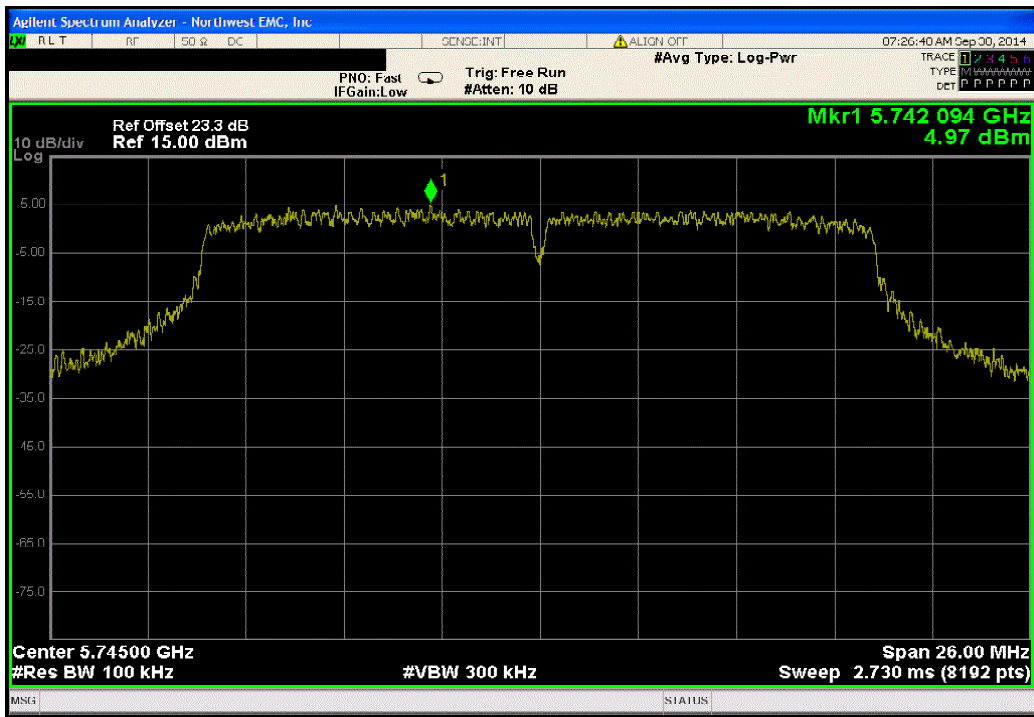
5725 MHz - 5850 MHz Band, 802.11(a) 54 Mbps, High Channel 165, 5825 MHz				
Frequency Range	Value (dBc)	Limit ≤ (dBc)	Result	
25 GHz - 32 GHz	-49.79	-20	Pass	



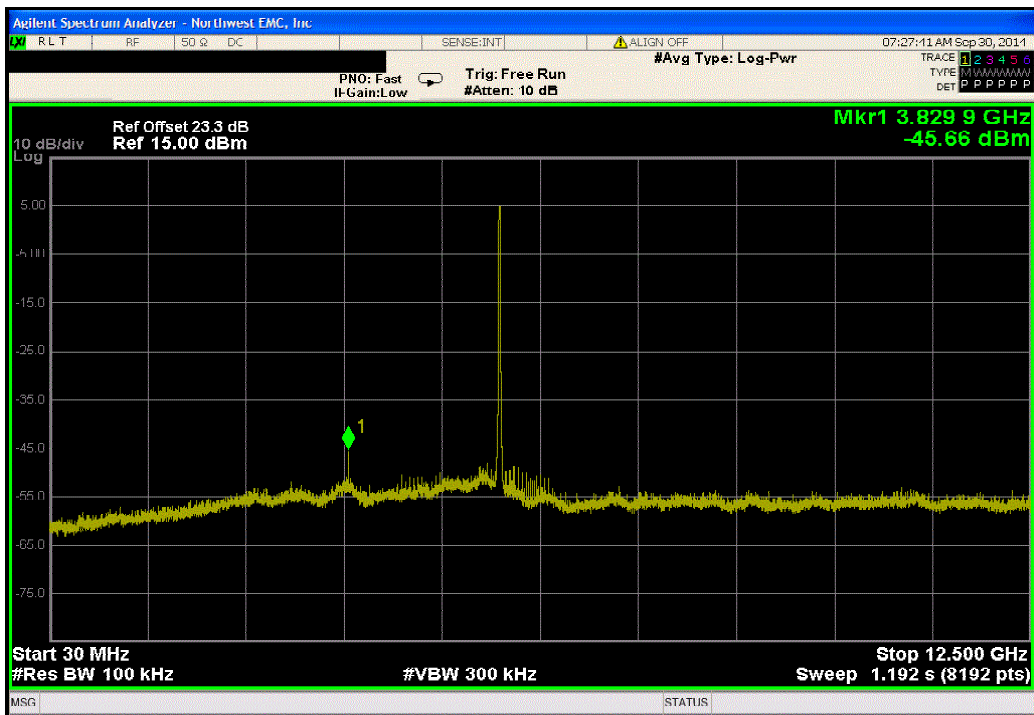
5725 MHz - 5850 MHz Band, 802.11(a) 54 Mbps, High Channel 165, 5825 MHz				
Frequency Range	Value (dBc)	Limit ≤ (dBc)	Result	
32 GHz - 40 GHz	-45.17	-20	Pass	



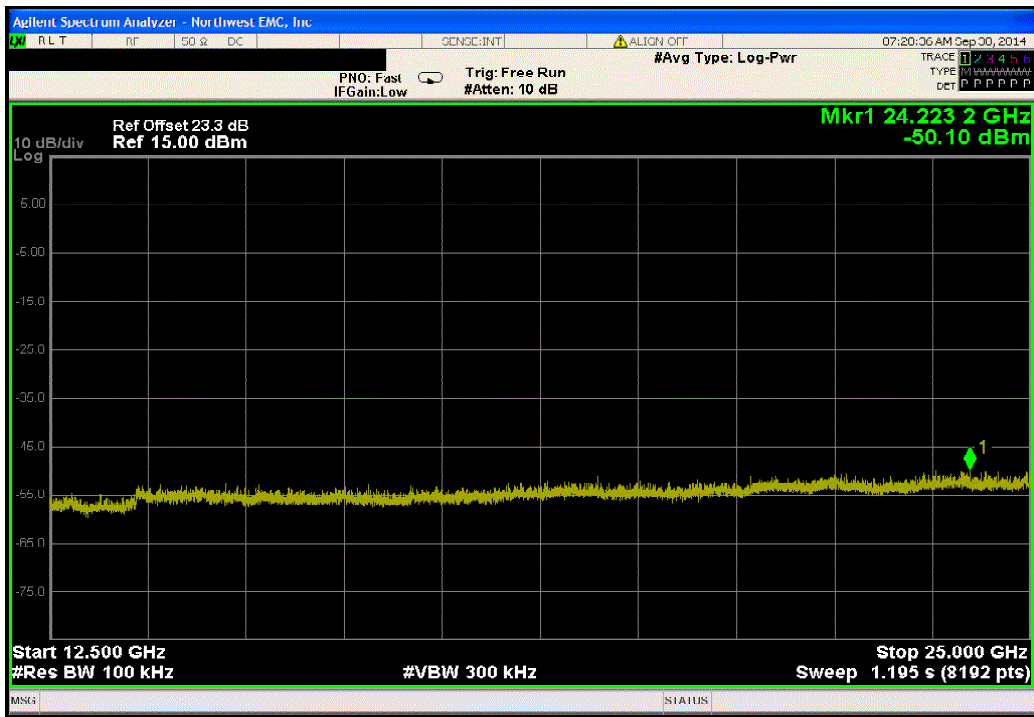
5725 MHz - 5850 MHz Band, 802.11(n) MCS0 - UNII, Low Channel 149, 5745 MHz			
Frequency Range	Value (dBc)	Limit ≤ (dBc)	Result
Fundamental	N/A	N/A	N/A



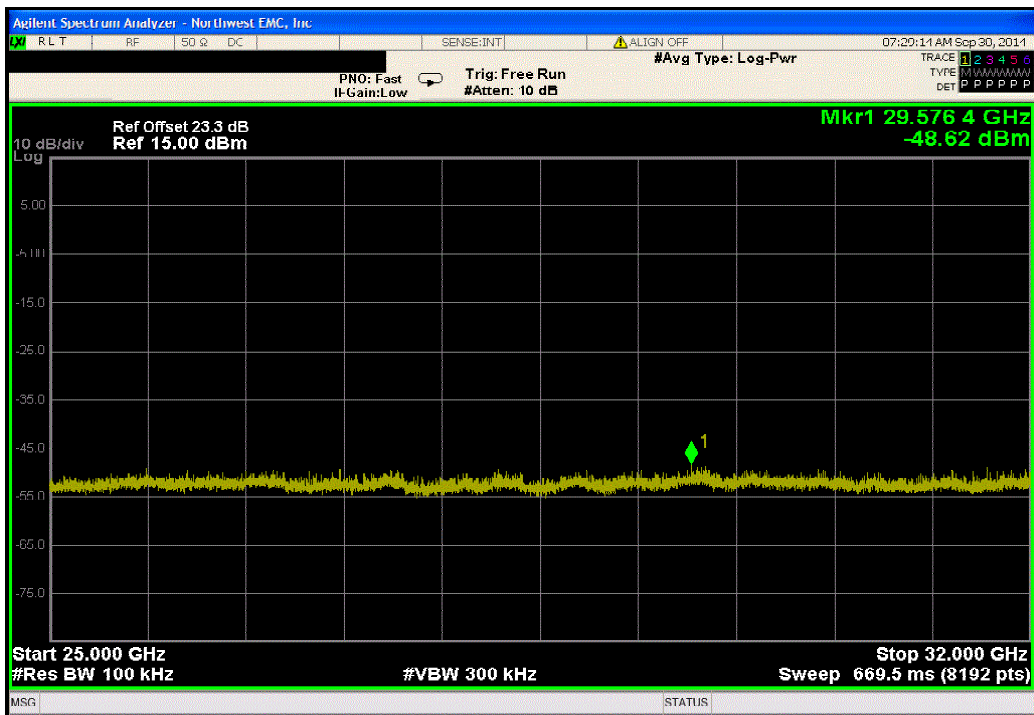
5725 MHz - 5850 MHz Band, 802.11(n) MCS0 - UNII, Low Channel 149, 5745 MHz			
Frequency Range	Value (dBc)	Limit ≤ (dBc)	Result
30 MHz - 12.5 GHz	-50.63	-20	Pass



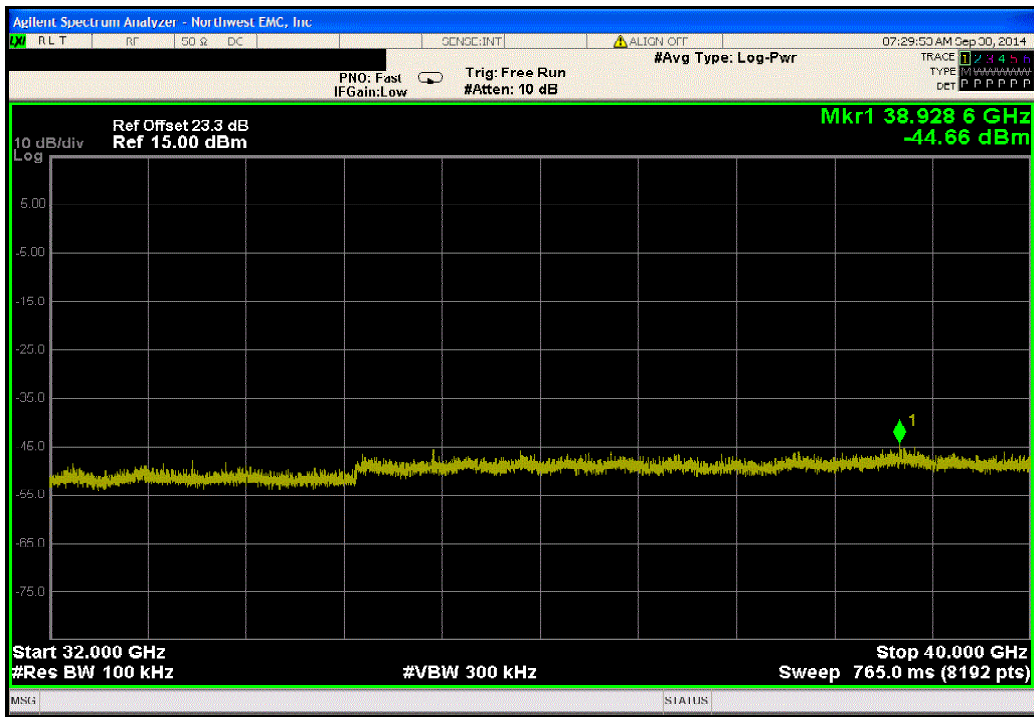
5725 MHz - 5850 MHz Band, 802.11(n) MCS0 - UNII, Low Channel 149, 5745 MHz				
Frequency Range	Value (dBc)	Limit ≤ (dBc)	Result	
12.5 GHz - 25 GHz	-55.07	-20	Pass	



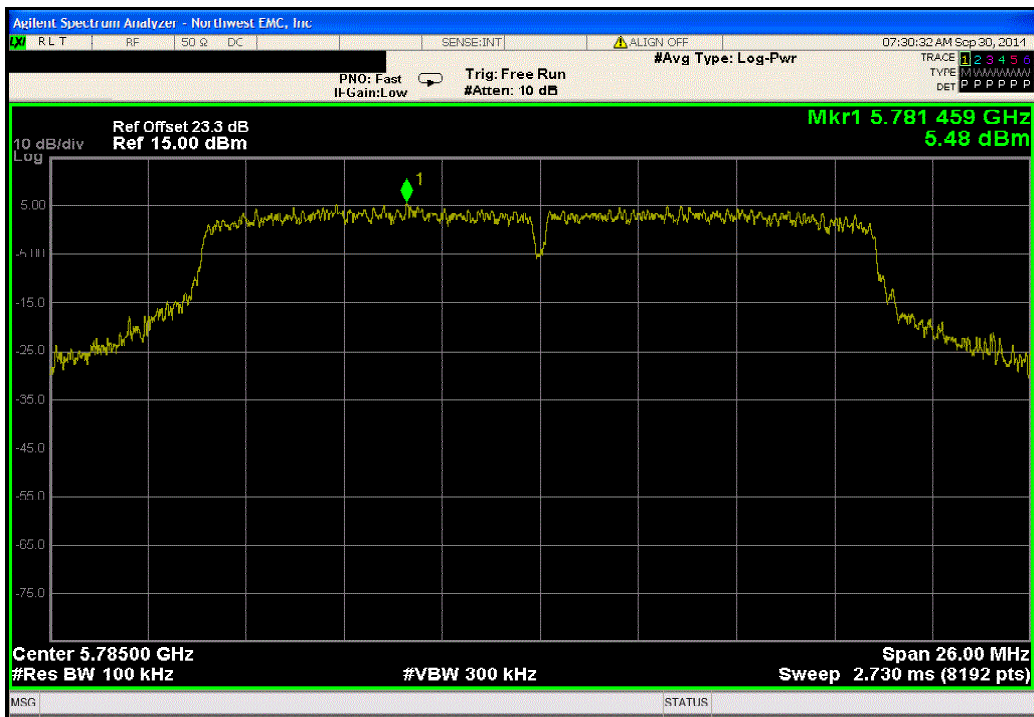
5725 MHz - 5850 MHz Band, 802.11(n) MCS0 - UNII, Low Channel 149, 5745 MHz				
Frequency Range	Value (dBc)	Limit ≤ (dBc)	Result	
25 GHz - 32 GHz	-53.59	-20	Pass	



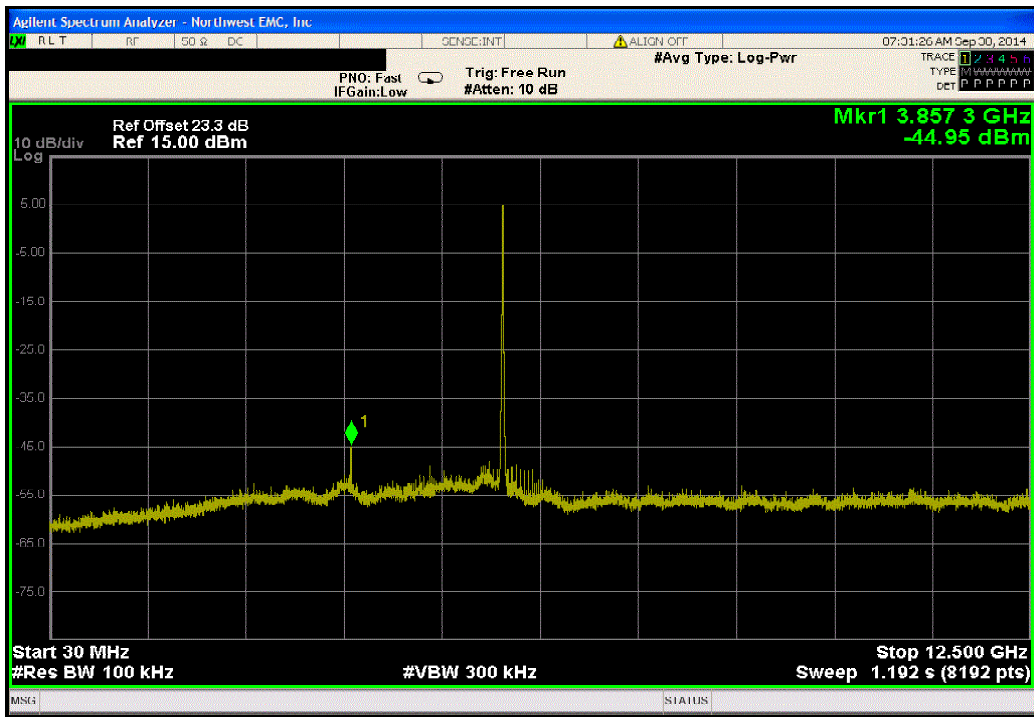
5725 MHz - 5850 MHz Band, 802.11(n) MCS0 - UNII, Low Channel 149, 5745 MHz				
Frequency Range	Value (dBc)	Limit ≤ (dBc)	Result	
32 GHz - 40 GHz	-49.63	-20	Pass	



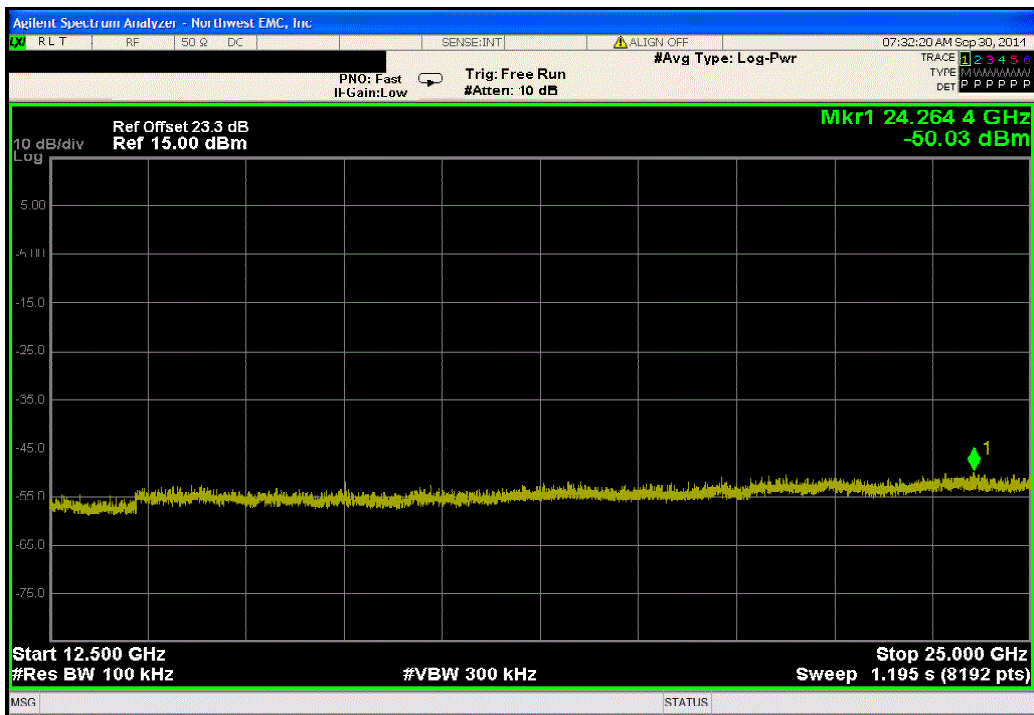
5725 MHz - 5850 MHz Band, 802.11(n) MCS0 - UNII, Mid Channel 157, 5785 MHz				
Frequency Range	Value (dBc)	Limit ≤ (dBc)	Result	
Fundamental	N/A	N/A	N/A	



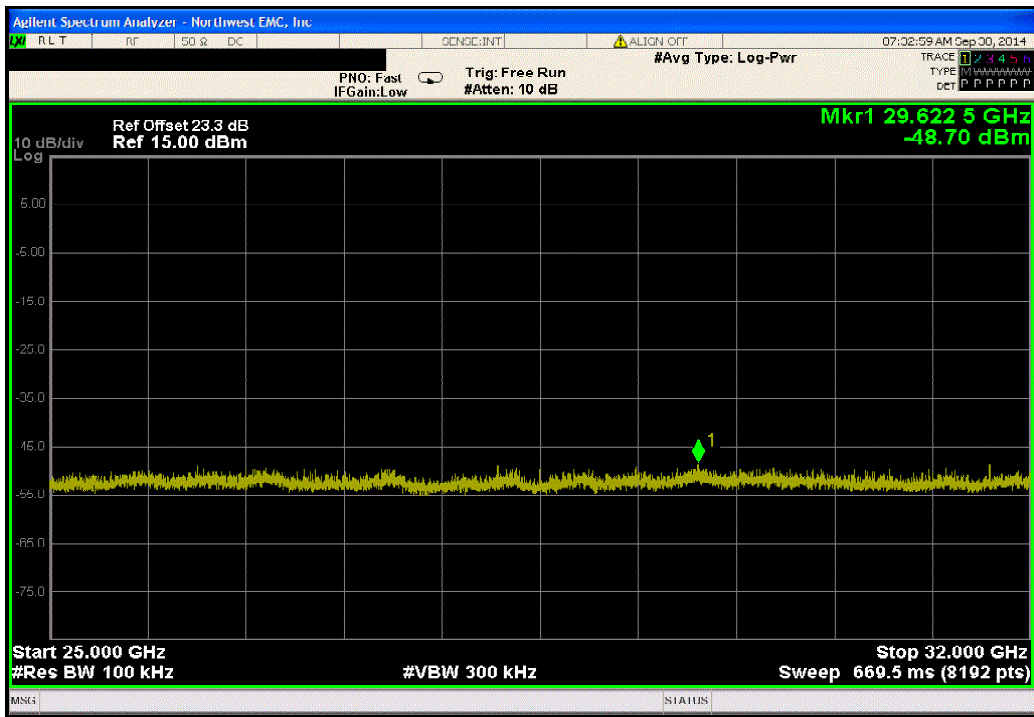
5725 MHz - 5850 MHz Band, 802.11(n) MCS0 - UNII, Mid Channel 157, 5785 MHz				
Frequency Range	Value (dBc)	Limit ≤ (dBc)	Result	
30 MHz - 12.5 GHz	-50.43	-20	Pass	



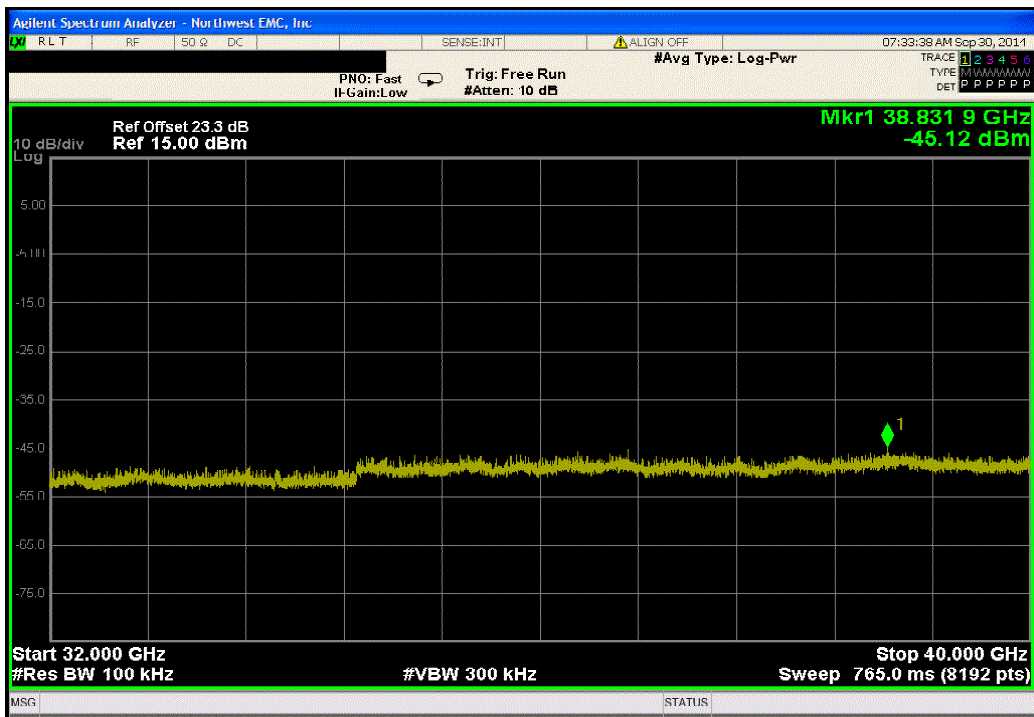
5725 MHz - 5850 MHz Band, 802.11(n) MCS0 - UNII, Mid Channel 157, 5785 MHz				
Frequency Range	Value (dBc)	Limit ≤ (dBc)	Result	
12.5 GHz - 25 GHz	-55.51	-20	Pass	



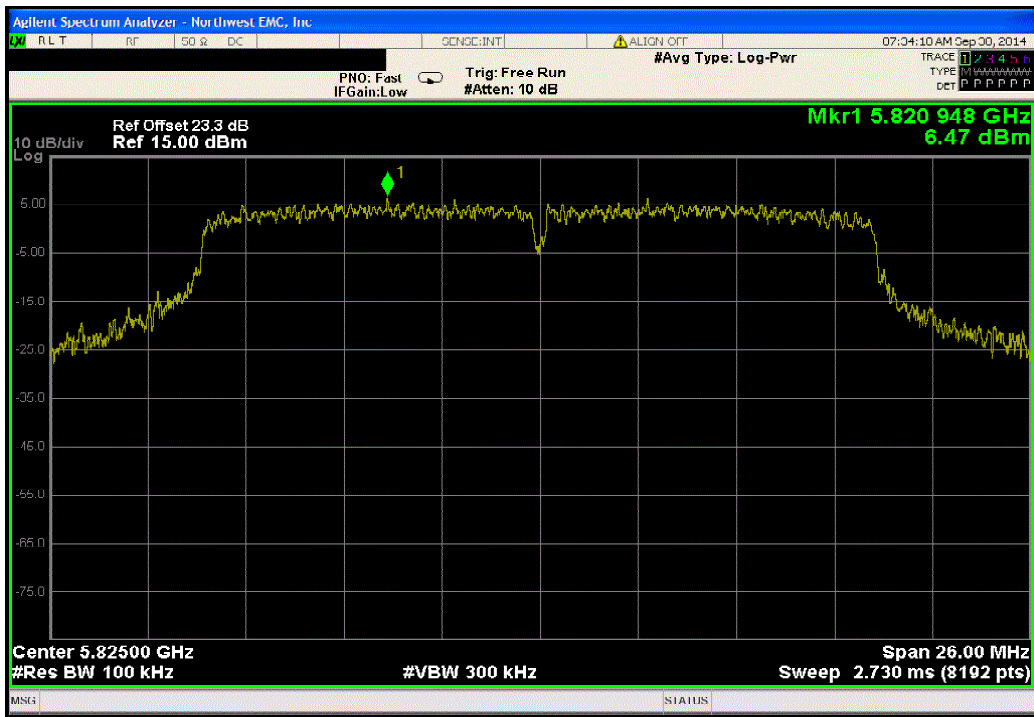
5725 MHz - 5850 MHz Band, 802.11(n) MCS0 - UNII, Mid Channel 157, 5785 MHz				
Frequency Range	Value (dBc)	Limit ≤ (dBc)	Result	
25 GHz - 32 GHz	-54.18	-20	Pass	



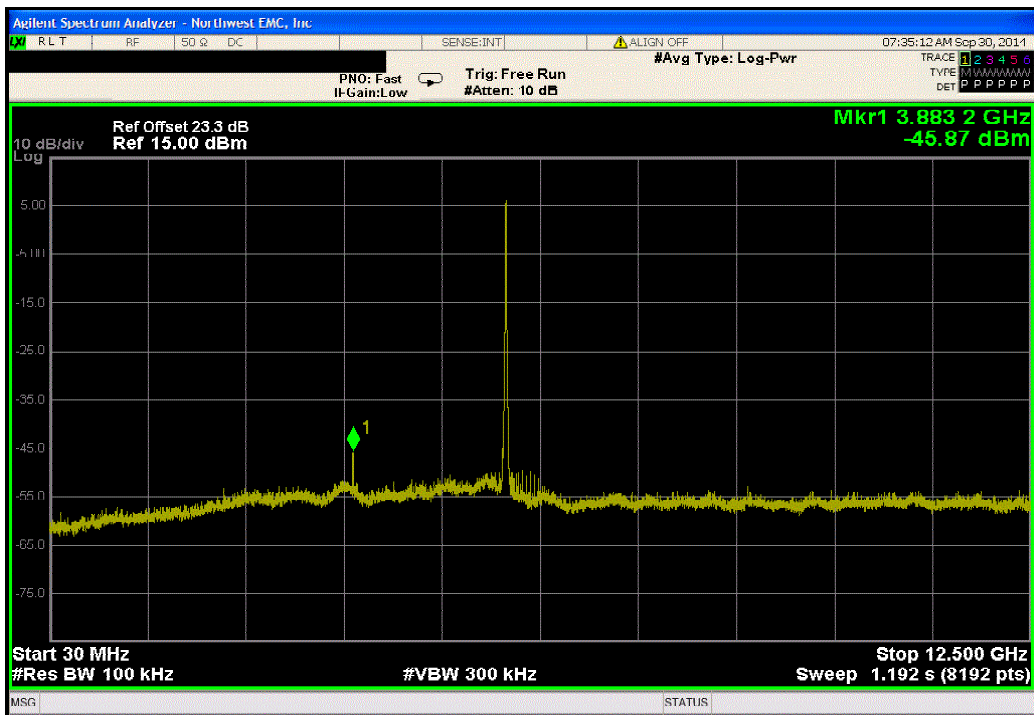
5725 MHz - 5850 MHz Band, 802.11(n) MCS0 - UNII, Mid Channel 157, 5785 MHz				
Frequency Range	Value (dBc)	Limit ≤ (dBc)	Result	
32 GHz - 40 GHz	-50.6	-20	Pass	



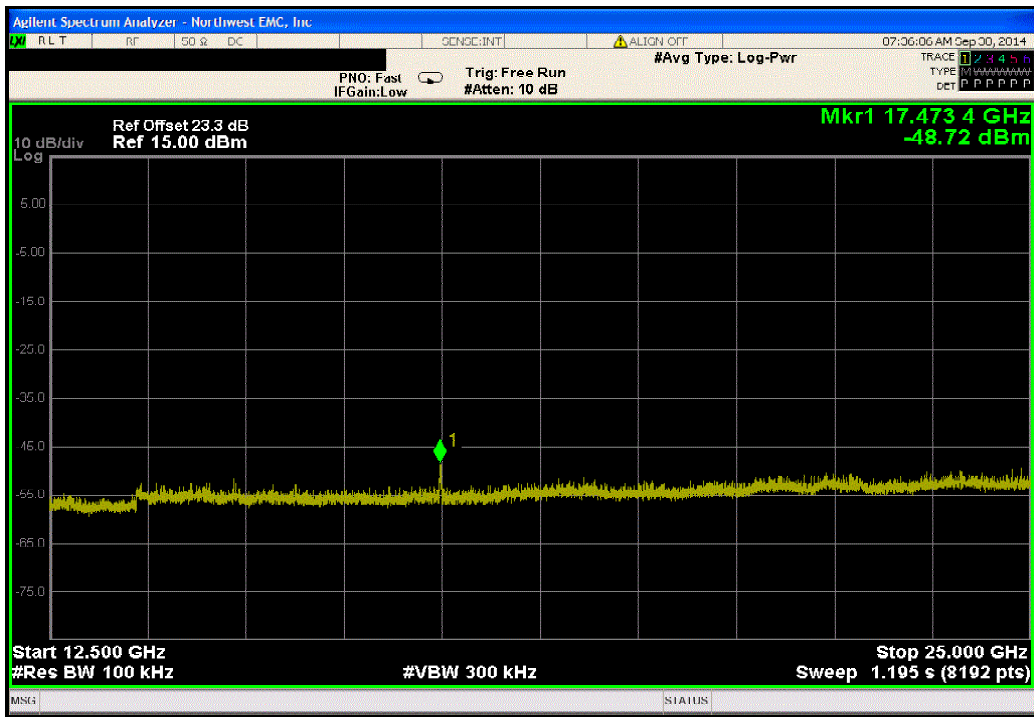
5725 MHz - 5850 MHz Band, 802.11(n) MCS0 - UNII, High Channel 165, 5825 MHz			
Frequency Range	Value (dBc)	Limit ≤ (dBc)	Result
Fundamental	N/A	N/A	N/A



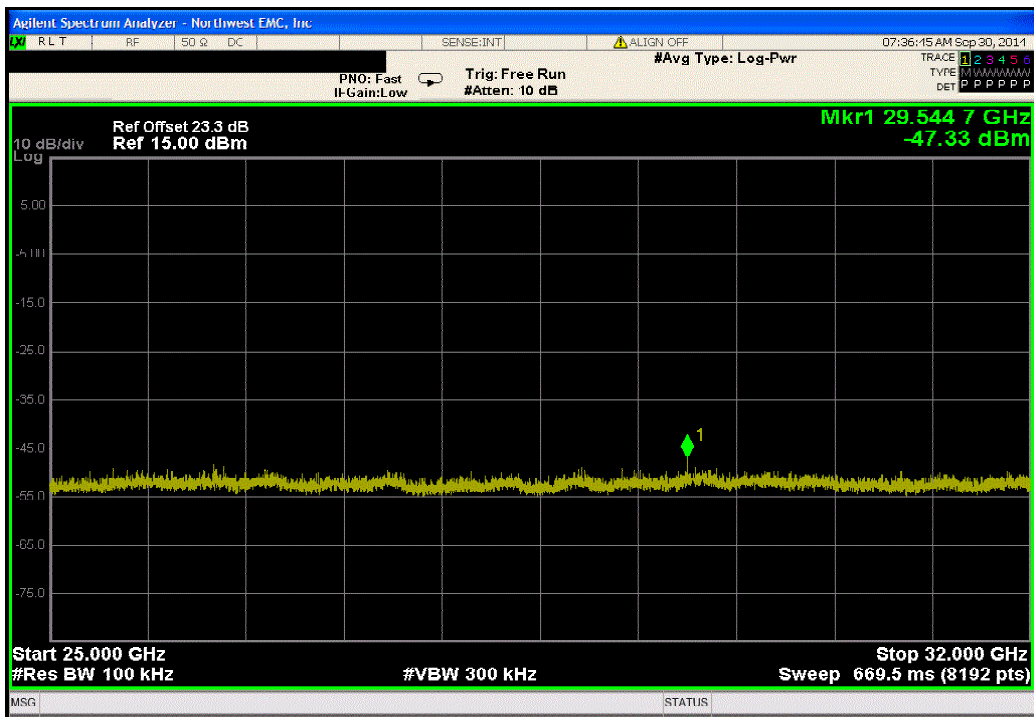
5725 MHz - 5850 MHz Band, 802.11(n) MCS0 - UNII, High Channel 165, 5825 MHz			
Frequency Range	Value (dBc)	Limit ≤ (dBc)	Result
30 MHz - 12.5 GHz	-52.34	-20	Pass



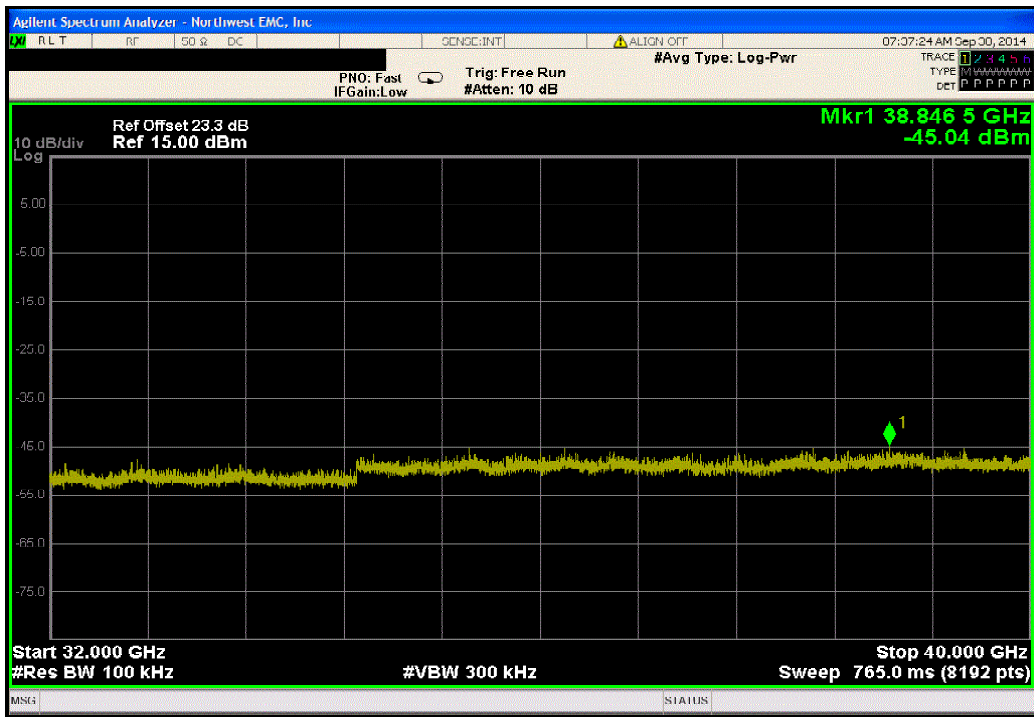
5725 MHz - 5850 MHz Band, 802.11(n) MCS0 - UNII, High Channel 165, 5825 MHz				
Frequency Range	Value (dBc)	Limit ≤ (dBc)	Result	
12.5 GHz - 25 GHz	-55.19	-20	Pass	



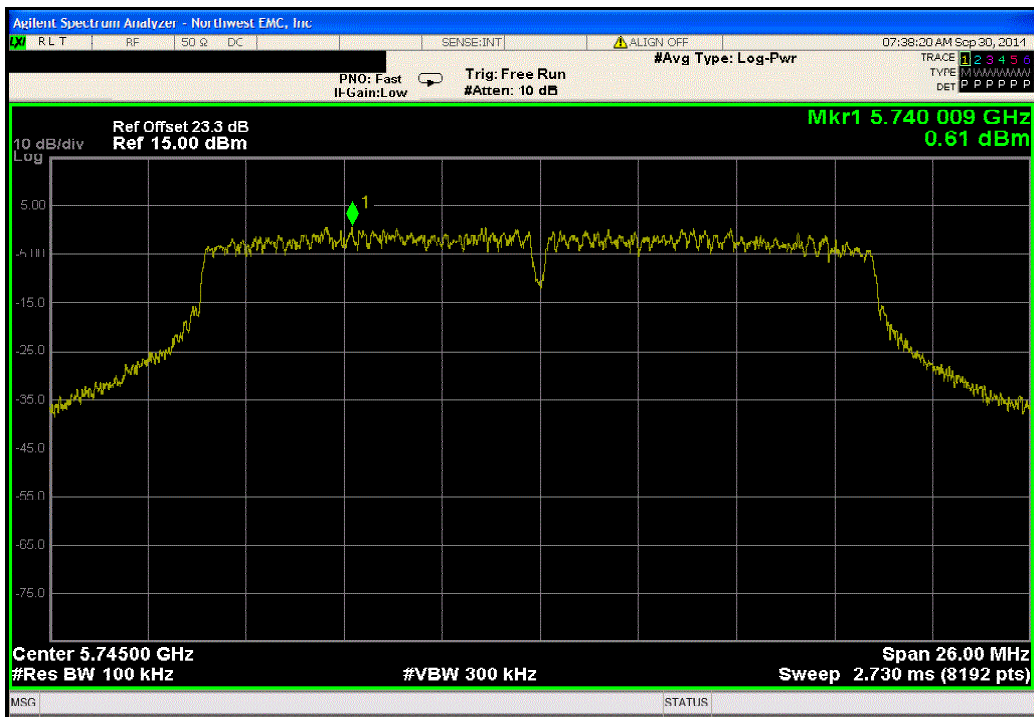
5725 MHz - 5850 MHz Band, 802.11(n) MCS0 - UNII, High Channel 165, 5825 MHz				
Frequency Range	Value (dBc)	Limit ≤ (dBc)	Result	
25 GHz - 32 GHz	-53.8	-20	Pass	



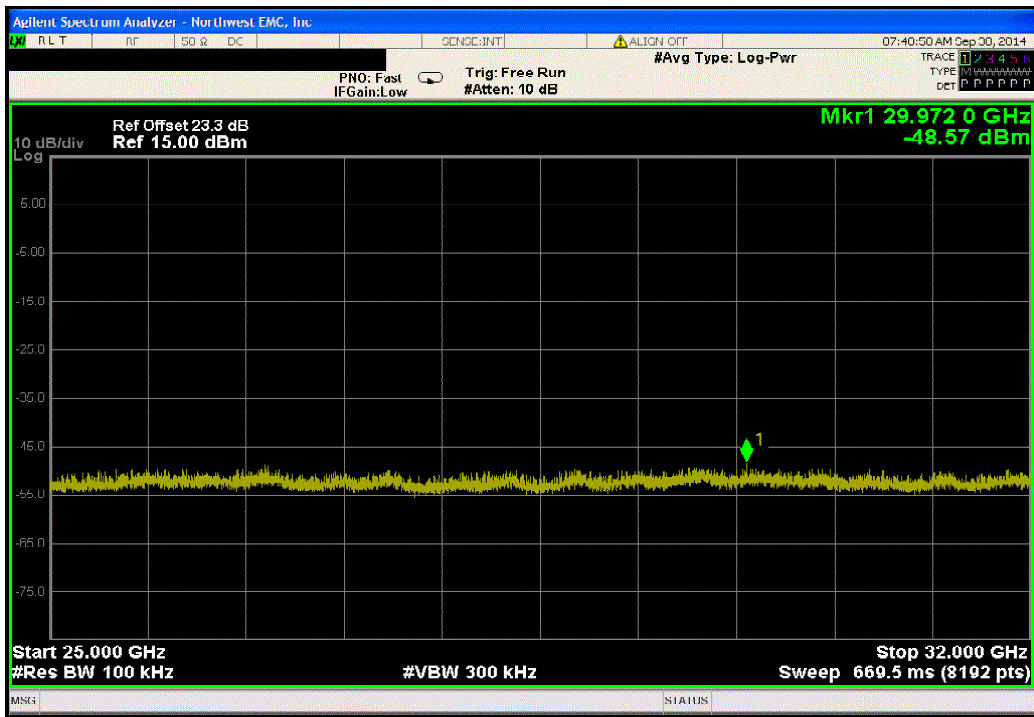
5725 MHz - 5850 MHz Band, 802.11(n) MCS0 - UNII, High Channel 165, 5825 MHz			
Frequency Range	Value (dBc)	Limit ≤ (dBc)	Result
32 GHz - 40 GHz	-51.51	-20	Pass



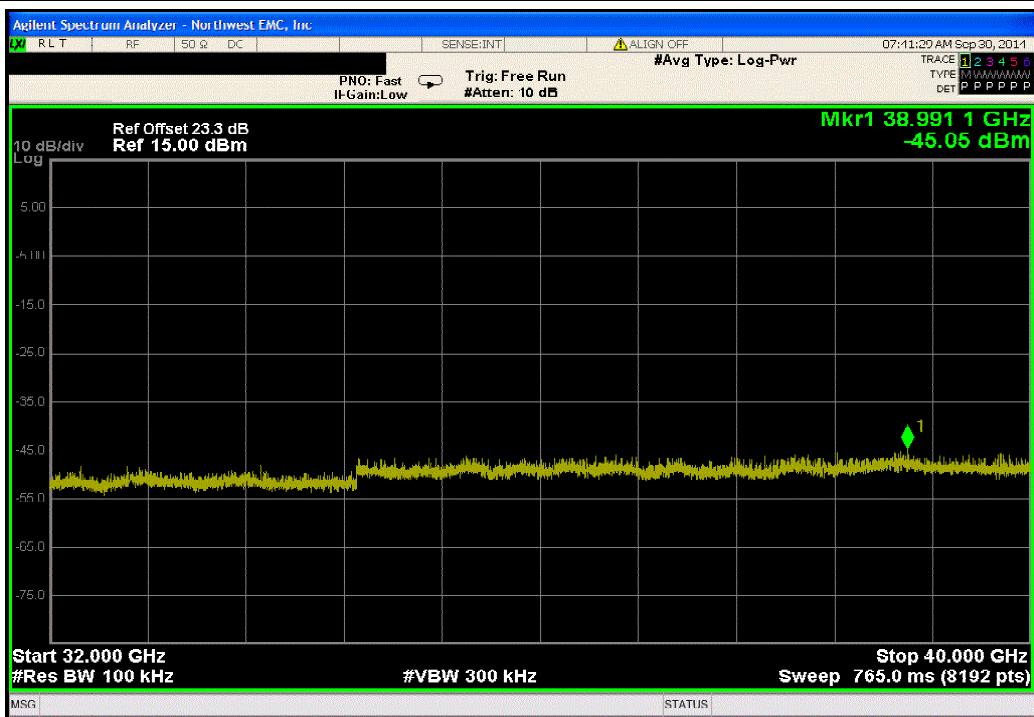
5725 MHz - 5850 MHz Band, 802.11(n) MCS7 - UNII, Low Channel 149, 5745 MHz			
Frequency Range	Value (dBc)	Limit ≤ (dBc)	Result
Fundamental	N/A	N/A	N/A



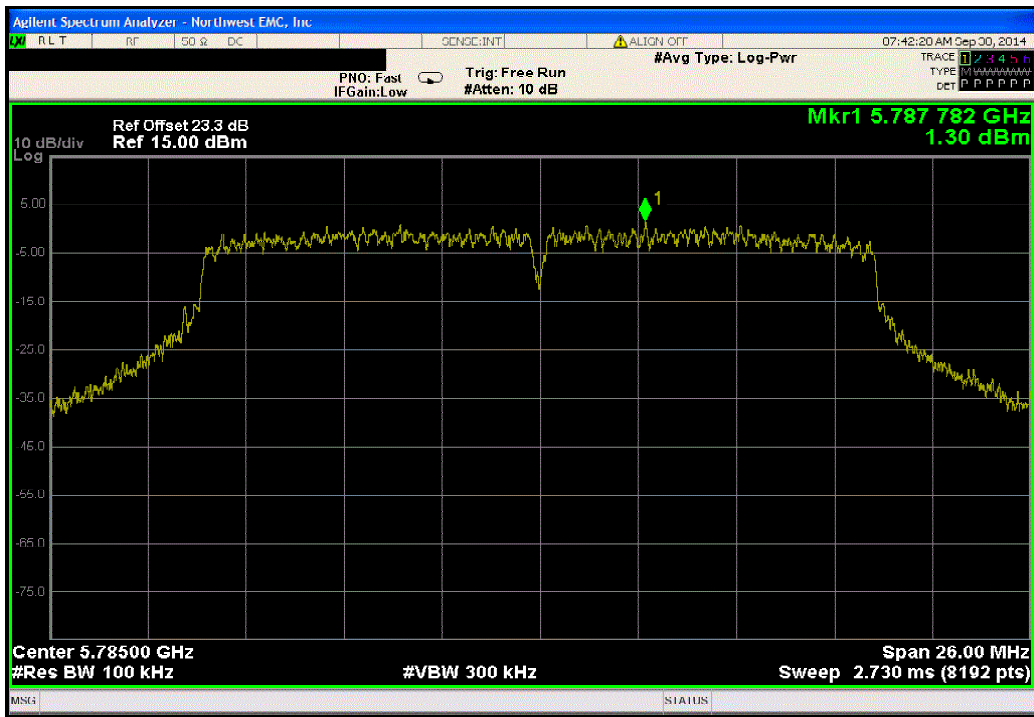
5725 MHz - 5850 MHz Band, 802.11(n) MCS7 - UNII, Low Channel 149, 5745 MHz				
Frequency Range	Value (dBc)	Limit ≤ (dBc)	Result	
25 GHz - 32 GHz	-49.18	-20	Pass	



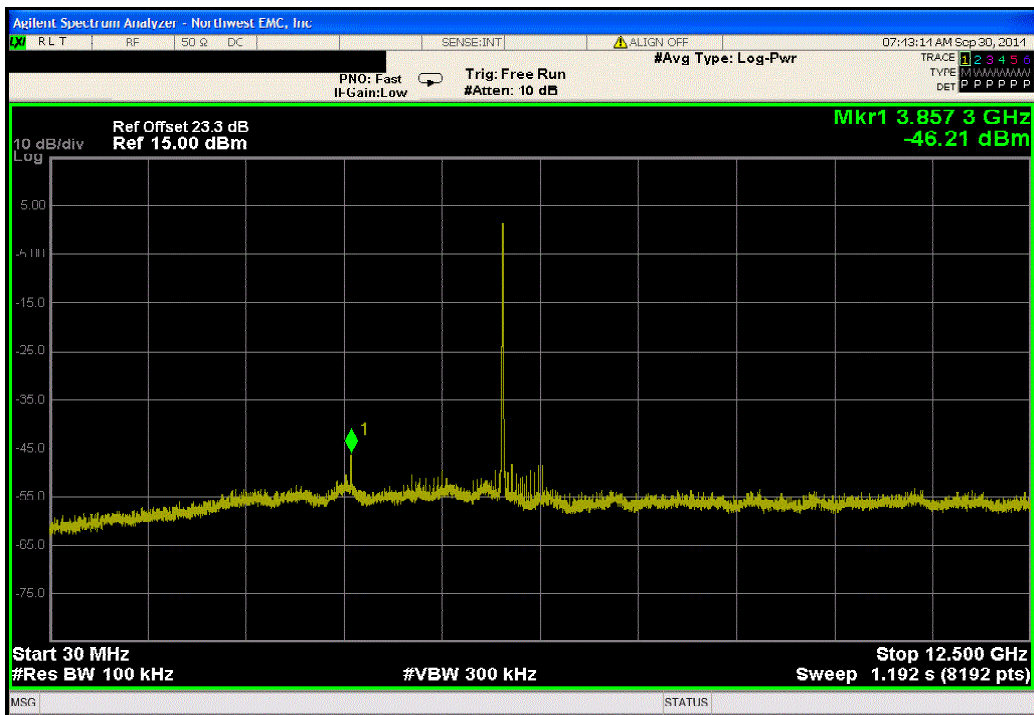
5725 MHz - 5850 MHz Band, 802.11(n) MCS7 - UNII, Low Channel 149, 5745 MHz				
Frequency Range	Value (dBc)	Limit ≤ (dBc)	Result	
32 GHz - 40 GHz	-45.66	-20	Pass	



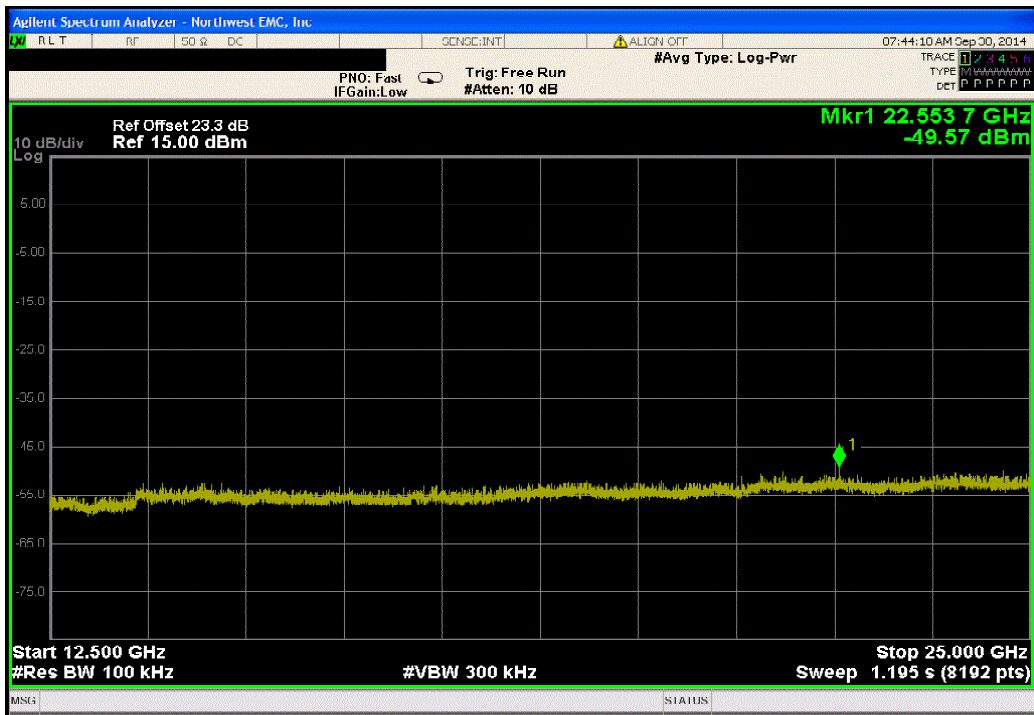
5725 MHz - 5850 MHz Band, 802.11(n) MCS7 - UNII, Mid Channel 157, 5785 MHz			
Frequency Range	Value (dBc)	Limit ≤ (dBc)	Result
Fundamental	N/A	N/A	N/A



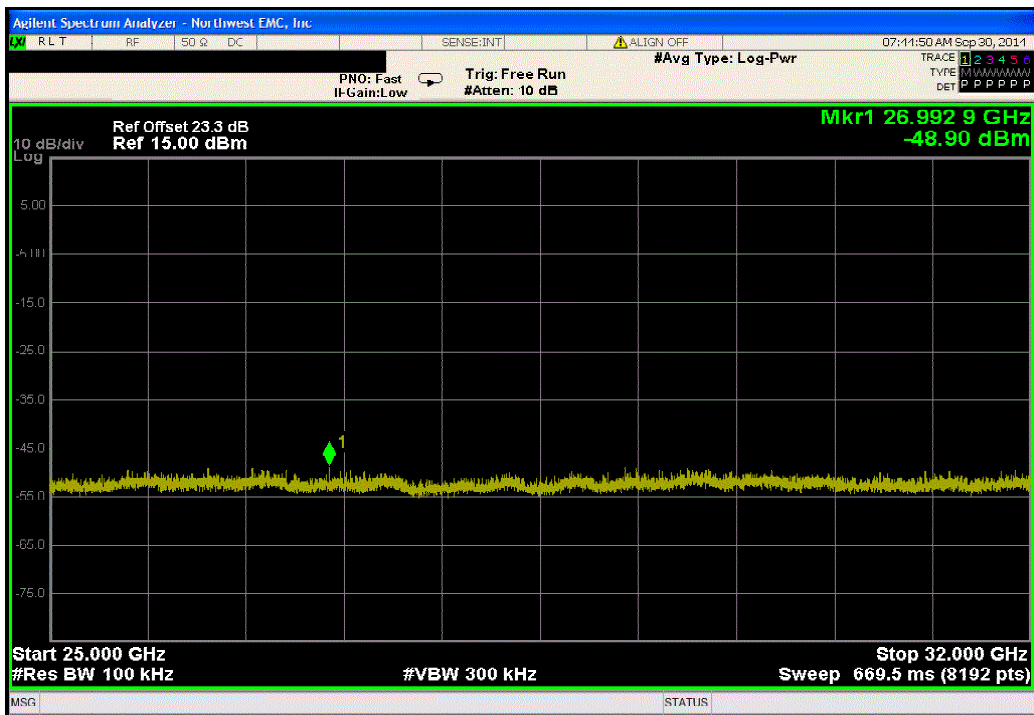
5725 MHz - 5850 MHz Band, 802.11(n) MCS7 - UNII, Mid Channel 157, 5785 MHz			
Frequency Range	Value (dBc)	Limit ≤ (dBc)	Result
30 MHz - 12.5 GHz	-47.51	-20	Pass



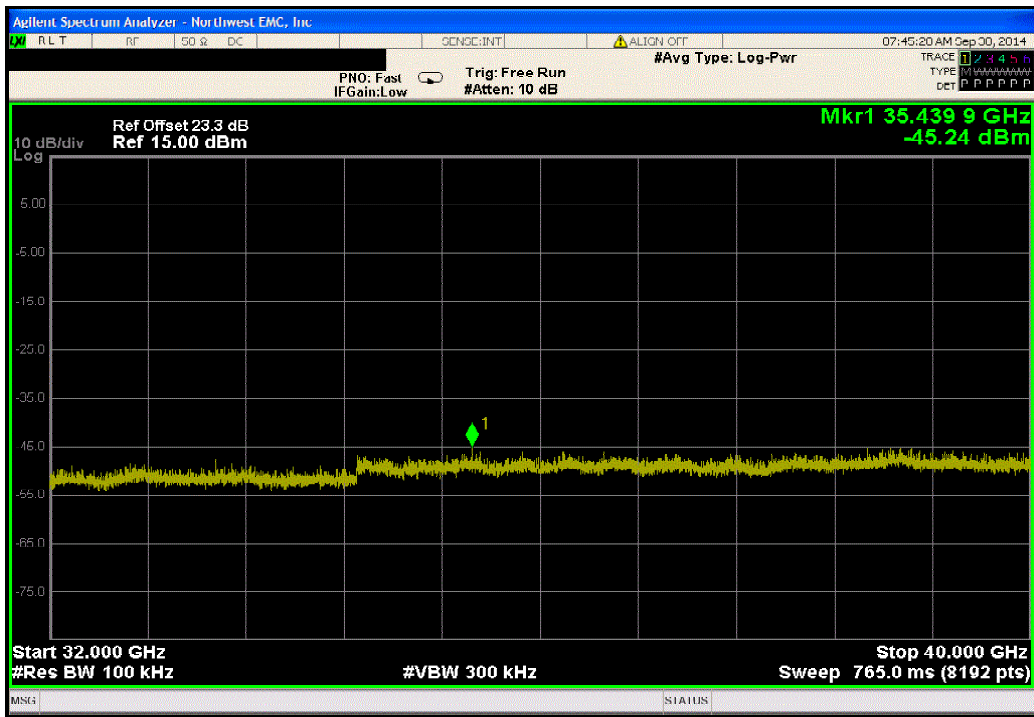
5725 MHz - 5850 MHz Band, 802.11(n) MCS7 - UNII, Mid Channel 157, 5785 MHz				
Frequency Range	Value (dBc)	Limit ≤ (dBc)	Result	
12.5 GHz - 25 GHz	-50.87	-20	Pass	



5725 MHz - 5850 MHz Band, 802.11(n) MCS7 - UNII, Mid Channel 157, 5785 MHz				
Frequency Range	Value (dBc)	Limit ≤ (dBc)	Result	
25 GHz - 32 GHz	-50.2	-20	Pass	



5725 MHz - 5850 MHz Band, 802.11(n) MCS7 - UNII, Mid Channel 157, 5785 MHz				
Frequency Range	Value (dBc)	Limit ≤ (dBc)	Result	
32 GHz - 40 GHz	-46.54	-20	Pass	



5725 MHz - 5850 MHz Band, 802.11(n) MCS7 - UNII, High Channel 165, 5825 MHz				
Frequency Range	Value (dBc)	Limit ≤ (dBc)	Result	
Fundamental	N/A	N/A	N/A	

