

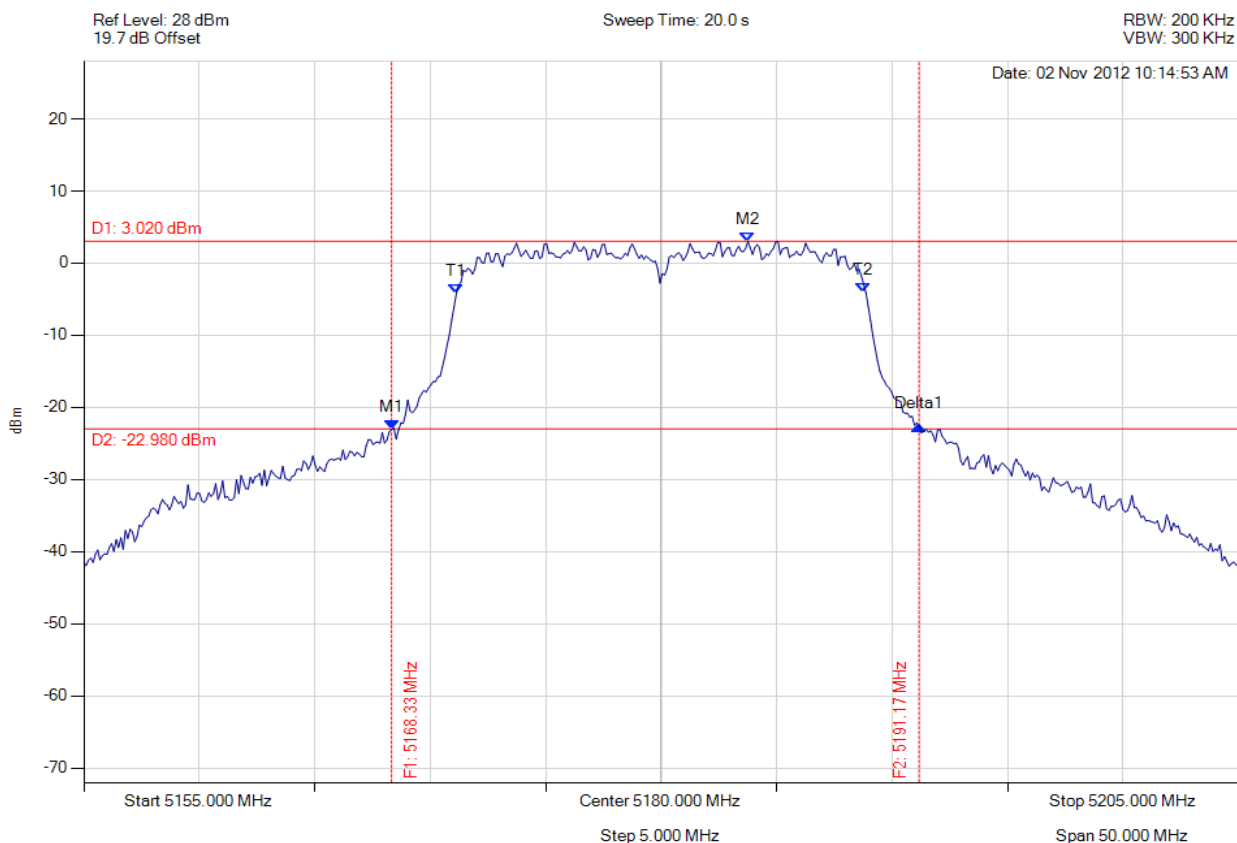


Title: Digi Connect Card for i.MX28 with Atheros AR6203
To: FCC 47 CFR Part 15.407 & IC RSS-210
Serial #: DIGI28-U3B Rev B
Issue Date: 25th April 2013
Page: 151 of 225



26 dB 99%

Variant: 802.11n HT-20, Channel: 5180.00 MHz, Chain a, Temp: Ambient, Voltage: 5.00V



Analyser Setup	Marker : Frequency : Amplitude	Test Results
Detector = MAX PEAK Sweep Count = 0 RF Atten (dB) = 20 Trace Mode = VIEW	M1 : 5168.327 MHz : -23.061 dBm M2 : 5183.758 MHz : 3.020 dBm Delta1 : 22.846 MHz : 0.521 dB T1 : 5171.132 MHz : -4.174 dBm T2 : 5188.768 MHz : -4.088 dBm OBW : 17.735 MHz	Measured 26 dB Bandwidth: 22.846 MHz Measured 99% Bandwidth: 17.735 MHz

[Back to the Matrix](#)

This test report may be reproduced in full only. The document may only be updated by MiCOM Labs personnel. Any changes will be noted in the Document History section of the report.

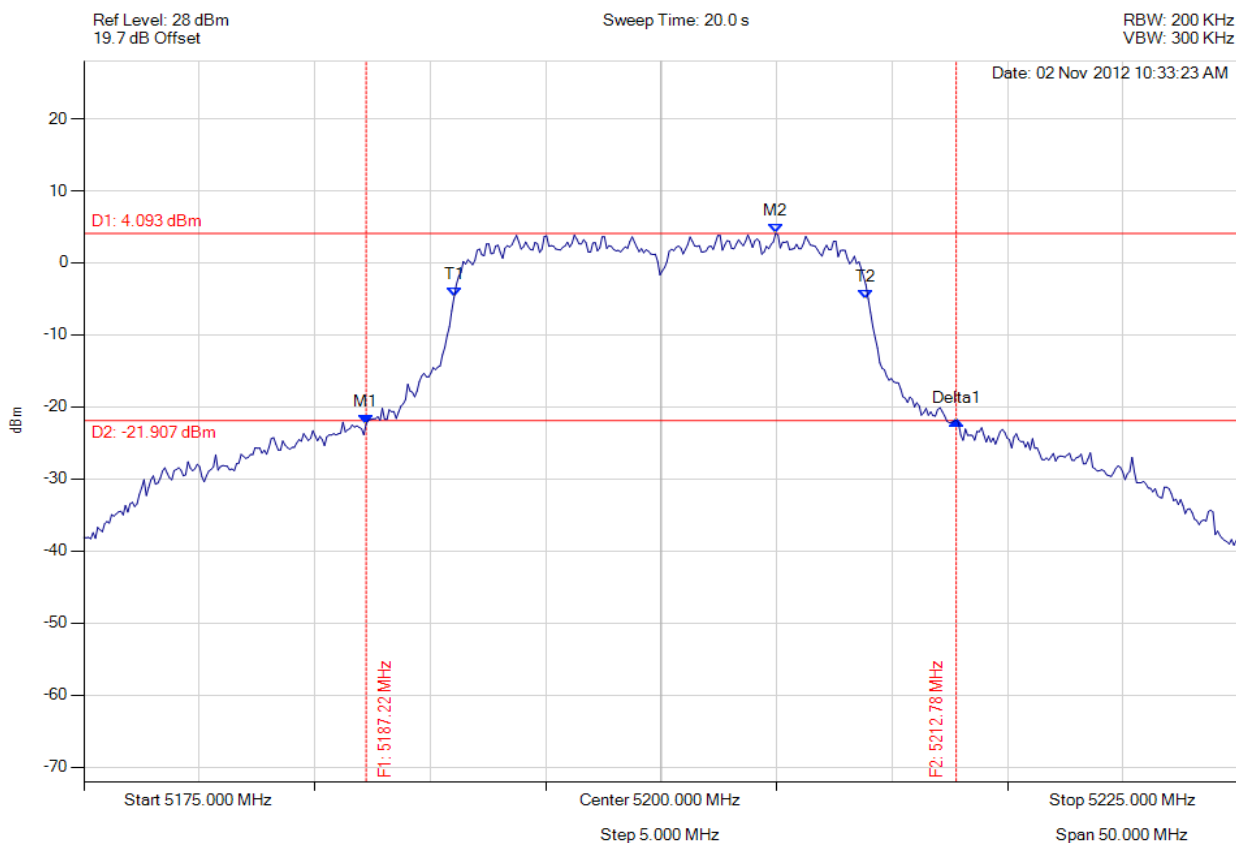


Title: Digi Connect Card for i.MX28 with Atheros AR6203
To: FCC 47 CFR Part 15.407 & IC RSS-210
Serial #: DIGI28-U3B Rev B
Issue Date: 25th April 2013
Page: 152 of 225



26 dB 99%

Variant: 802.11n HT-20, Channel: 5200.00 MHz, Chain a, Temp: Ambient, Voltage: 5.00V



Analyser Setup	Marker : Frequency : Amplitude	Test Results
Detector = MAX PEAK Sweep Count = 0 RF Atten (dB) = 20 Trace Mode = VIEW	M1 : 5187.224 MHz : -22.354 dBm M2 : 5204.960 MHz : 4.093 dBm Delta1 : 25.551 MHz : 0.519 dB T1 : 5191.032 MHz : -4.778 dBm T2 : 5208.868 MHz : -5.014 dBm OBW : 17.936 MHz	Measured 26 dB Bandwidth: 25.551 MHz Measured 99% Bandwidth: 17.936 MHz

[Back to the Matrix](#)

This test report may be reproduced in full only. The document may only be updated by MiCOM Labs personnel. Any changes will be noted in the Document History section of the report.

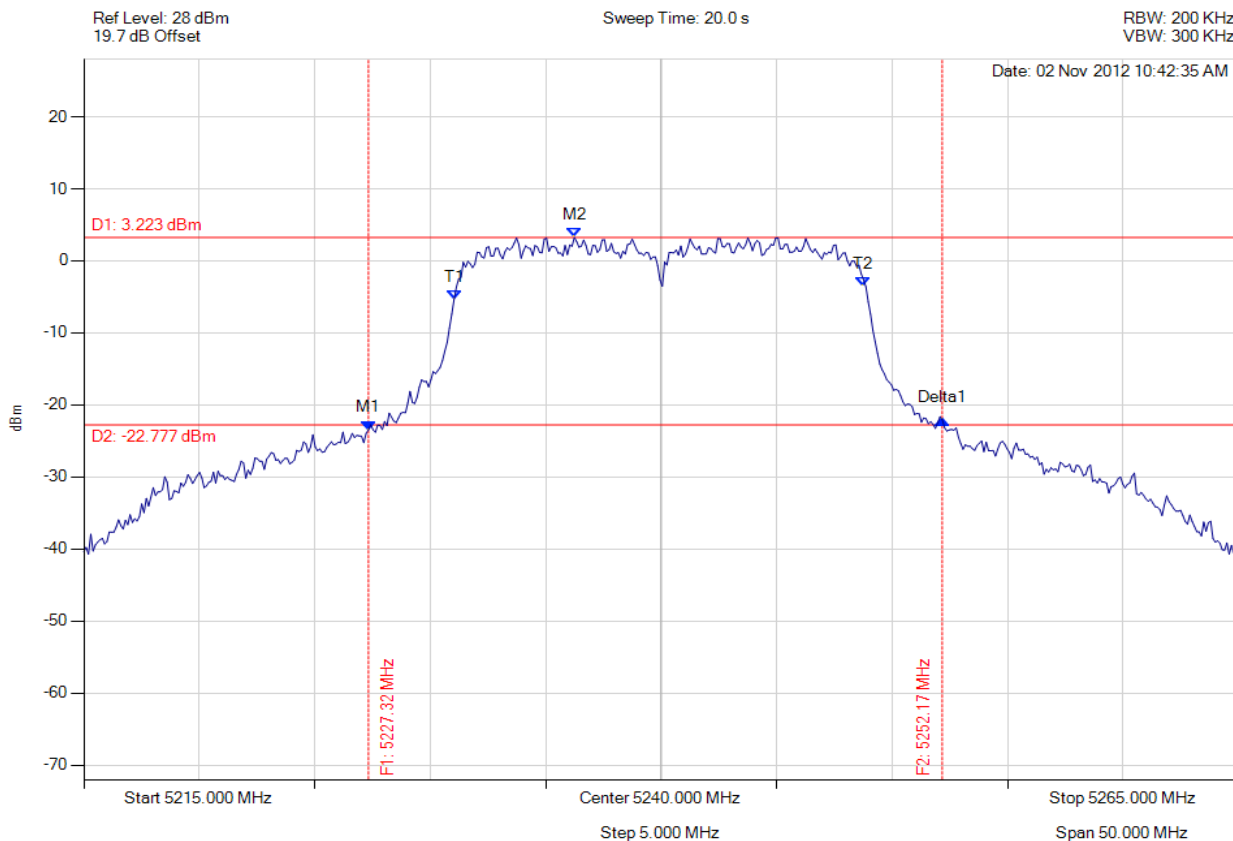


Title: Digi Connect Card for i.MX28 with Atheros AR6203
To: FCC 47 CFR Part 15.407 & IC RSS-210
Serial #: DIGI28-U3B Rev B
Issue Date: 25th April 2013
Page: 153 of 225



26 dB 99%

Variant: 802.11n HT-20, Channel: 5240.00 MHz, Chain a, Temp: Ambient, Voltage: 5.00V



Analyser Setup	Marker : Frequency : Amplitude	Test Results
Detector = MAX PEAK Sweep Count = 0 RF Atten (dB) = 20 Trace Mode = VIEW	M1 : 5227.325 MHz : -23.470 dBm M2 : 5236.242 MHz : 3.223 dBm Delta1 : 24.850 MHz : 1.428 dB T1 : 5231.032 MHz : -5.372 dBm T2 : 5248.768 MHz : -3.586 dBm OBW : 17.836 MHz	Measured 26 dB Bandwidth: 24.850 MHz Measured 99% Bandwidth: 17.836 MHz

[Back to the Matrix](#)

This test report may be reproduced in full only. The document may only be updated by MiCOM Labs personnel. Any changes will be noted in the Document History section of the report.

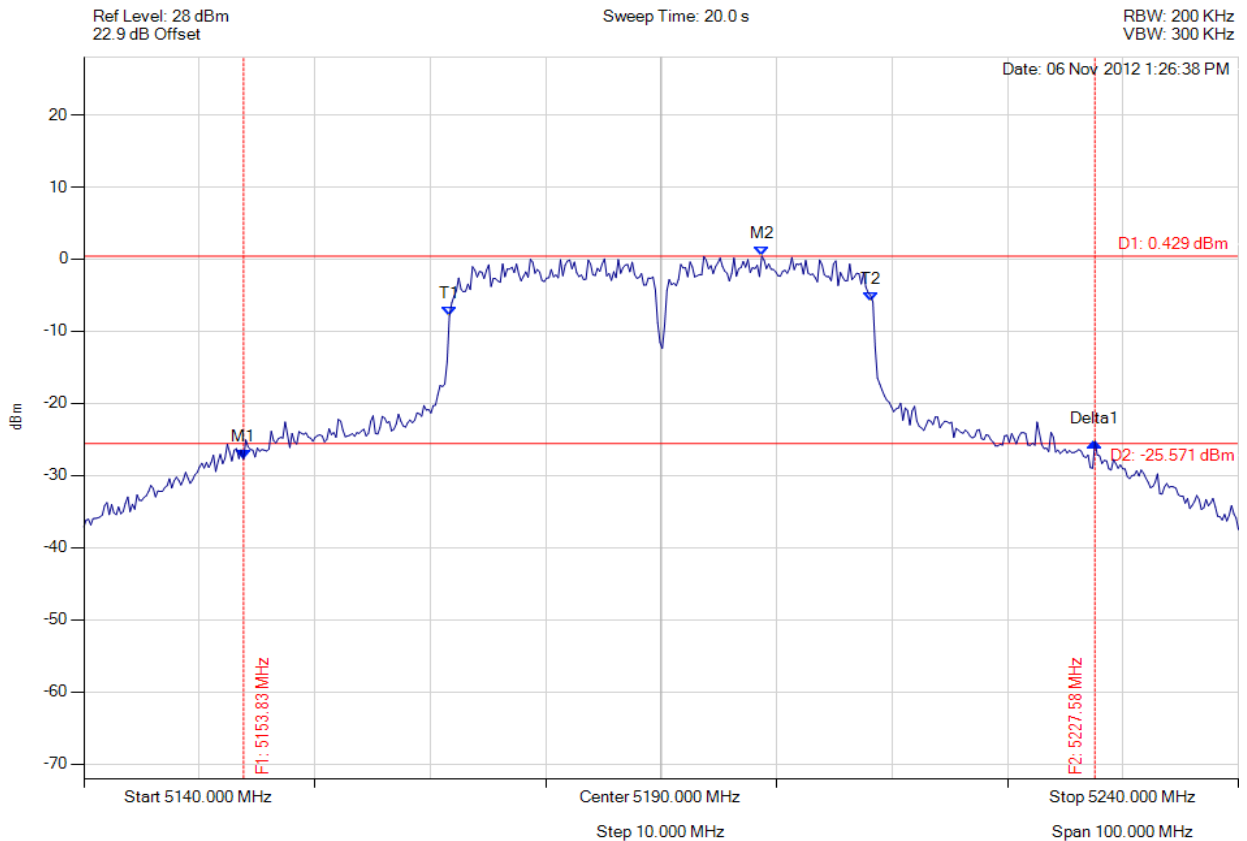


Title: Digi Connect Card for i.MX28 with Atheros AR6203
To: FCC 47 CFR Part 15.407 & IC RSS-210
Serial #: DIGI28-U3B Rev B
Issue Date: 25th April 2013
Page: 154 of 225



26 dB & 99% BANDWIDTH

Variant: 802.11n HT-40, Channel: 5190.00 MHz, Chain a, Temp: Ambient, Voltage: 5 Vdc



Analyser Setup	Marker : Frequency : Amplitude	Test Results
Detector = MAX PEAK Sweep Count = 0 RF Atten (dB) = 20 Trace Mode = VIEW	M1 : 5153.828 MHz : -27.763 dBm M2 : 5198.717 MHz : 0.429 dBm Delta1 : 73.747 MHz : 2.463 dB T1 : 5171.663 MHz : -7.894 dBm T2 : 5208.136 MHz : -5.919 dBm OBW : 36.673 MHz	Measured 26 dB Bandwidth: 73.747 MHz Measured 99% Bandwidth: 36.673 MHz

[Back to the Matrix](#)

This test report may be reproduced in full only. The document may only be updated by MiCOM Labs personnel. Any changes will be noted in the Document History section of the report.

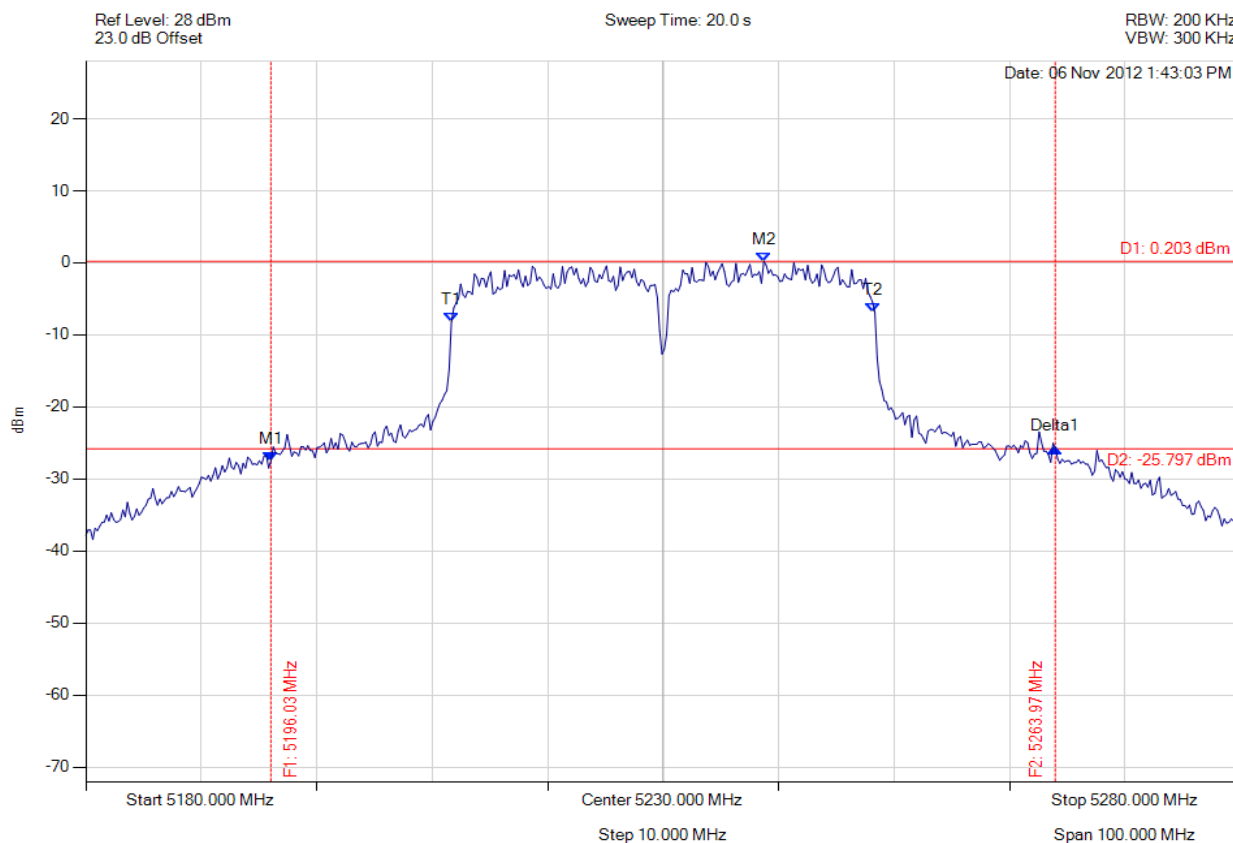


Title: Digi Connect Card for i.MX28 with Atheros AR6203
To: FCC 47 CFR Part 15.407 & IC RSS-210
Serial #: DIGI28-U3B Rev B
Issue Date: 25th April 2013
Page: 155 of 225



26 dB & 99% BANDWIDTH

Variant: 802.11n HT-40, Channel: 5230.00 MHz, Chain a, Temp: Ambient, Voltage: 5 Vdc



Analyser Setup	Marker : Frequency : Amplitude	Test Results
Detector = MAX PEAK Sweep Count = 0 RF Atten (dB) = 20 Trace Mode = VIEW	M1 : 5196.032 MHz : -27.517 dBm M2 : 5238.717 MHz : 0.203 dBm Delta1 : 67.936 MHz : 1.808 dB T1 : 5211.663 MHz : -8.201 dBm T2 : 5248.136 MHz : -6.901 dBm OBW : 36.673 MHz	Measured 26 dB Bandwidth: 67.936 MHz Measured 99% Bandwidth: 36.673 MHz

[Back to the Matrix](#)

This test report may be reproduced in full only. The document may only be updated by MiCOM Labs personnel. Any changes will be noted in the Document History section of the report.

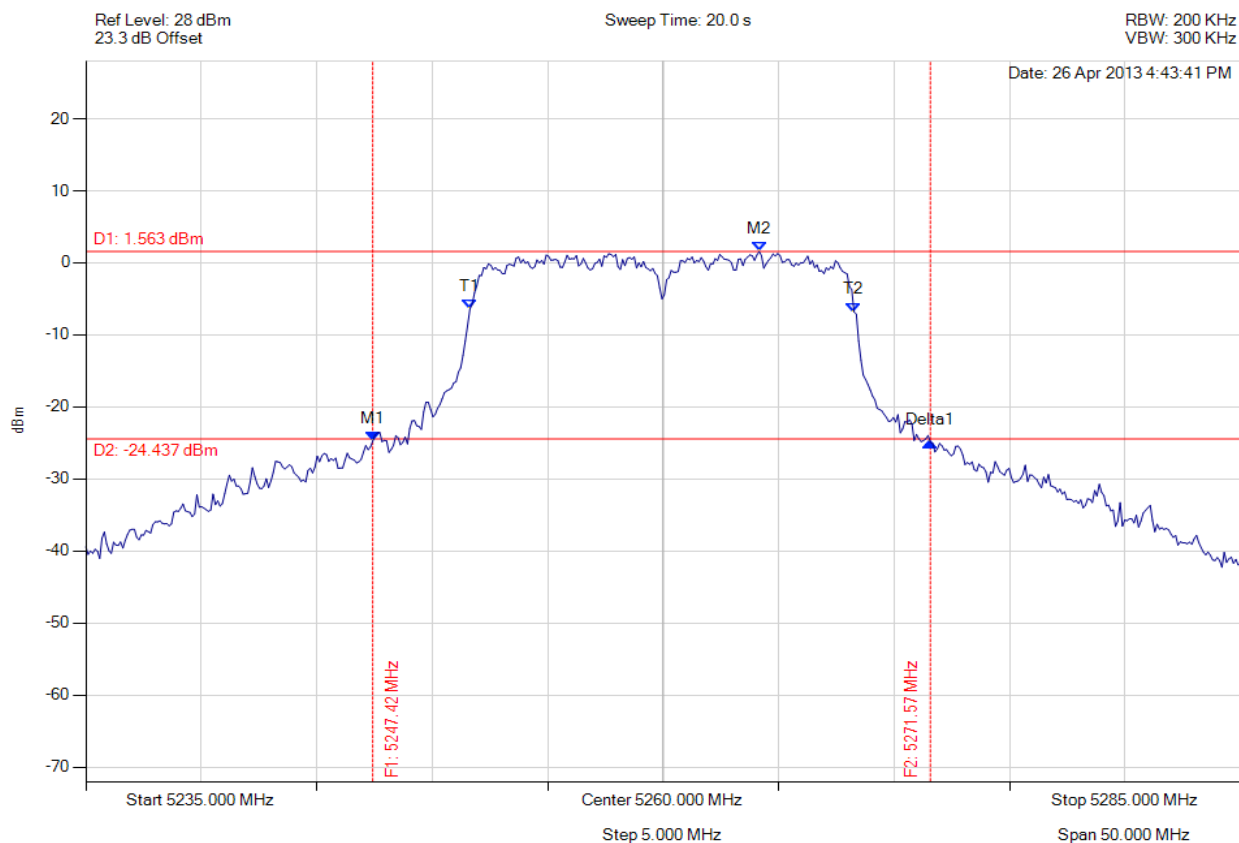


Title: Digi Connect Card for i.MX28 with Atheros AR6203
To: FCC 47 CFR Part 15.407 & IC RSS-210
Serial #: DIGI28-U3B Rev B
Issue Date: 25th April 2013
Page: 156 of 225



26 dB & 99% BANDWIDTH

Variant: 802.11a, Channel: 5260.00 MHz, Chain a, Temp: Ambient, Voltage: 5 Vdc



Analyser Setup	Marker : Frequency : Amplitude	Test Results
Detector = MAX PEAK Sweep Count = 0 RF Atten (dB) = 20 Trace Mode = VIEW	M1 : 5247.425 MHz : -24.731 dBm M2 : 5264.158 MHz : 1.563 dBm Delta1 : 24.148 MHz : -0.161 dB T1 : 5251.633 MHz : -6.405 dBm T2 : 5268.267 MHz : -6.787 dBm OBW : 16.633 MHz	Measured 26 dB Bandwidth: 24.148 MHz Measured 99% Bandwidth: 16.633 MHz

[Back to the Matrix](#)

This test report may be reproduced in full only. The document may only be updated by MiCOM Labs personnel. Any changes will be noted in the Document History section of the report.

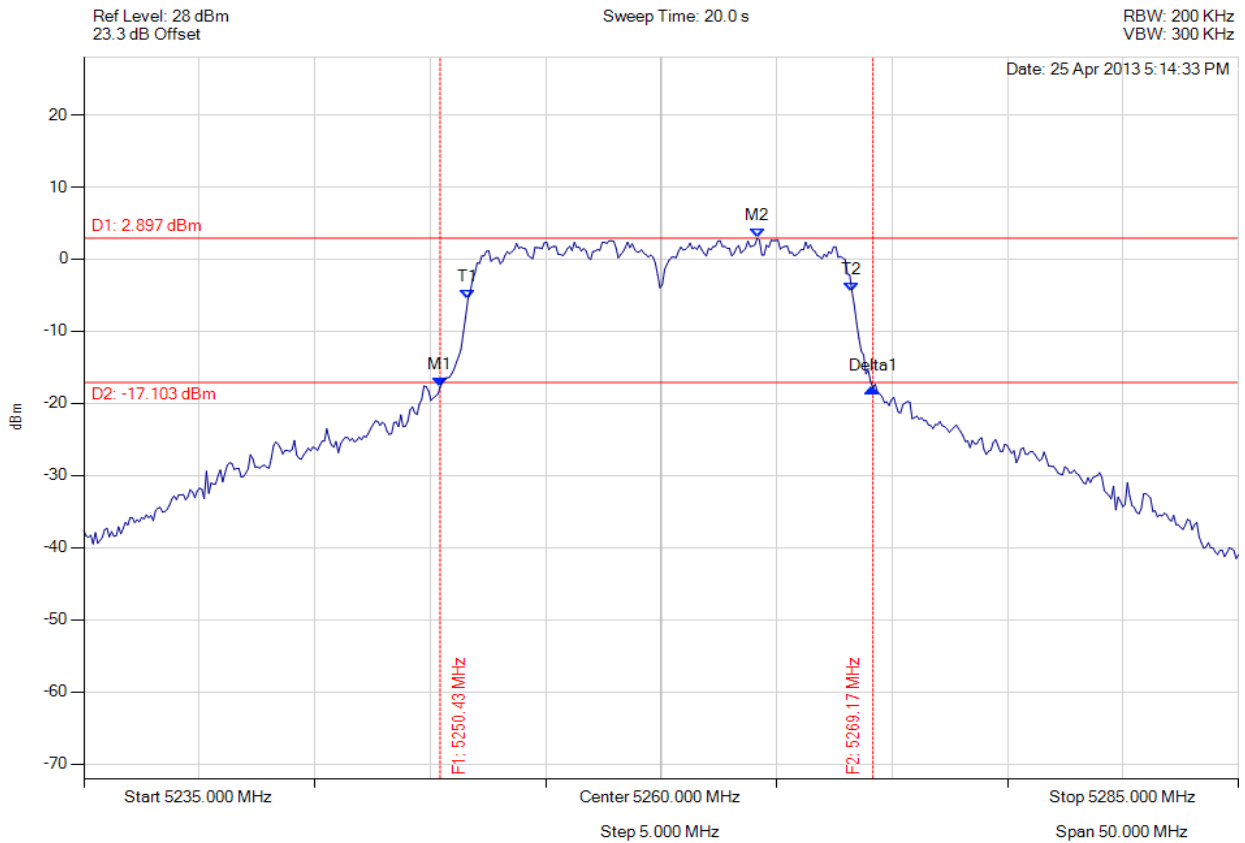


Title: Digi Connect Card for i.MX28 with Atheros AR6203
To: FCC 47 CFR Part 15.407 & IC RSS-210
Serial #: DIGI28-U3B Rev B
Issue Date: 25th April 2013
Page: 157 of 225



20 dB & 99% BANDWIDTH

Variant: 802.11a, Channel: 5260.00 MHz, Chain a, Temp: Ambient, Voltage: 5 Vdc



Analyser Setup	Marker : Frequency : Amplitude	Test Results
Detector = MAX PEAK Sweep Count = 0 RF Atten (dB) = 20 Trace Mode = VIEW	M1 : 5250.431 MHz : -17.727 dBm M2 : 5264.158 MHz : 2.897 dBm Delta1 : 18.737 MHz : -0.134 dB T1 : 5251.633 MHz : -5.563 dBm T2 : 5268.267 MHz : -4.483 dBm OBW : 16.633 MHz	Measured 26 dB Bandwidth: 18.737 MHz Measured 99% Bandwidth: 16.633 MHz

This test report may be reproduced in full only. The document may only be updated by MiCOM Labs personnel. Any changes will be noted in the Document History section of the report.

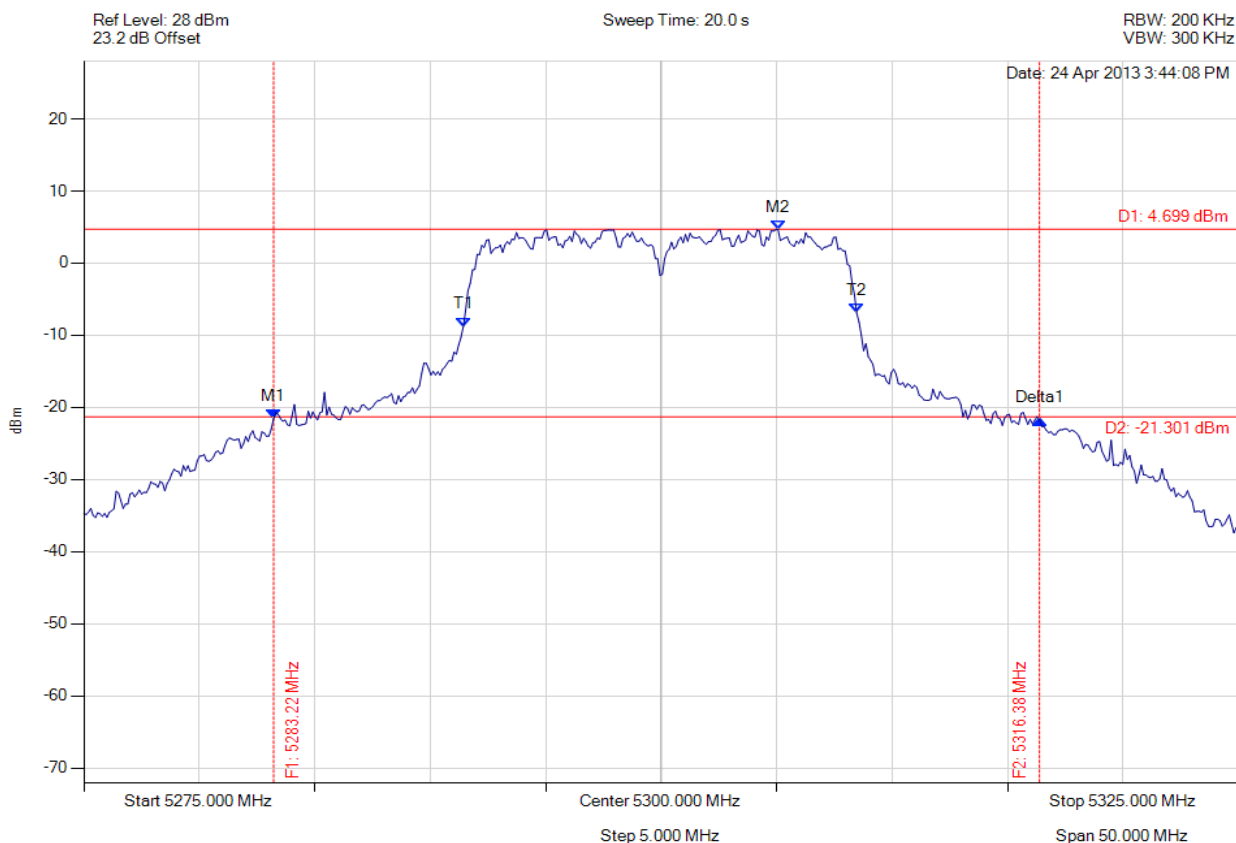


Title: Digi Connect Card for i.MX28 with Atheros AR6203
To: FCC 47 CFR Part 15.407 & IC RSS-210
Serial #: DIGI28-U3B Rev B
Issue Date: 25th April 2013
Page: 158 of 225



26 dB & 99% BANDWIDTH

Variant: 802.11a, Channel: 5300.00 MHz, Chain a, Temp: Ambient, Voltage: 5 Vdc



Analyser Setup	Marker : Frequency : Amplitude	Test Results
Detector = MAX PEAK Sweep Count = 0 RF Atten (dB) = 20 Trace Mode = VIEW	M1 : 5283.216 MHz : -21.560 dBm M2 : 5305.060 MHz : 4.699 dBm Delta1 : 33.166 MHz : -0.092 dB T1 : 5291.433 MHz : -8.795 dBm T2 : 5308.467 MHz : -6.895 dBm OBW : 17.034 MHz	Measured 26 dB Bandwidth: 33.166 MHz Measured 99% Bandwidth: 17.034 MHz

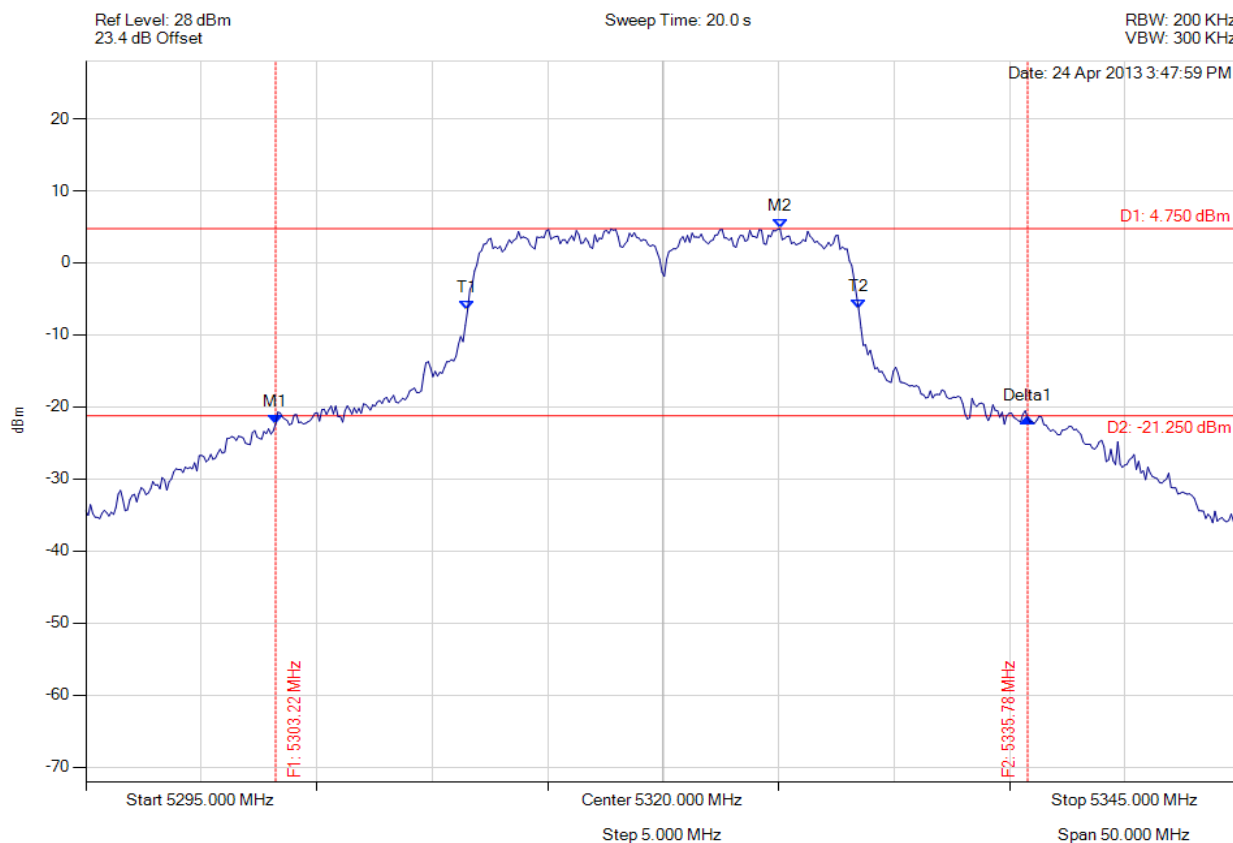
[Back to the Matrix](#)

This test report may be reproduced in full only. The document may only be updated by MiCOM Labs personnel. Any changes will be noted in the Document History section of the report.



26 dB & 99% BANDWIDTH

Variant: 802.11a, Channel: 5320.00 MHz, Chain a, Temp: Ambient, Voltage: 5 Vdc



Analyser Setup	Marker : Frequency : Amplitude	Test Results
Detector = MAX PEAK Sweep Count = 0 RF Atten (dB) = 20 Trace Mode = VIEW	M1 : 5303.216 MHz : -22.349 dBm M2 : 5325.060 MHz : 4.750 dBm Delta1 : 32.565 MHz : 0.824 dB T1 : 5311.533 MHz : -6.580 dBm T2 : 5328.467 MHz : -6.423 dBm OBW : 16.934 MHz	Measured 26 dB Bandwidth: 32.565 MHz Measured 99% Bandwidth: 16.934 MHz

[Back to the Matrix](#)

This test report may be reproduced in full only. The document may only be updated by MiCOM Labs personnel. Any changes will be noted in the Document History section of the report.

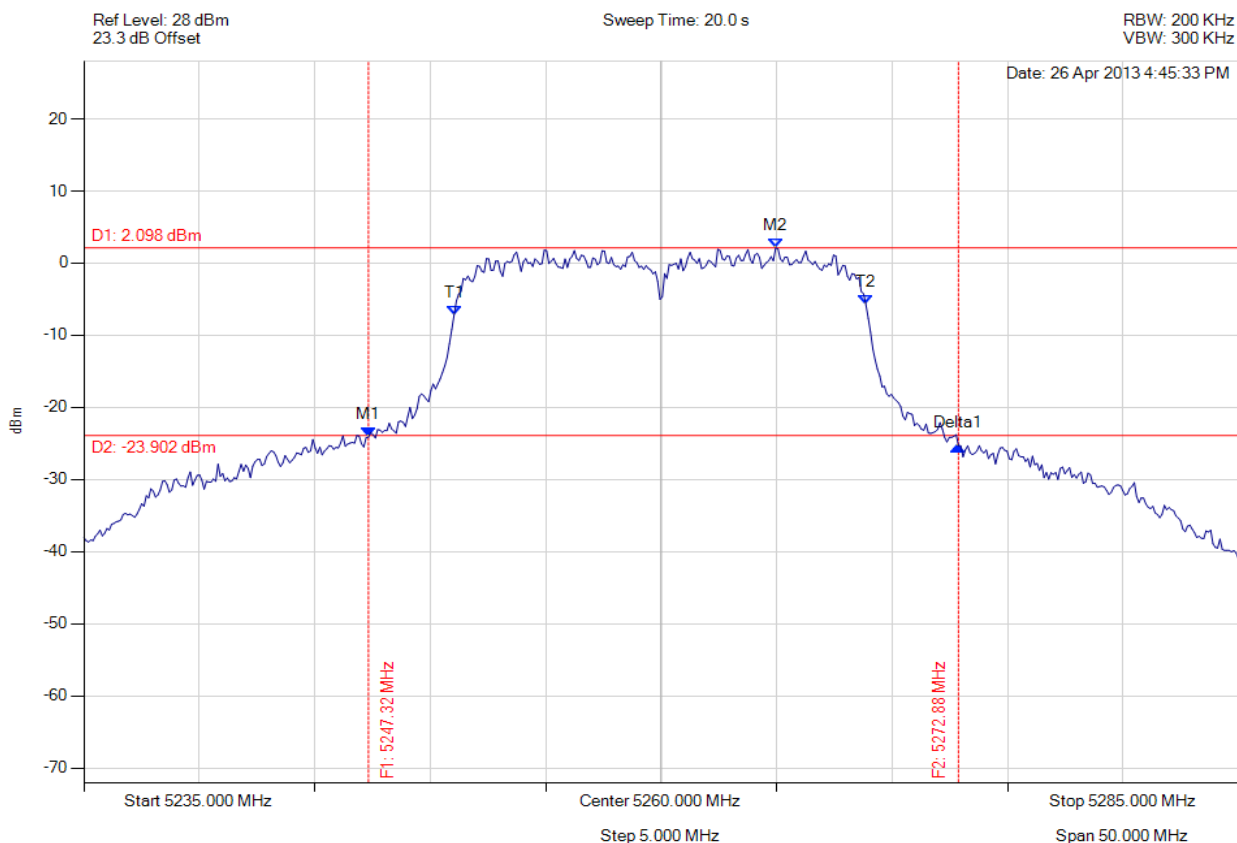


Title: Digi Connect Card for i.MX28 with Atheros AR6203
To: FCC 47 CFR Part 15.407 & IC RSS-210
Serial #: DIGI28-U3B Rev B
Issue Date: 25th April 2013
Page: 160 of 225



26 dB & 99% BANDWIDTH

Variant: 802.11n HT-20, Channel: 5260.00 MHz, Chain a, Temp: Ambient, Voltage: 5 Vdc



Analyser Setup	Marker : Frequency : Amplitude	Test Results
Detector = MAX PEAK Sweep Count = 0 RF Atten (dB) = 20 Trace Mode = VIEW	M1 : 5247.325 MHz : -24.125 dBm M2 : 5264.960 MHz : 2.098 dBm Delta1 : 25.551 MHz : -1.178 dB T1 : 5251.032 MHz : -7.210 dBm T2 : 5268.868 MHz : -5.758 dBm OBW : 17.836 MHz	Measured 26 dB Bandwidth: 25.551 MHz Measured 99% Bandwidth: 17.836 MHz

[Back to the Matrix](#)

This test report may be reproduced in full only. The document may only be updated by MiCOM Labs personnel. Any changes will be noted in the Document History section of the report.

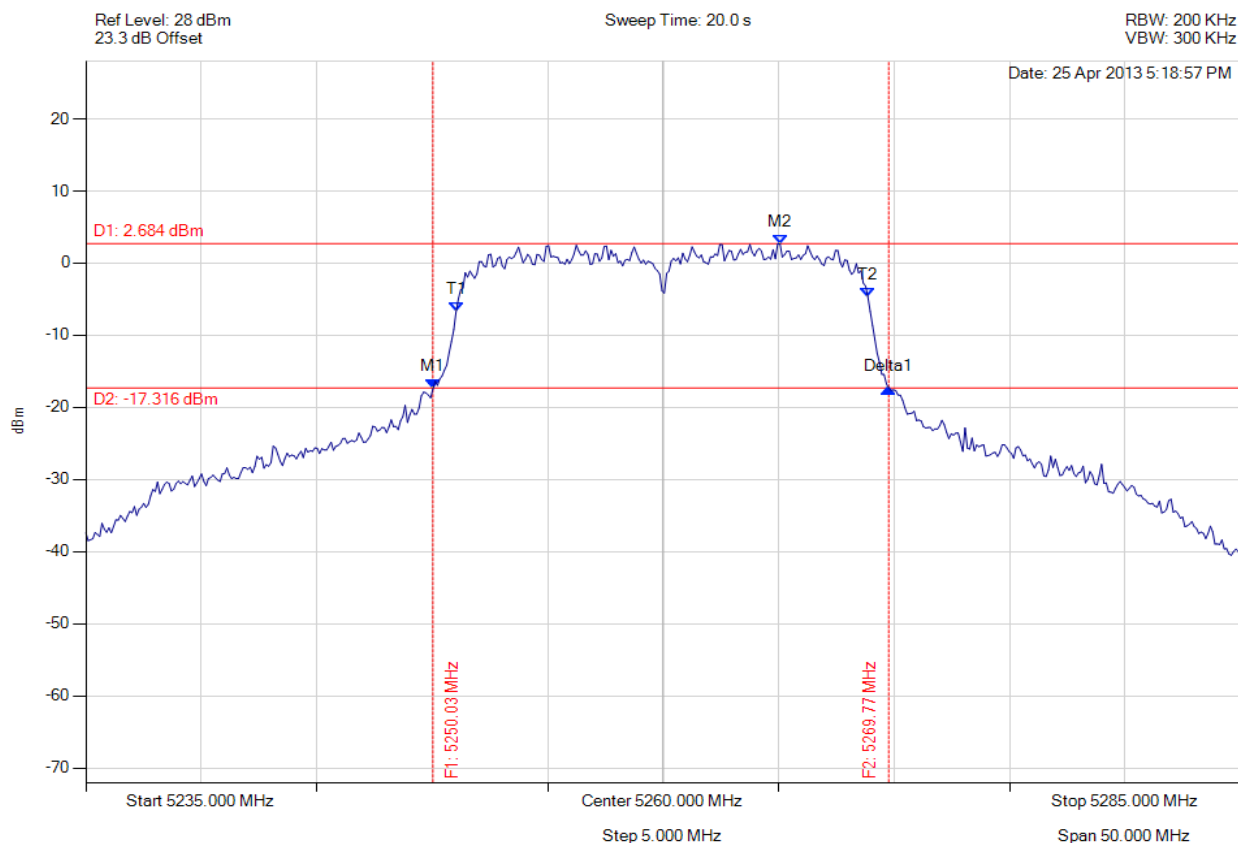


Title: Digi Connect Card for i.MX28 with Atheros AR6203
To: FCC 47 CFR Part 15.407 & IC RSS-210
Serial #: DIGI28-U3B Rev B
Issue Date: 25th April 2013
Page: 161 of 225



20 dB & 99% BANDWIDTH

Variant: 802.11n HT-20, Channel: 5260.00 MHz, Chain a, Temp: Ambient, Voltage: 5 Vdc



Analyser Setup	Marker : Frequency : Amplitude	Test Results
Detector = MAX PEAK Sweep Count = 0 RF Atten (dB) = 20 Trace Mode = VIEW	M1 : 5250.030 MHz : -17.446 dBm M2 : 5265.060 MHz : 2.684 dBm Delta1 : 19.739 MHz : 0.120 dB T1 : 5251.032 MHz : -6.745 dBm T2 : 5268.868 MHz : -4.729 dBm OBW : 17.836 MHz	Measured 26 dB Bandwidth: 19.739 MHz Measured 99% Bandwidth: 17.836 MHz

This test report may be reproduced in full only. The document may only be updated by MiCOM Labs personnel. Any changes will be noted in the Document History section of the report.

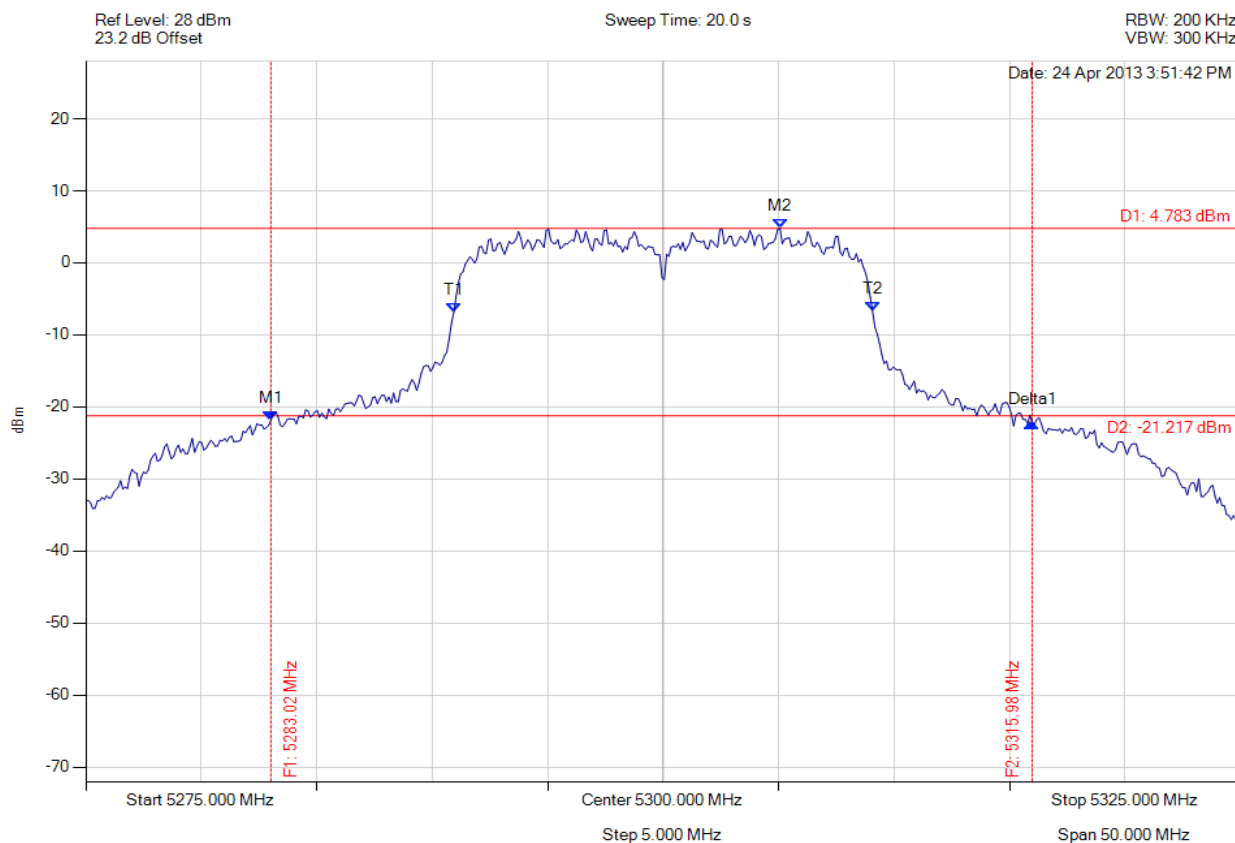


Title: Digi Connect Card for i.MX28 with Atheros AR6203
To: FCC 47 CFR Part 15.407 & IC RSS-210
Serial #: DIGI28-U3B Rev B
Issue Date: 25th April 2013
Page: 162 of 225



26 dB & 99% BANDWIDTH

Variant: 802.11n HT-20, Channel: 5300.00 MHz, Chain a, Temp: Ambient, Voltage: 5 Vdc



Analyser Setup	Marker : Frequency : Amplitude	Test Results
Detector = MAX PEAK Sweep Count = 0 RF Atten (dB) = 20 Trace Mode = VIEW	M1 : 5283.016 MHz : -21.831 dBm M2 : 5305.060 MHz : 4.783 dBm Delta1 : 32.966 MHz : -0.305 dB T1 : 5290.932 MHz : -6.879 dBm T2 : 5309.068 MHz : -6.694 dBm OBW : 18.136 MHz	Measured 26 dB Bandwidth: 32.966 MHz Measured 99% Bandwidth: 18.136 MHz

[Back to the Matrix](#)

This test report may be reproduced in full only. The document may only be updated by MiCOM Labs personnel. Any changes will be noted in the Document History section of the report.

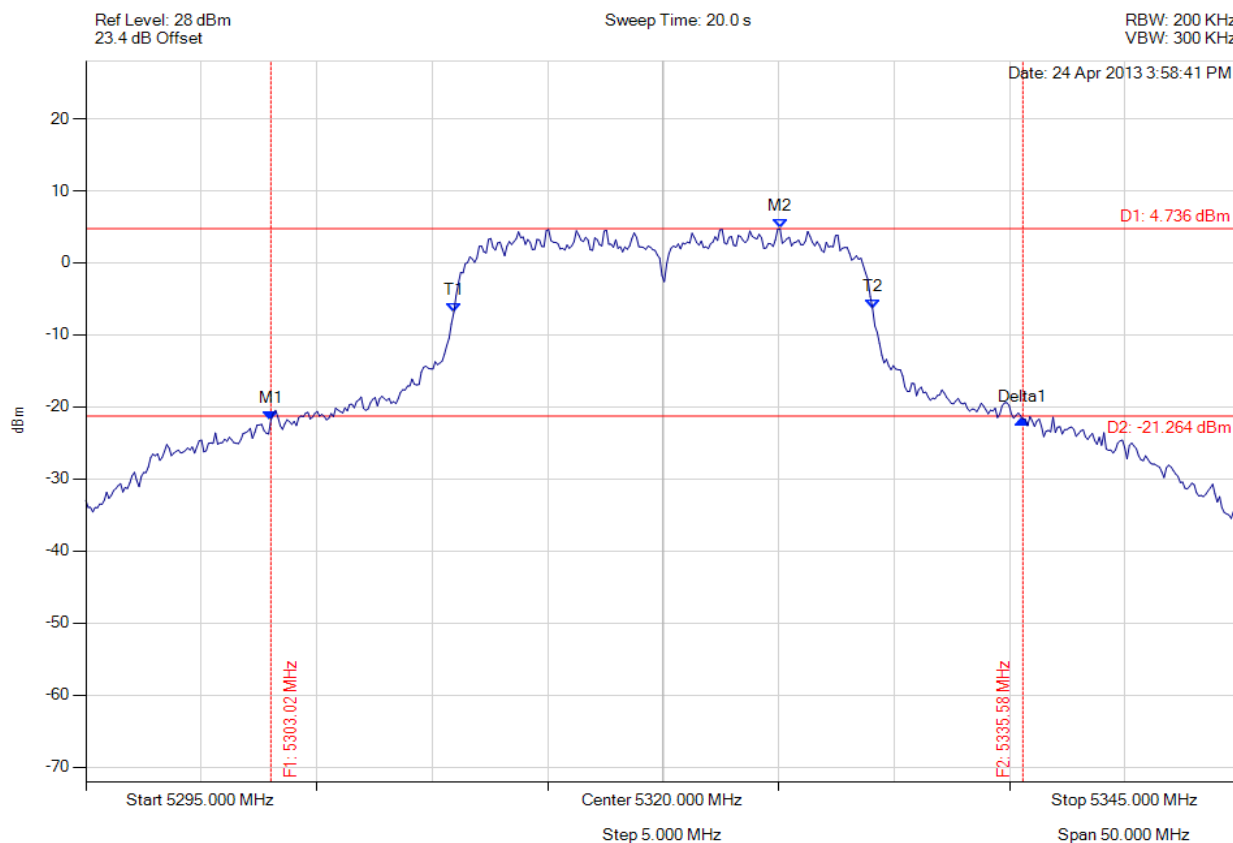


Title: Digi Connect Card for i.MX28 with Atheros AR6203
To: FCC 47 CFR Part 15.407 & IC RSS-210
Serial #: DIGI28-U3B Rev B
Issue Date: 25th April 2013
Page: 163 of 225



26 dB & 99% BANDWIDTH

Variant: 802.11n HT-20, Channel: 5320.00 MHz, Chain a, Temp: Ambient, Voltage: 5 Vdc



Analyser Setup	Marker : Frequency : Amplitude	Test Results
Detector = MAX PEAK Sweep Count = 0 RF Atten (dB) = 20 Trace Mode = VIEW	M1 : 5303.016 MHz : -21.821 dBm M2 : 5325.060 MHz : 4.736 dBm Delta1 : 32.565 MHz : 0.122 dB T1 : 5310.932 MHz : -6.913 dBm T2 : 5329.068 MHz : -6.346 dBm OBW : 18.136 MHz	Measured 26 dB Bandwidth: 32.565 MHz Measured 99% Bandwidth: 18.136 MHz

[Back to the Matrix](#)

This test report may be reproduced in full only. The document may only be updated by MiCOM Labs personnel. Any changes will be noted in the Document History section of the report.

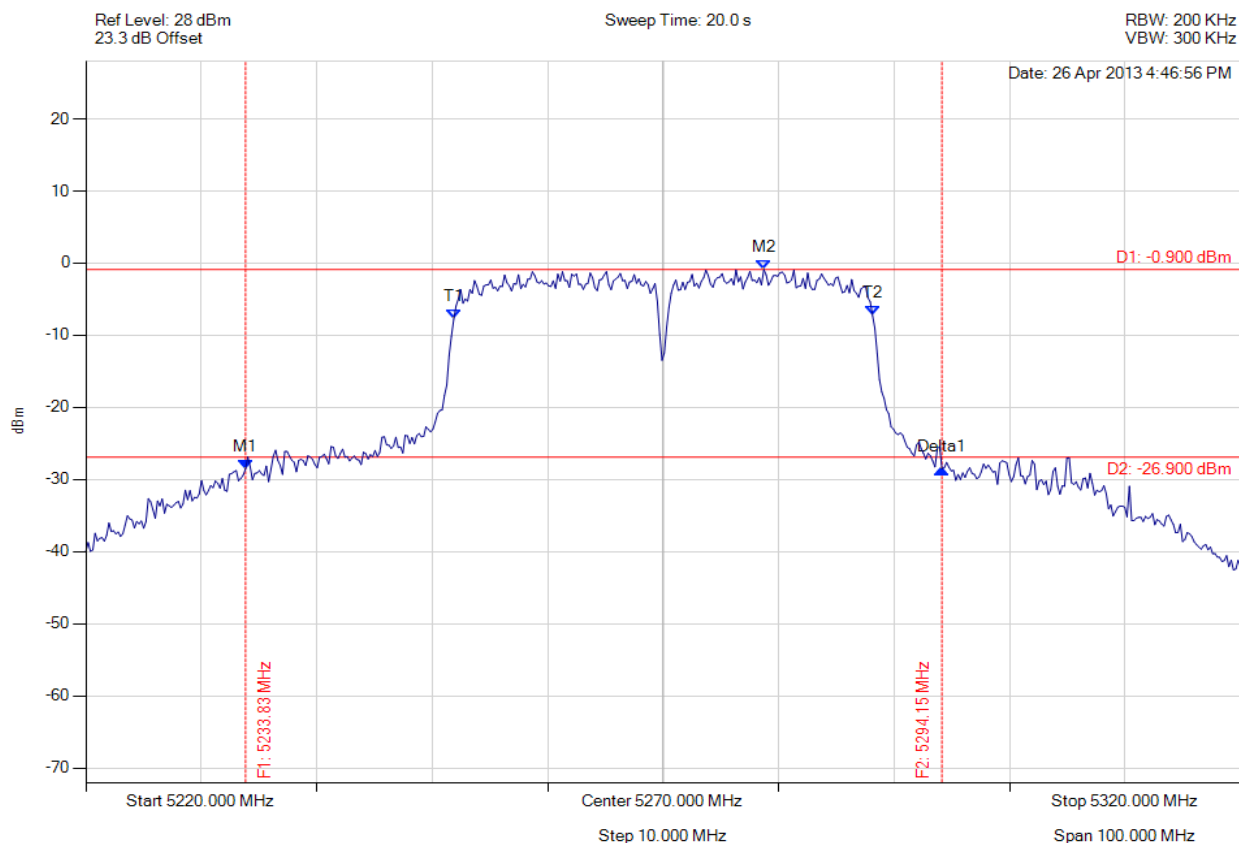


Title: Digi Connect Card for i.MX28 with Atheros AR6203
To: FCC 47 CFR Part 15.407 & IC RSS-210
Serial #: DIGI28-U3B Rev B
Issue Date: 25th April 2013
Page: 164 of 225



26 dB & 99% BANDWIDTH

Variant: 802.11n HT-40, Channel: 5270.00 MHz, Chain a, Temp: Ambient, Voltage: 5 Vdc



Analyser Setup	Marker : Frequency : Amplitude	Test Results
Detector = MAX PEAK Sweep Count = 0 RF Atten (dB) = 20 Trace Mode = VIEW	M1 : 5233.828 MHz : -28.536 dBm M2 : 5278.717 MHz : -0.900 dBm Delta1 : 60.321 MHz : -0.004 dB T1 : 5251.864 MHz : -7.753 dBm T2 : 5288.136 MHz : -7.261 dBm OBW : 36.273 MHz	Measured 26 dB Bandwidth: 60.321 MHz Measured 99% Bandwidth: 36.273 MHz

[Back to the Matrix](#)

This test report may be reproduced in full only. The document may only be updated by MiCOM Labs personnel. Any changes will be noted in the Document History section of the report.

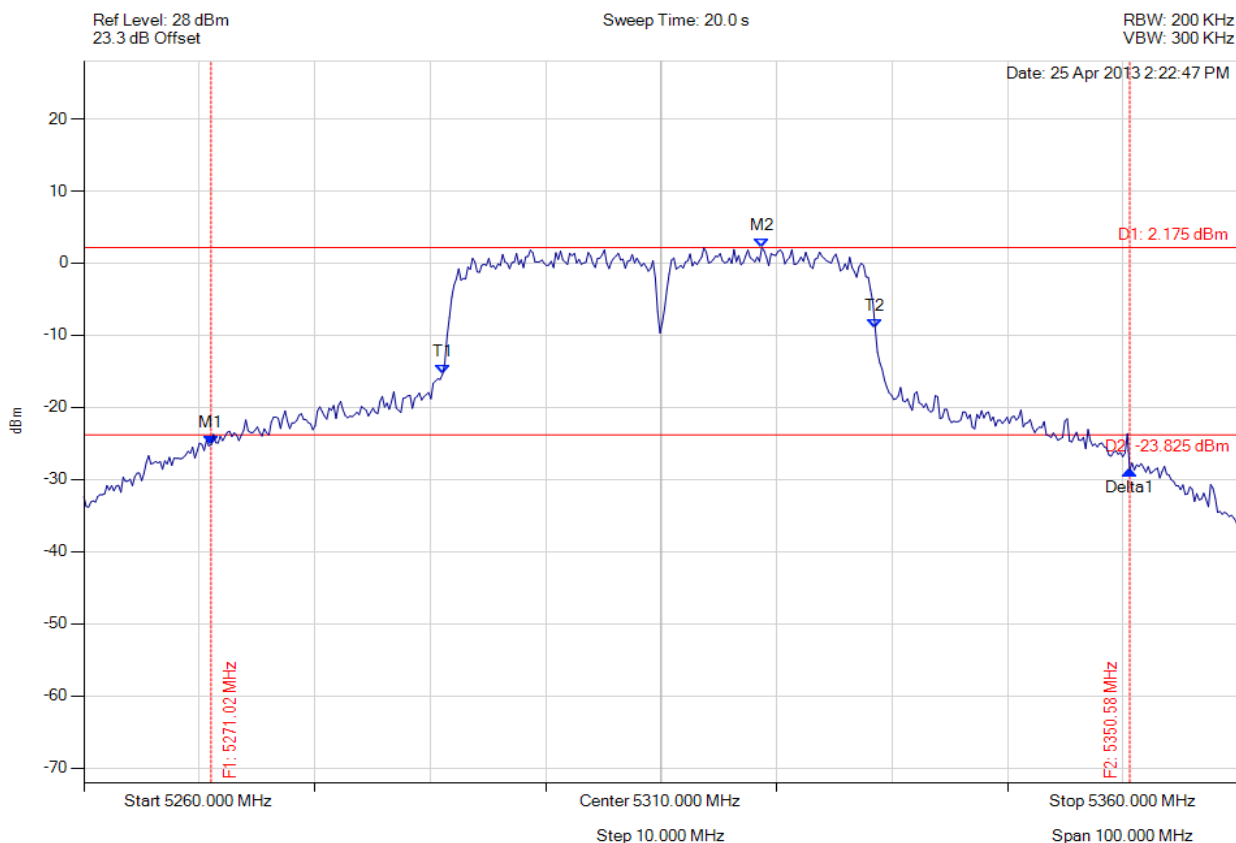


Title: Digi Connect Card for i.MX28 with Atheros AR6203
To: FCC 47 CFR Part 15.407 & IC RSS-210
Serial #: DIGI28-U3B Rev B
Issue Date: 25th April 2013
Page: 165 of 225



26 dB & 99% BANDWIDTH

Variant: 802.11n HT-40, Channel: 5310.00 MHz, Chain a, Temp: Ambient, Voltage: 5 Vdc



Analyser Setup	Marker : Frequency : Amplitude	Test Results
Detector = MAX PEAK Sweep Count = 0 RF Atten (dB) = 20 Trace Mode = VIEW	M1 : 5271.022 MHz : -25.178 dBm M2 : 5318.717 MHz : 2.175 dBm Delta1 : 79.559 MHz : -3.512 dB T1 : 5291.062 MHz : -15.433 dBm T2 : 5328.537 MHz : -9.020 dBm OBW : 37.475 MHz	Measured 26 dB Bandwidth: 79.559 MHz Measured 99% Bandwidth: 37.475 MHz

[Back to the Matrix](#)

This test report may be reproduced in full only. The document may only be updated by MiCOM Labs personnel. Any changes will be noted in the Document History section of the report.

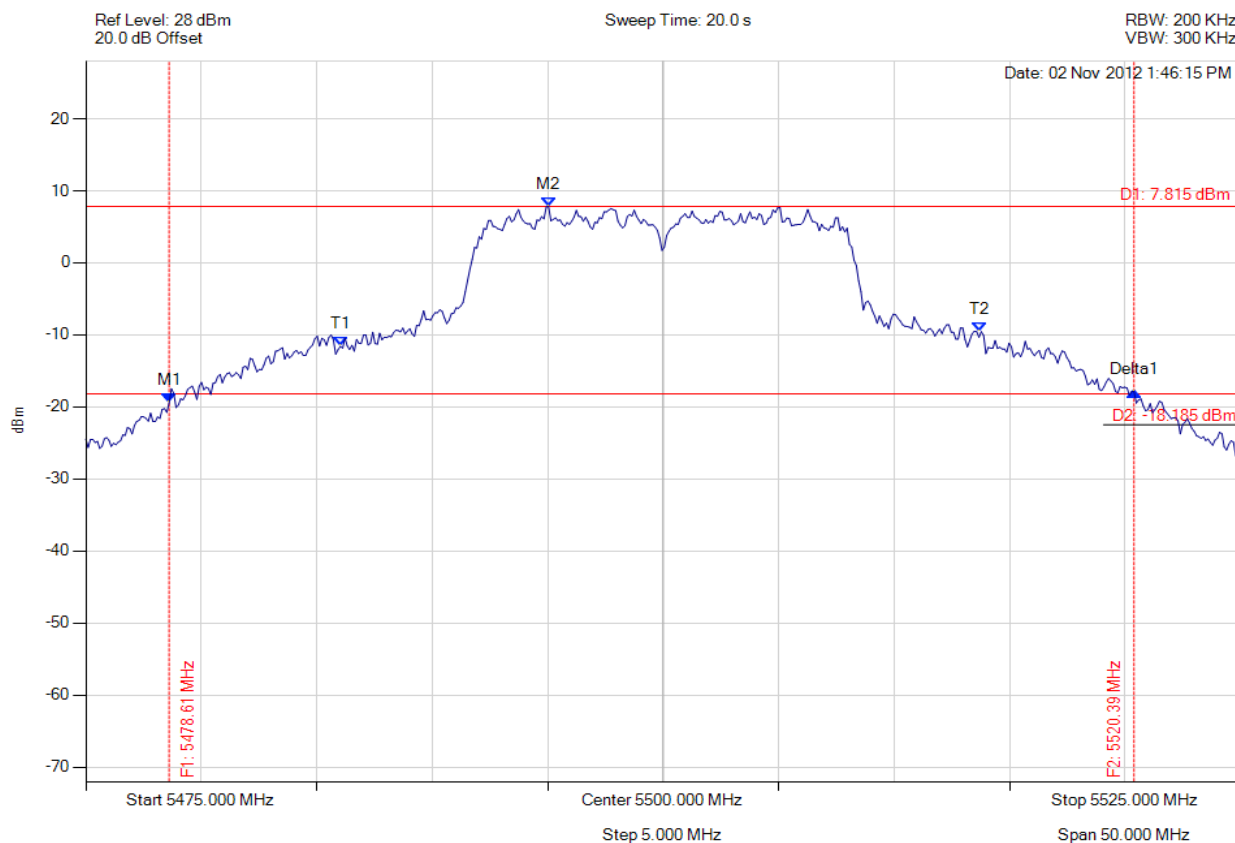


Title: Digi Connect Card for i.MX28 with Atheros AR6203
To: FCC 47 CFR Part 15.407 & IC RSS-210
Serial #: DIGI28-U3B Rev B
Issue Date: 25th April 2013
Page: 166 of 225



26 dB 99%

Variant: 802.11a, Channel: 5500.00 MHz, Chain a, Temp: Ambient, Voltage: 5.00V



Analyser Setup	Marker : Frequency : Amplitude	Test Results
Detector = MAX PEAK Sweep Count = 0 RF Atten (dB) = 20 Trace Mode = VIEW	M1 : 5478.607 MHz : -19.435 dBm M2 : 5495.040 MHz : 7.815 dBm Delta1 : 41.784 MHz : 1.544 dB T1 : 5486.022 MHz : -11.605 dBm T2 : 5513.677 MHz : -9.551 dBm OBW : 27.756 MHz	Measured 26 dB Bandwidth: 41.784 MHz Measured 99% Bandwidth: 27.756 MHz

[Back to the Matrix](#)

This test report may be reproduced in full only. The document may only be updated by MiCOM Labs personnel. Any changes will be noted in the Document History section of the report.

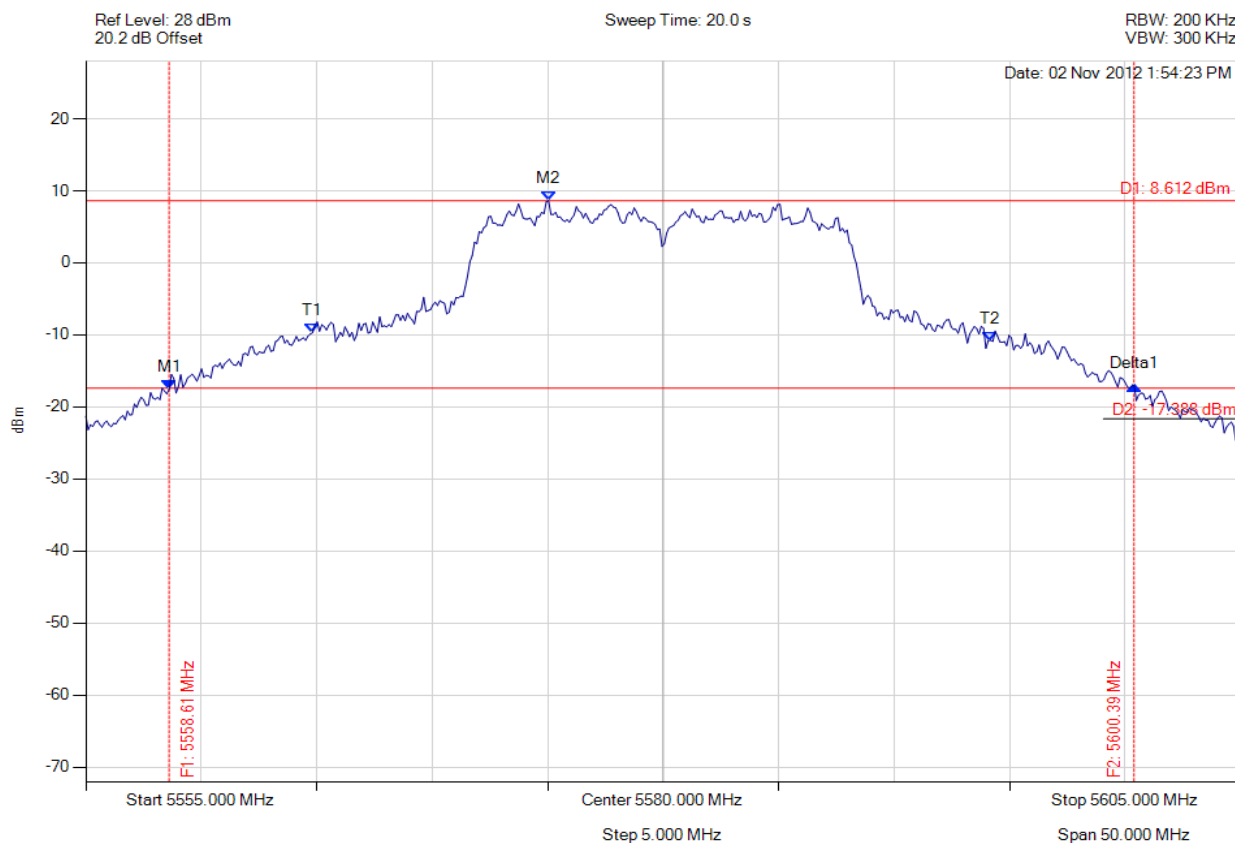


Title: Digi Connect Card for i.MX28 with Atheros AR6203
To: FCC 47 CFR Part 15.407 & IC RSS-210
Serial #: DIGI28-U3B Rev B
Issue Date: 25th April 2013
Page: 167 of 225



26 dB 99%

Variant: 802.11a, Channel: 5580.00 MHz, Chain a, Temp: Ambient, Voltage: 5.00V



Analyser Setup	Marker : Frequency : Amplitude	Test Results
Detector = MAX PEAK Sweep Count = 0 RF Atten (dB) = 20 Trace Mode = VIEW	M1 : 5558.607 MHz : -17.568 dBm M2 : 5575.040 MHz : 8.612 dBm Delta1 : 41.784 MHz : 0.590 dB T1 : 5564.820 MHz : -9.700 dBm T2 : 5594.178 MHz : -10.895 dBm OBW : 29.459 MHz	Measured 26 dB Bandwidth: 41.784 MHz Measured 99% Bandwidth: 29.459 MHz

[Back to the Matrix](#)

This test report may be reproduced in full only. The document may only be updated by MiCOM Labs personnel. Any changes will be noted in the Document History section of the report.

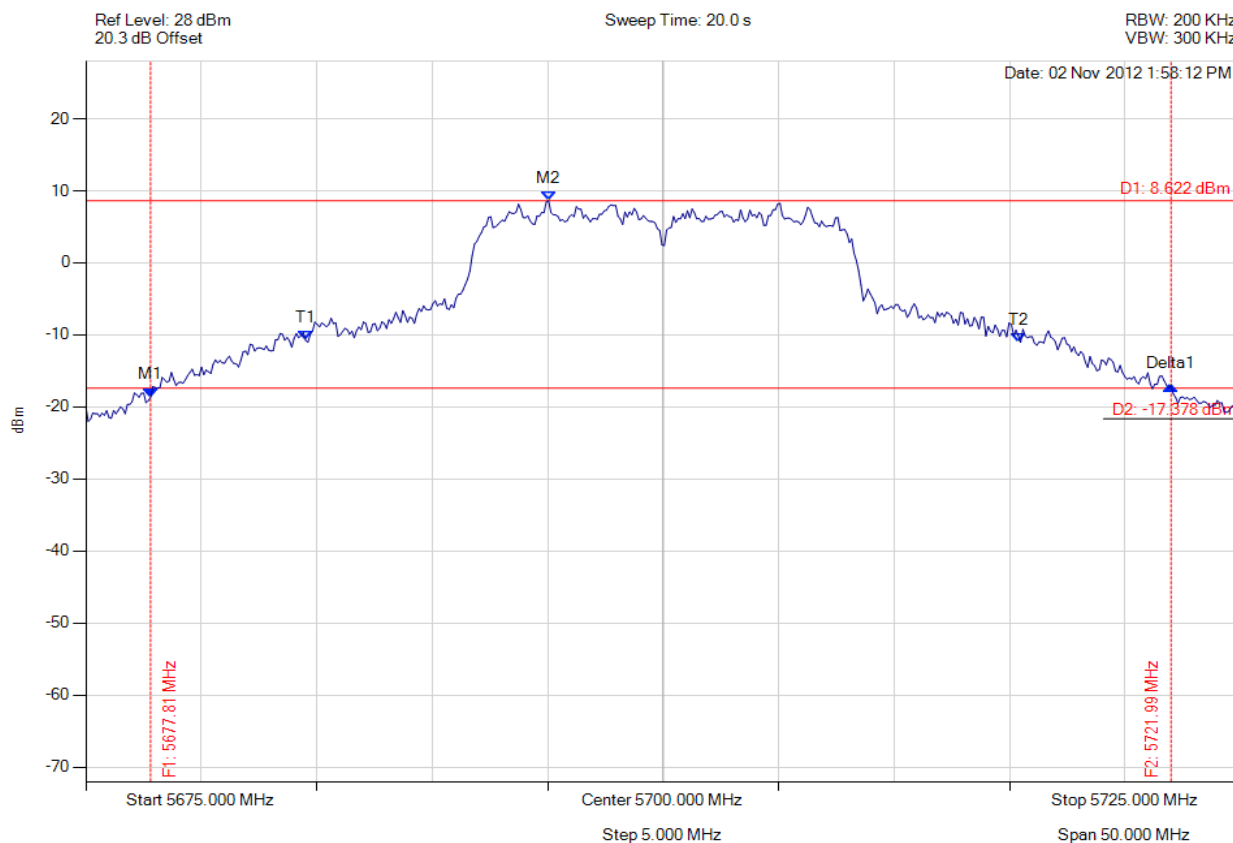


Title: Digi Connect Card for i.MX28 with Atheros AR6203
To: FCC 47 CFR Part 15.407 & IC RSS-210
Serial #: DIGI28-U3B Rev B
Issue Date: 25th April 2013
Page: 168 of 225



26 dB 99%

Variant: 802.11a, Channel: 5700.00 MHz, Chain a, Temp: Ambient, Voltage: 5.00V



Analyser Setup	Marker : Frequency : Amplitude	Test Results
Detector = MAX PEAK Sweep Count = 0 RF Atten (dB) = 20 Trace Mode = VIEW	M1 : 5677.806 MHz : -18.640 dBm M2 : 5695.040 MHz : 8.622 dBm Delta1 : 44.188 MHz : 1.560 dB T1 : 5684.519 MHz : -10.779 dBm T2 : 5715.381 MHz : -11.032 dBm OBW : 30.962 MHz	Measured 26 dB Bandwidth: 44.188 MHz Measured 99% Bandwidth: 30.962 MHz

[Back to the Matrix](#)

This test report may be reproduced in full only. The document may only be updated by MiCOM Labs personnel. Any changes will be noted in the Document History section of the report.

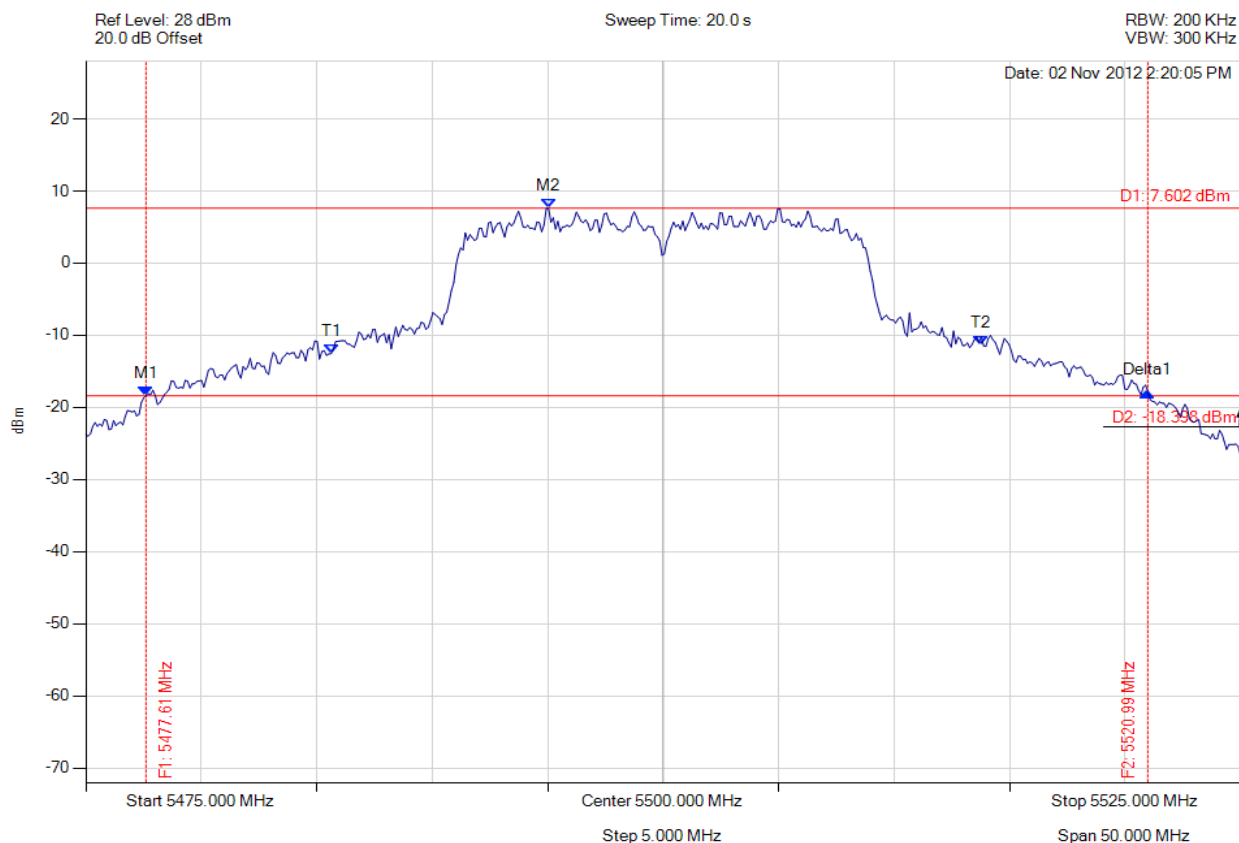


Title: Digi Connect Card for i.MX28 with Atheros AR6203
To: FCC 47 CFR Part 15.407 & IC RSS-210
Serial #: DIGI28-U3B Rev B
Issue Date: 25th April 2013
Page: 169 of 225



26 dB 99%

Variant: 802.11n HT-20, Channel: 5500.00 MHz, Chain a, Temp: Ambient, Voltage: 5.00V



Analyser Setup	Marker : Frequency : Amplitude	Test Results
Detector = MAX PEAK Sweep Count = 0 RF Atten (dB) = 20 Trace Mode = VIEW	M1 : 5477.605 MHz : -18.416 dBm M2 : 5495.040 MHz : 7.602 dBm Delta1 : 43.387 MHz : 0.549 dB T1 : 5485.621 MHz : -12.547 dBm T2 : 5513.778 MHz : -11.451 dBm OBW : 28.257 MHz	Measured 26 dB Bandwidth: 43.387 MHz Measured 99% Bandwidth: 28.257 MHz

[Back to the Matrix](#)

This test report may be reproduced in full only. The document may only be updated by MiCOM Labs personnel. Any changes will be noted in the Document History section of the report.

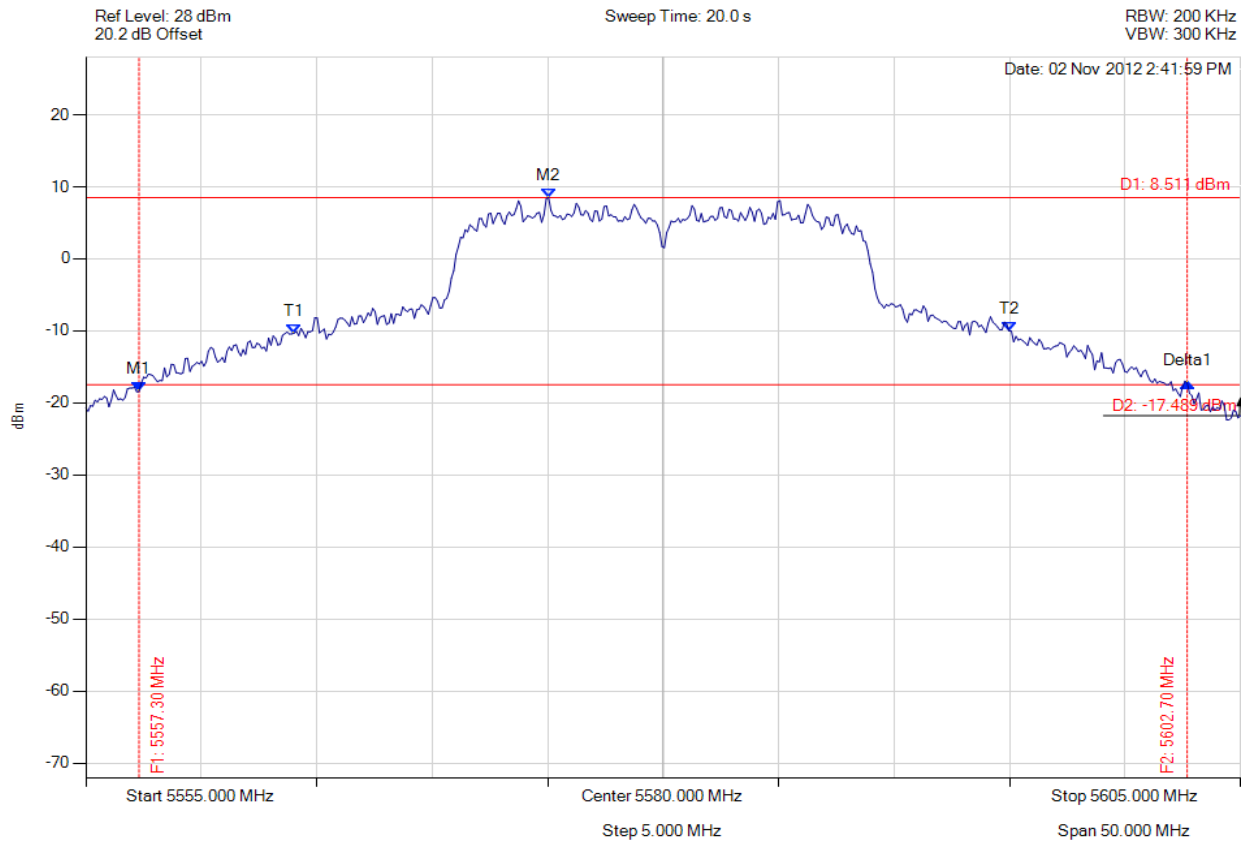


Title: Digi Connect Card for i.MX28 with Atheros AR6203
To: FCC 47 CFR Part 15.407 & IC RSS-210
Serial #: DIGI28-U3B Rev B
Issue Date: 25th April 2013
Page: 170 of 225



26 dB 99%

Variant: 802.11n HT-20, Channel: 5580.00 MHz, Chain a, Temp: Ambient, Voltage: 5.00V



Analyser Setup	Marker : Frequency : Amplitude	Test Results
Detector = MAX PEAK Sweep Count = 0 RF Atten (dB) = 20 Trace Mode = VIEW	M1 : 5557.305 MHz : -18.416 dBm M2 : 5575.040 MHz : 8.511 dBm Delta1 : 45.391 MHz : 1.173 dB T1 : 5564.018 MHz : -10.322 dBm T2 : 5594.980 MHz : -10.023 dBm OBW : 31.062 MHz	Measured 26 dB Bandwidth: 45.391 MHz Measured 99% Bandwidth: 31.062 MHz

[Back to the Matrix](#)

This test report may be reproduced in full only. The document may only be updated by MiCOM Labs personnel. Any changes will be noted in the Document History section of the report.

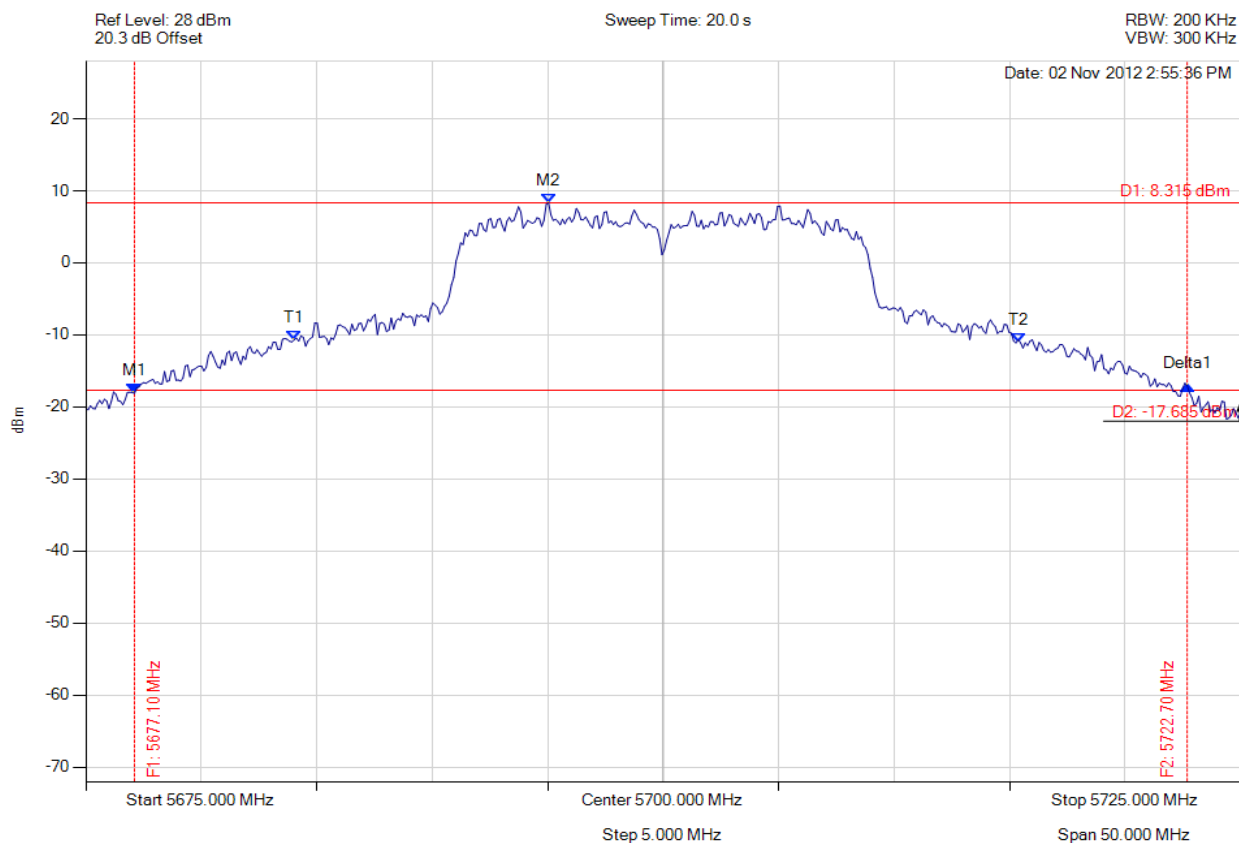


Title: Digi Connect Card for i.MX28 with Atheros AR6203
To: FCC 47 CFR Part 15.407 & IC RSS-210
Serial #: DIGI28-U3B Rev B
Issue Date: 25th April 2013
Page: 171 of 225



26 dB 99%

Variant: 802.11n HT-20, Channel: 5700.00 MHz, Chain a, Temp: Ambient, Voltage: 5.00V



Analyser Setup	Marker : Frequency : Amplitude	Test Results
Detector = MAX PEAK Sweep Count = 0 RF Atten (dB) = 20 Trace Mode = VIEW	M1 : 5677.104 MHz : -18.119 dBm M2 : 5695.040 MHz : 8.315 dBm Delta1 : 45.591 MHz : 1.068 dB T1 : 5684.018 MHz : -10.712 dBm T2 : 5715.381 MHz : -11.099 dBm OBW : 31.463 MHz	Measured 26 dB Bandwidth: 45.591 MHz Measured 99% Bandwidth: 31.463 MHz

[Back to the Matrix](#)

This test report may be reproduced in full only. The document may only be updated by MiCOM Labs personnel. Any changes will be noted in the Document History section of the report.

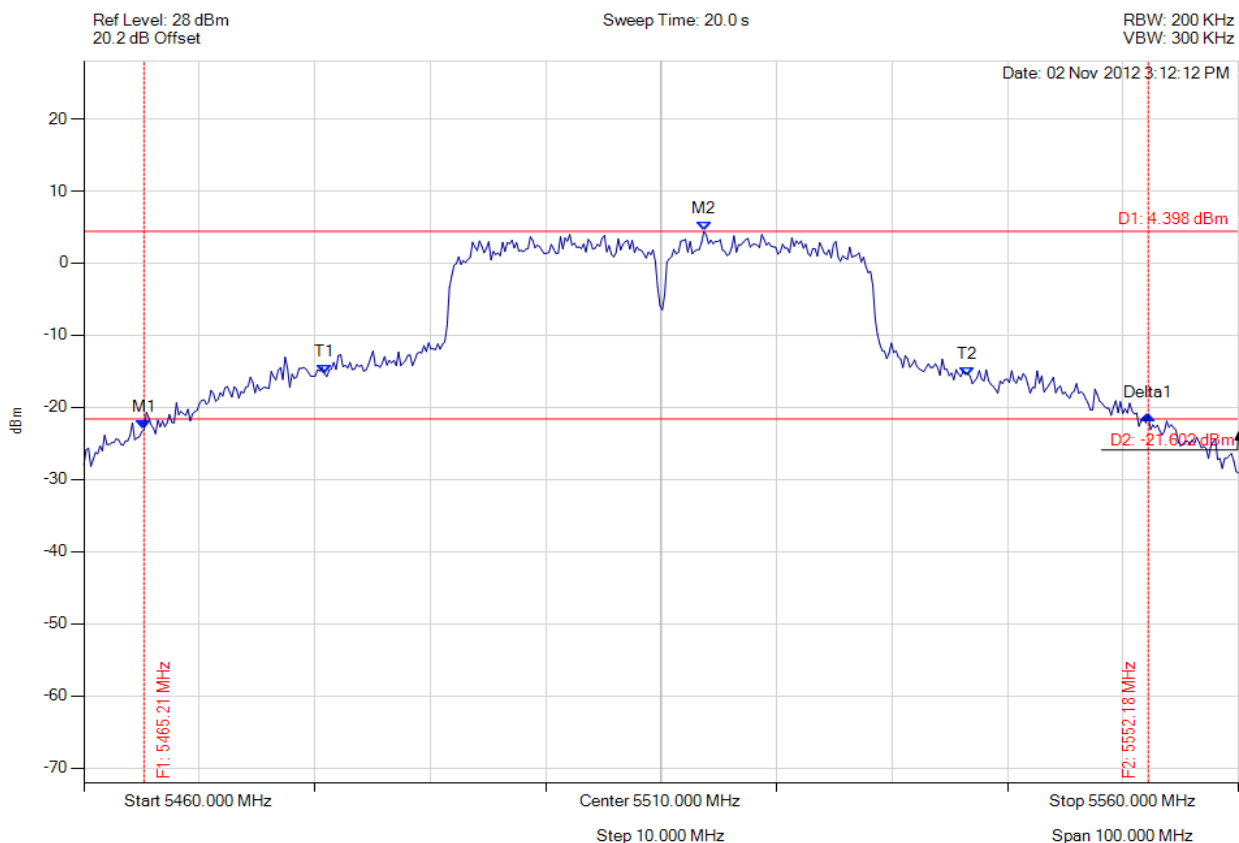


Title: Digi Connect Card for i.MX28 with Atheros AR6203
To: FCC 47 CFR Part 15.407 & IC RSS-210
Serial #: DIGI28-U3B Rev B
Issue Date: 25th April 2013
Page: 172 of 225



26 dB 99%

Variant: 802.11n HT-40, Channel: 5510.00 MHz, Chain a, Temp: Ambient, Voltage: 5.00V



Analyser Setup	Marker : Frequency : Amplitude	Test Results
Detector = MAX PEAK Sweep Count = 0 RF Atten (dB) = 20 Trace Mode = VIEW	M1 : 5465.210 MHz : -23.106 dBm M2 : 5513.707 MHz : 4.398 dBm Delta1 : 86.974 MHz : 2.085 dB T1 : 5480.842 MHz : -15.315 dBm T2 : 5536.553 MHz : -15.648 dBm OBW : 55.912 MHz	Measured 26 dB Bandwidth: 86.974 MHz Measured 99% Bandwidth: 55.912 MHz

[Back to the Matrix](#)

This test report may be reproduced in full only. The document may only be updated by MiCOM Labs personnel. Any changes will be noted in the Document History section of the report.

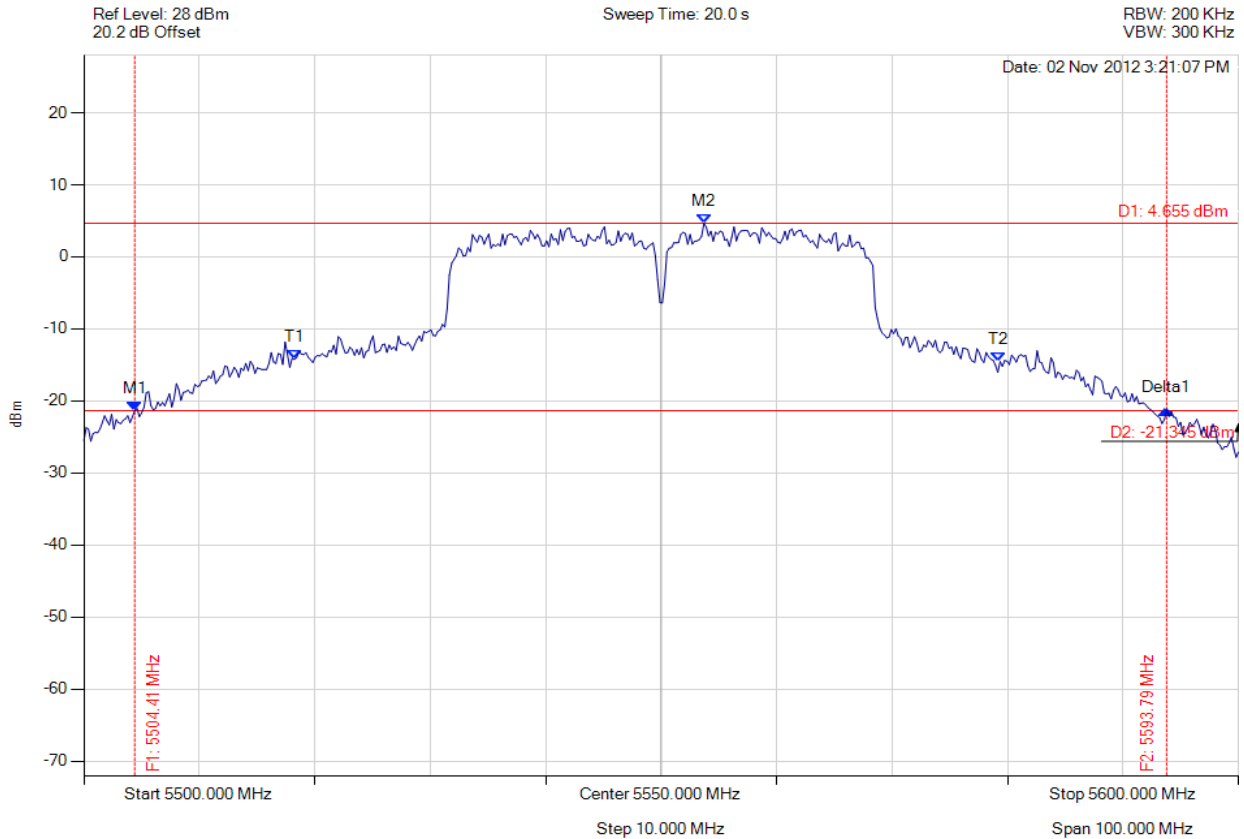


Title: Digi Connect Card for i.MX28 with Atheros AR6203
To: FCC 47 CFR Part 15.407 & IC RSS-210
Serial #: DIGI28-U3B Rev B
Issue Date: 25th April 2013
Page: 173 of 225



26 dB 99%

Variant: 802.11n HT-40, Channel: 5550.00 MHz, Chain a, Temp: Ambient, Voltage: 5.00V



Analyser Setup	Marker : Frequency : Amplitude	Test Results
Detector = MAX PEAK Sweep Count = 0 RF Atten (dB) = 20 Trace Mode = VIEW	M1 : 5504.409 MHz : -21.385 dBm M2 : 5553.707 MHz : 4.655 dBm Delta1 : 89.379 MHz : 0.116 dB T1 : 5518.236 MHz : -14.233 dBm T2 : 5579.158 MHz : -14.544 dBm OBW : 61.122 MHz	Measured 26 dB Bandwidth: 89.379 MHz Measured 99% Bandwidth: 61.122 MHz

[Back to the Matrix](#)

This test report may be reproduced in full only. The document may only be updated by MiCOM Labs personnel. Any changes will be noted in the Document History section of the report.

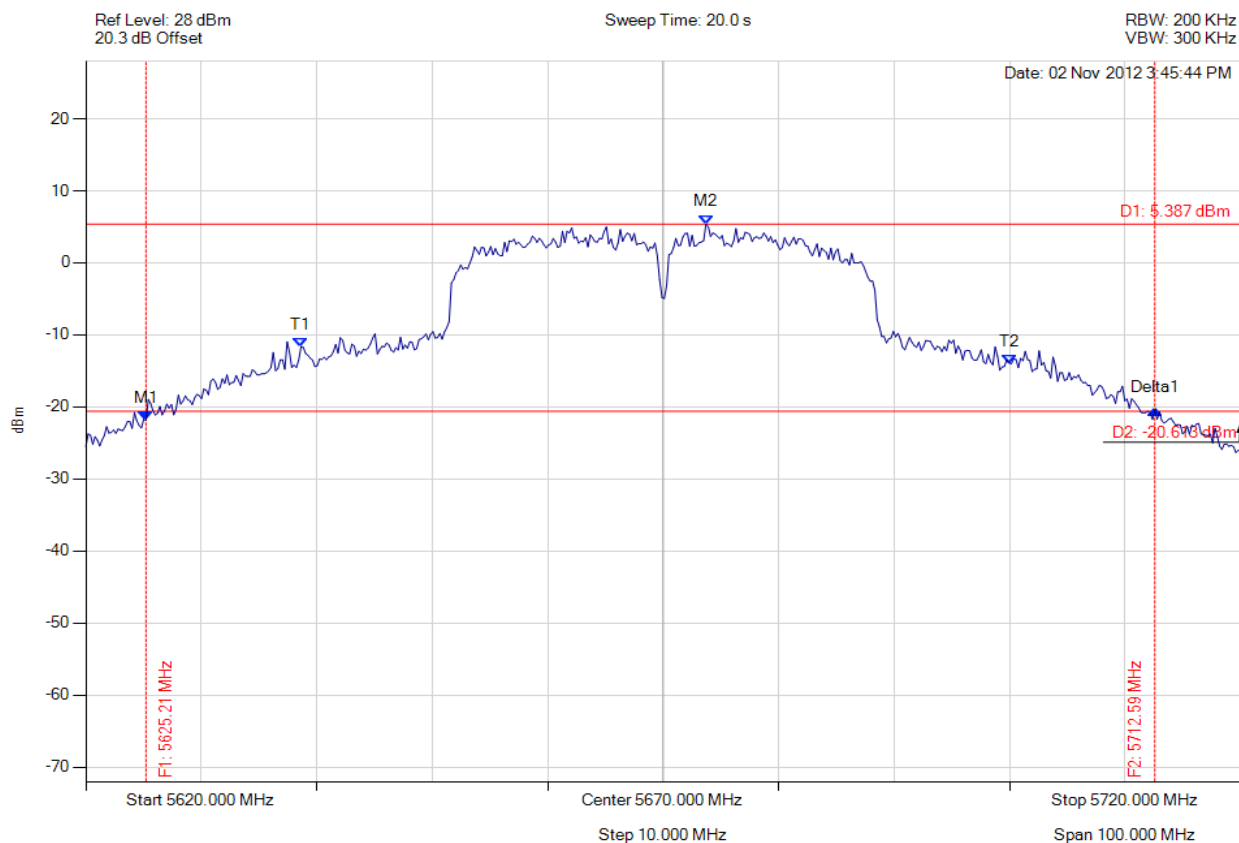


Title: Digi Connect Card for i.MX28 with Atheros AR6203
To: FCC 47 CFR Part 15.407 & IC RSS-210
Serial #: DIGI28-U3B Rev B
Issue Date: 25th April 2013
Page: 174 of 225



26 dB 99%

Variant: 802.11n HT-40, Channel: 5670.00 MHz, Chain a, Temp: Ambient, Voltage: 5.00V



Analyser Setup	Marker : Frequency : Amplitude	Test Results
Detector = MAX PEAK Sweep Count = 0 RF Atten (dB) = 20 Trace Mode = VIEW	M1 : 5625.210 MHz : -21.841 dBm M2 : 5673.707 MHz : 5.387 dBm Delta1 : 87.375 MHz : 1.470 dB T1 : 5638.637 MHz : -11.640 dBm T2 : 5699.960 MHz : -14.009 dBm OBW : 61.523 MHz	Measured 26 dB Bandwidth: 87.375 MHz Measured 99% Bandwidth: 61.523 MHz

[Back to the Matrix](#)

This test report may be reproduced in full only. The document may only be updated by MiCOM Labs personnel. Any changes will be noted in the Document History section of the report.



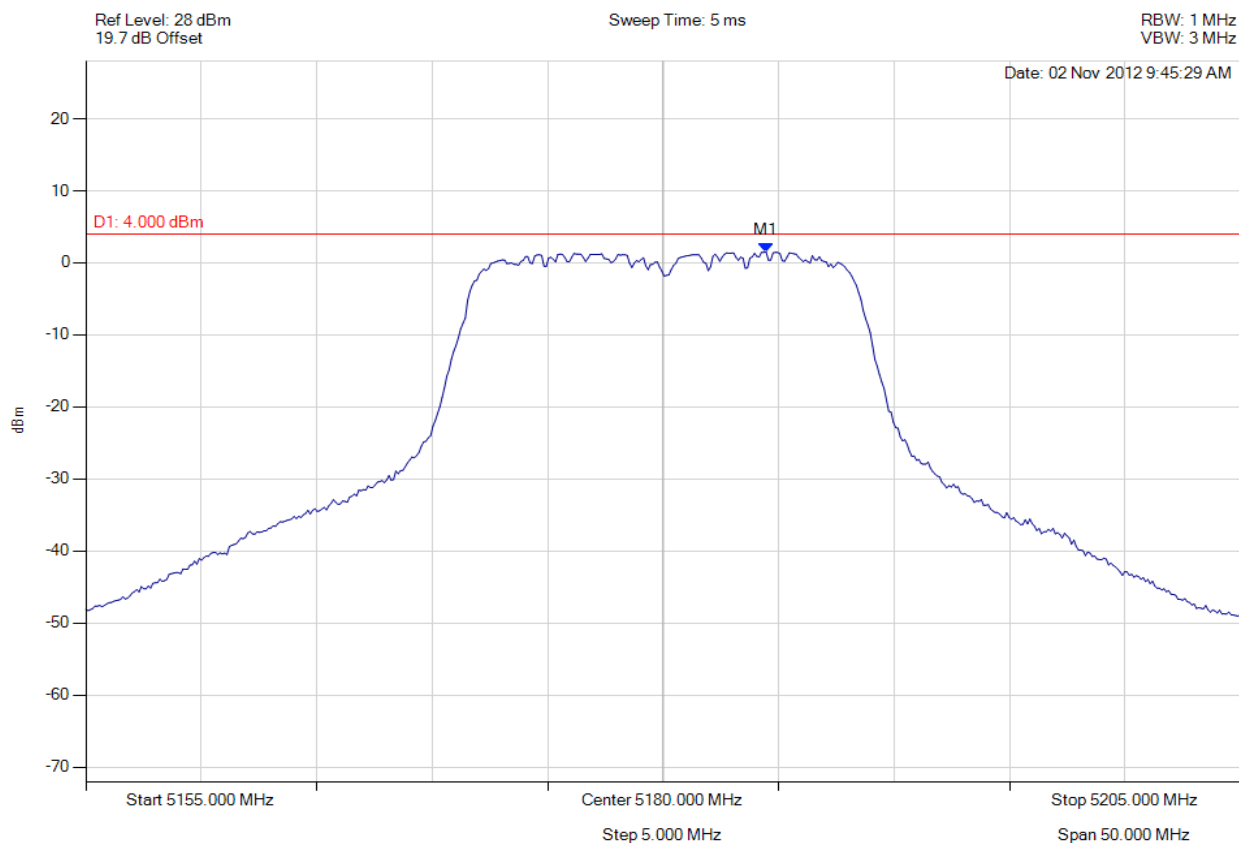
Title: Digi Connect Card for i.MX28 with Atheros AR6203
To: FCC 47 CFR Part 15.407 & IC RSS-210
Serial #: DIGI28-U3B Rev B
Issue Date: 25th April 2013
Page: 175 of 225

A.1.2. Peak Power Spectral Density



power density

Variant: 802.11a, Channel: 5180.00 MHz, Chain a, Temp: Ambient, Voltage: 5.00V



Analyser Setup	Marker : Frequency : Amplitude	Test Results
Detector = RMS Sweep Count = 100 RF Atten (dB) = 20 Trace Mode = VIEW	M1 : 5184.459 MHz : 1.494 dBm	Limit: 8.000 dBm Margin: -6.51 dB

[Back to the Matrix](#)

This test report may be reproduced in full only. The document may only be updated by MiCOM Labs personnel. Any changes will be noted in the Document History section of the report.

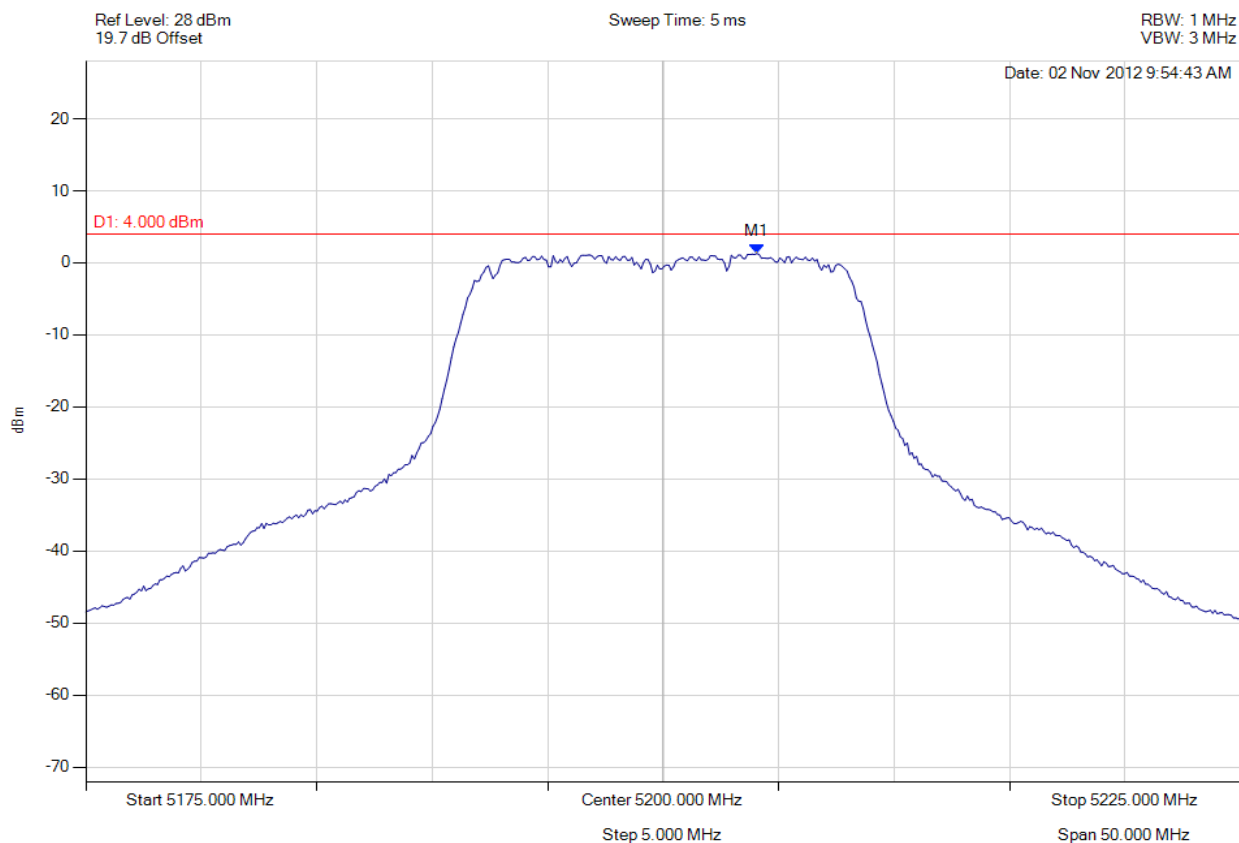


Title: Digi Connect Card for i.MX28 with Atheros AR6203
To: FCC 47 CFR Part 15.407 & IC RSS-210
Serial #: DIGI28-U3B Rev B
Issue Date: 25th April 2013
Page: 176 of 225



power density

Variant: 802.11a, Channel: 5200.00 MHz, Chain a, Temp: Ambient, Voltage: 5.00V



Analyser Setup	Marker : Frequency : Amplitude	Test Results
Detector = RMS Sweep Count = 100 RF Atten (dB) = 20 Trace Mode = VIEW	M1 : 5204.058 MHz : 1.292 dBm	Limit: 8.000 dBm Margin: -6.71 dB

[Back to the Matrix](#)

This test report may be reproduced in full only. The document may only be updated by MiCOM Labs personnel. Any changes will be noted in the Document History section of the report.

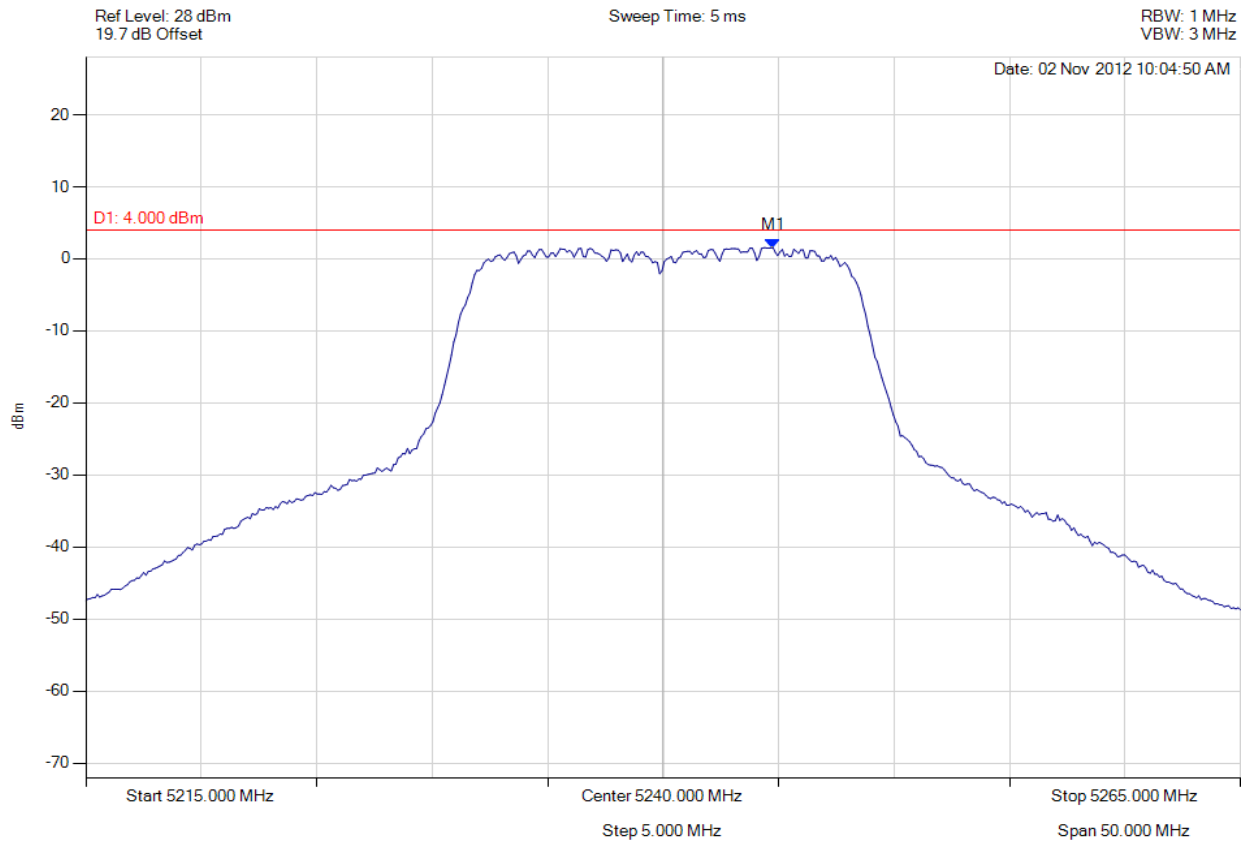


Title: Digi Connect Card for i.MX28 with Atheros AR6203
To: FCC 47 CFR Part 15.407 & IC RSS-210
Serial #: DIGI28-U3B Rev B
Issue Date: 25th April 2013
Page: 177 of 225



power density

Variant: 802.11a, Channel: 5240.00 MHz, Chain a, Temp: Ambient, Voltage: 5.00V



Analyser Setup	Marker : Frequency : Amplitude	Test Results
Detector = RMS Sweep Count = 100 RF Atten (dB) = 20 Trace Mode = VIEW	M1 : 5244.760 MHz : 1.552 dBm	Limit: 8.000 dBm Margin: -6.45 dB

[Back to the Matrix](#)

This test report may be reproduced in full only. The document may only be updated by MiCOM Labs personnel. Any changes will be noted in the Document History section of the report.

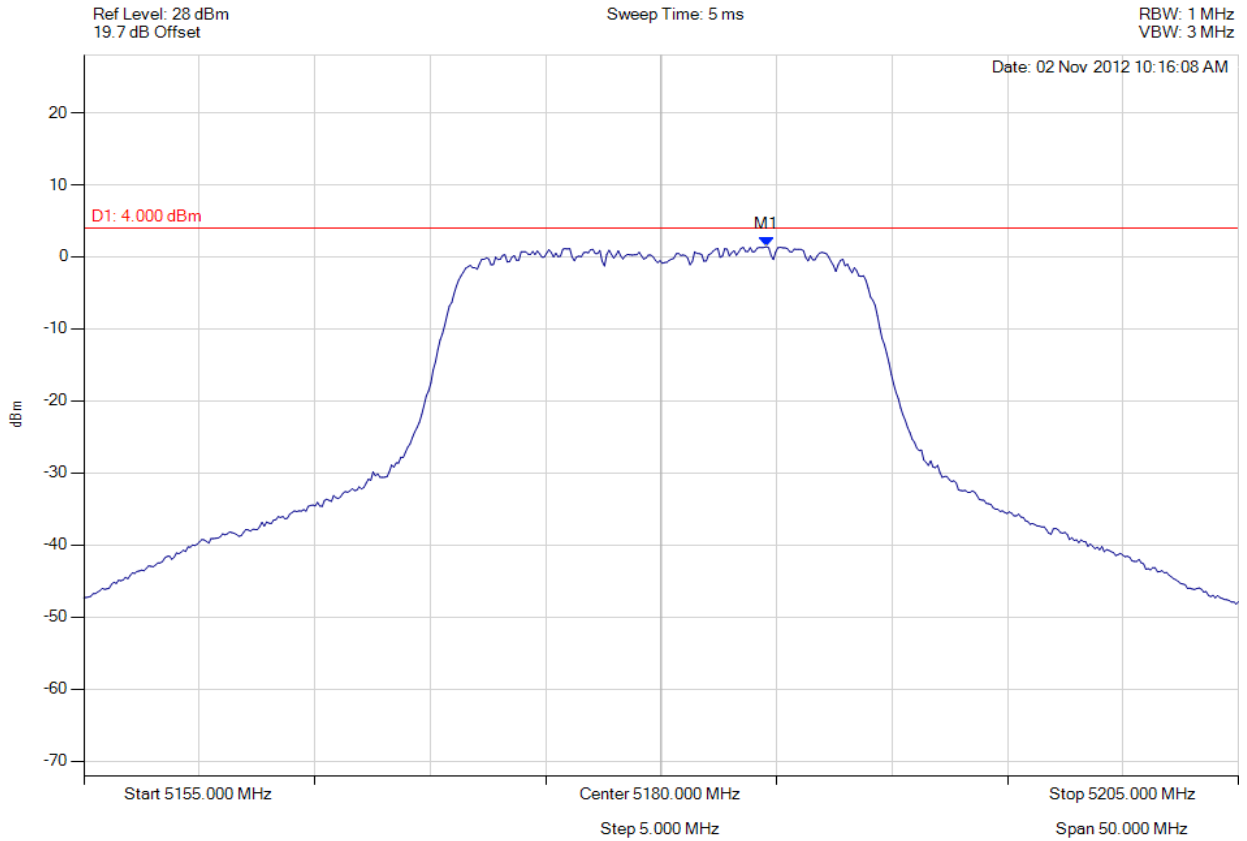


Title: Digi Connect Card for i.MX28 with Atheros AR6203
To: FCC 47 CFR Part 15.407 & IC RSS-210
Serial #: DIGI28-U3B Rev B
Issue Date: 25th April 2013
Page: 178 of 225



power density

Variant: 802.11n HT-20, Channel: 5180.00 MHz, Chain a, Temp: Ambient, Voltage: 5.00V



Analyser Setup	Marker : Frequency : Amplitude	Test Results
Detector = RMS Sweep Count = 100 RF Atten (dB) = 20 Trace Mode = VIEW	M1 : 5184.559 MHz : 1.409 dBm	Limit: 8.000 dBm Margin: -6.59 dB

[Back to the Matrix](#)

This test report may be reproduced in full only. The document may only be updated by MiCOM Labs personnel. Any changes will be noted in the Document History section of the report.

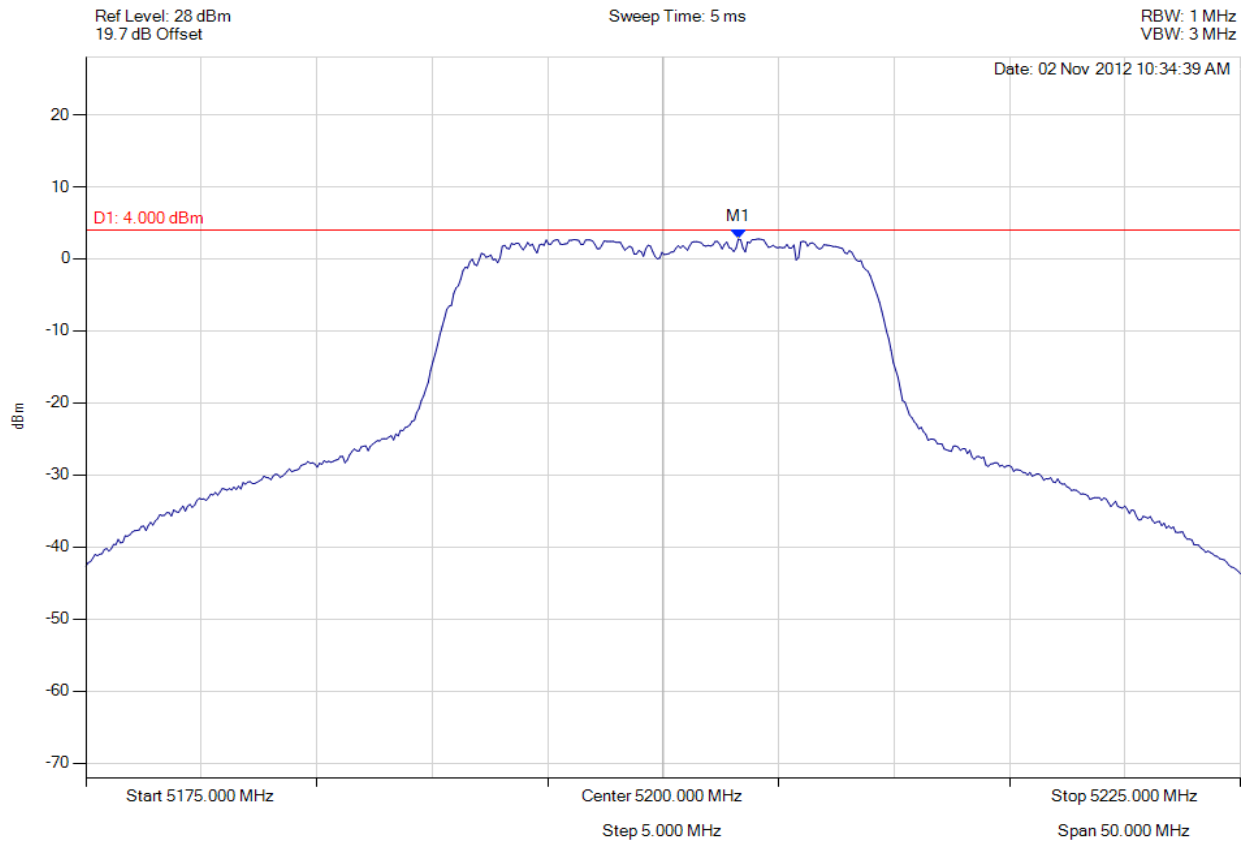


Title: Digi Connect Card for i.MX28 with Atheros AR6203
To: FCC 47 CFR Part 15.407 & IC RSS-210
Serial #: DIGI28-U3B Rev B
Issue Date: 25th April 2013
Page: 179 of 225



power density

Variant: 802.11n HT-20, Channel: 5200.00 MHz, Chain a, Temp: Ambient, Voltage: 5.00V



Analyser Setup	Marker : Frequency : Amplitude	Test Results
Detector = RMS Sweep Count = 100 RF Atten (dB) = 20 Trace Mode = VIEW	M1 : 5203.257 MHz : 2.751 dBm	Limit: 8.000 dBm Margin: -5.25 dB

[Back to the Matrix](#)

This test report may be reproduced in full only. The document may only be updated by MiCOM Labs personnel. Any changes will be noted in the Document History section of the report.

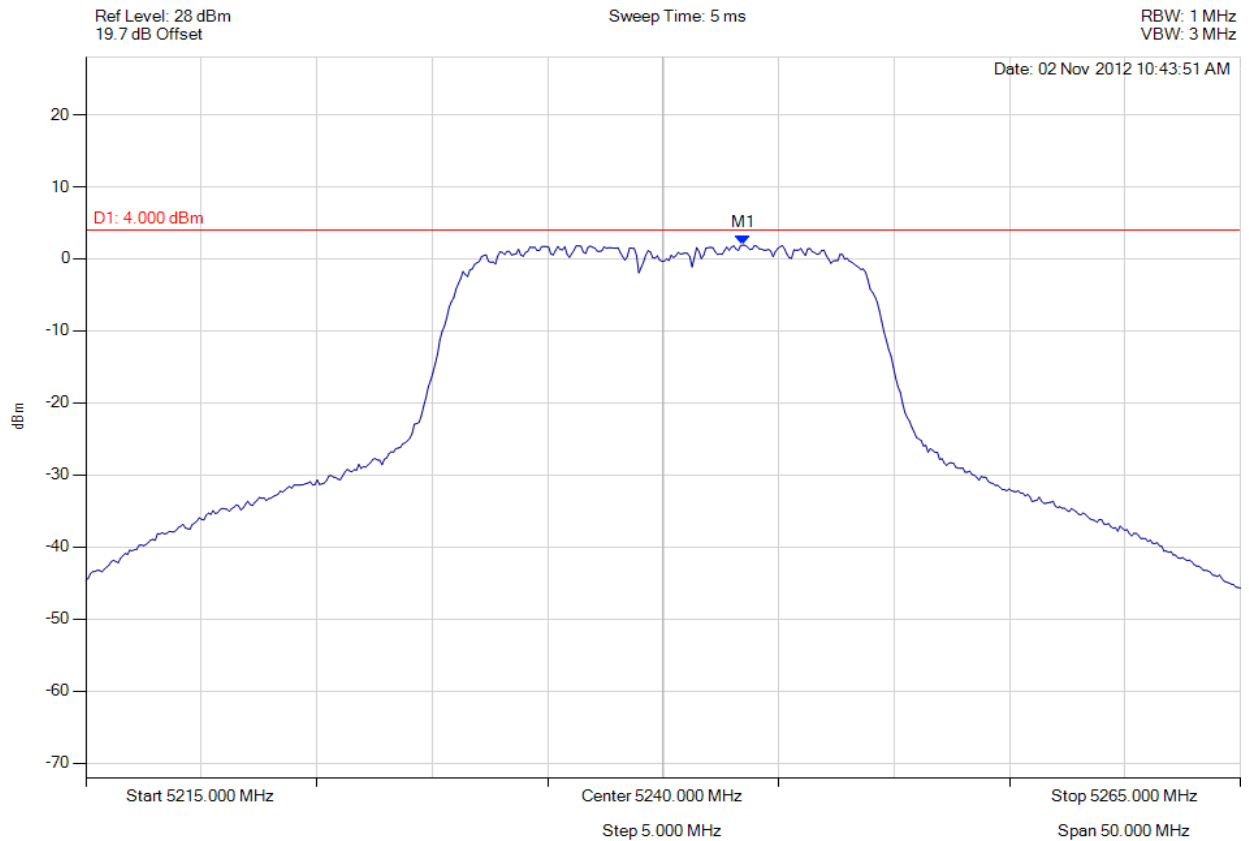


Title: Digi Connect Card for i.MX28 with Atheros AR6203
To: FCC 47 CFR Part 15.407 & IC RSS-210
Serial #: DIGI28-U3B Rev B
Issue Date: 25th April 2013
Page: 180 of 225



power density

Variant: 802.11n HT-20, Channel: 5240.00 MHz, Chain a, Temp: Ambient, Voltage: 5.00V



Analyser Setup	Marker : Frequency : Amplitude	Test Results
Detector = RMS Sweep Count = 100 RF Atten (dB) = 20 Trace Mode = VIEW	M1 : 5243.457 MHz : 1.905 dBm	Limit: 8.000 dBm Margin: -6.09 dB

[Back to the Matrix](#)

This test report may be reproduced in full only. The document may only be updated by MiCOM Labs personnel. Any changes will be noted in the Document History section of the report.

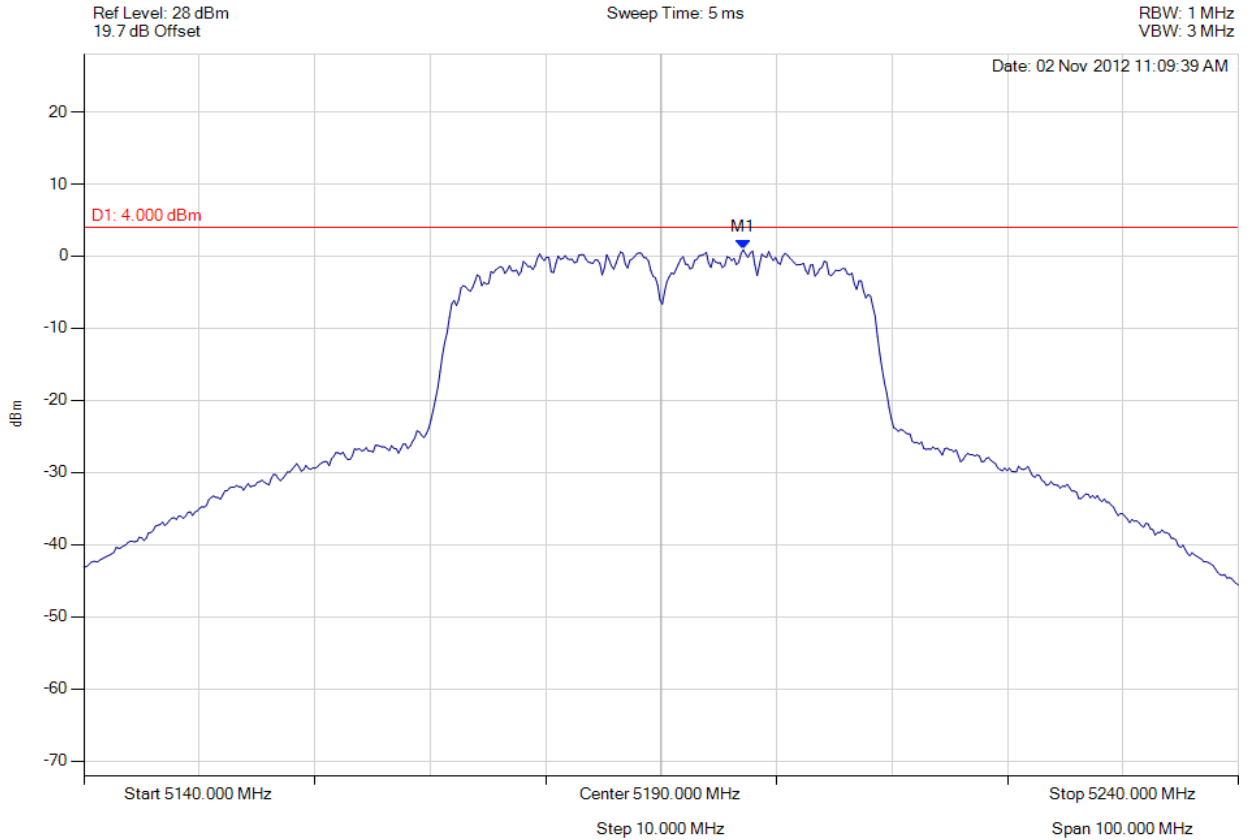


Title: Digi Connect Card for i.MX28 with Atheros AR6203
To: FCC 47 CFR Part 15.407 & IC RSS-210
Serial #: DIGI28-U3B Rev B
Issue Date: 25th April 2013
Page: 181 of 225



power density

Variant: 802.11n HT-40, Channel: 5190.00 MHz, Chain a, Temp: Ambient, Voltage: 5.00V



Analyser Setup	Marker : Frequency : Amplitude	Test Results
Detector = RMS Sweep Count = 100 RF Atten (dB) = 20 Trace Mode = VIEW	M1 : 5197.114 MHz : 0.895 dBm	Limit: 8.000 dBm Margin: -7.11 dB

[Back to the Matrix](#)

This test report may be reproduced in full only. The document may only be updated by MiCOM Labs personnel. Any changes will be noted in the Document History section of the report.

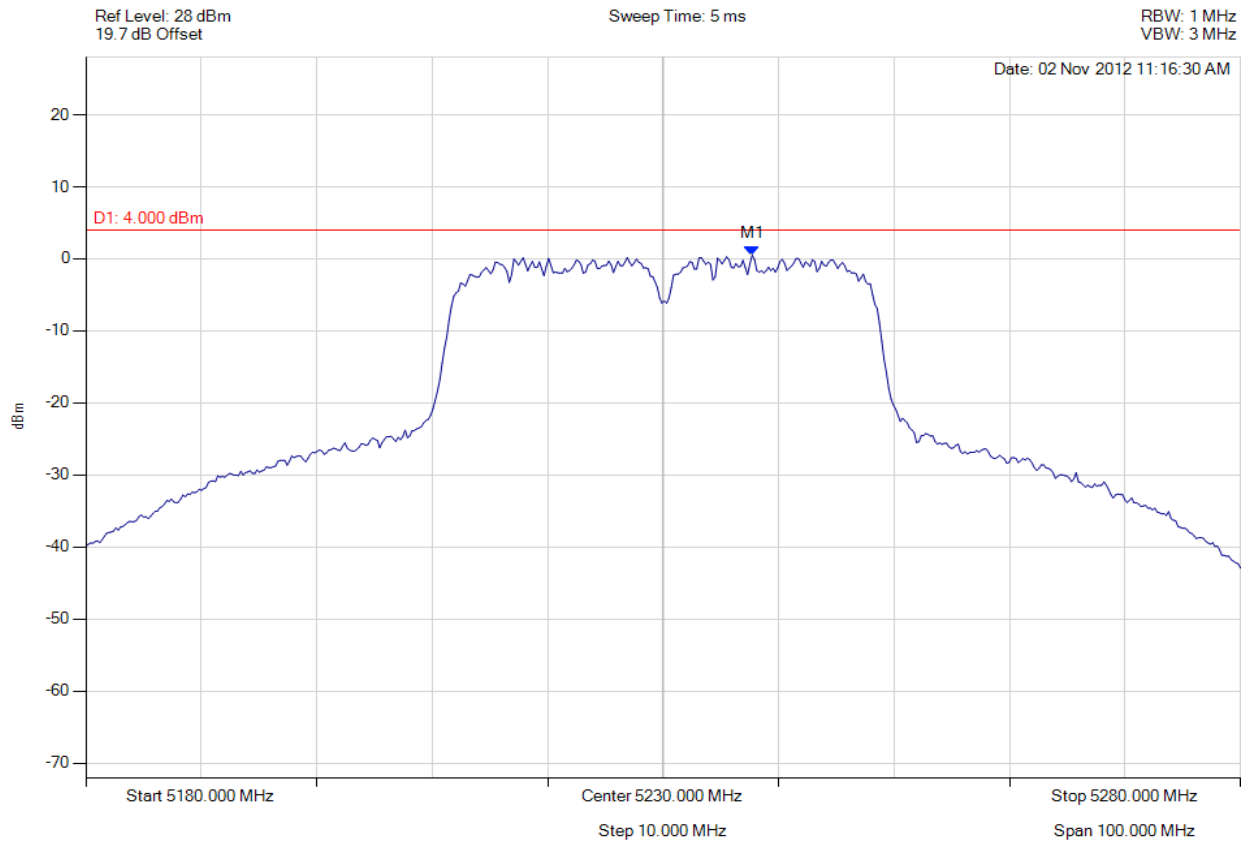


Title: Digi Connect Card for i.MX28 with Atheros AR6203
To: FCC 47 CFR Part 15.407 & IC RSS-210
Serial #: DIGI28-U3B Rev B
Issue Date: 25th April 2013
Page: 182 of 225



power density

Variant: 802.11n HT-40, Channel: 5230.00 MHz, Chain a, Temp: Ambient, Voltage: 5.00V



Analyser Setup	Marker : Frequency : Amplitude	Test Results
Detector = RMS Sweep Count = 100 RF Atten (dB) = 20 Trace Mode = VIEW	M1 : 5237.715 MHz : 0.484 dBm	Limit: 8.000 dBm Margin: -7.52 dB

[Back to the Matrix](#)

This test report may be reproduced in full only. The document may only be updated by MiCOM Labs personnel. Any changes will be noted in the Document History section of the report.

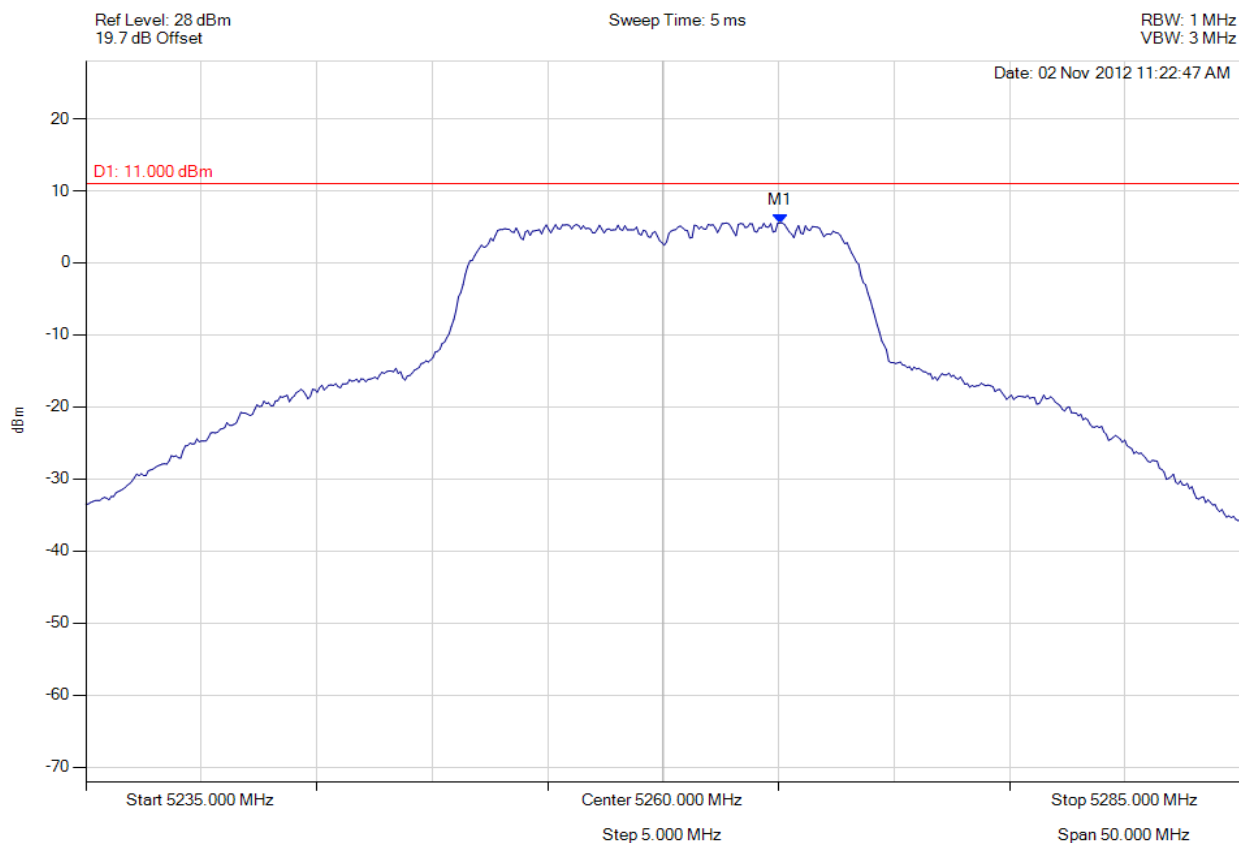


Title: Digi Connect Card for i.MX28 with Atheros AR6203
To: FCC 47 CFR Part 15.407 & IC RSS-210
Serial #: DIGI28-U3B Rev B
Issue Date: 25th April 2013
Page: 183 of 225



power density

Variant: 802.11a, Channel: 5260.00 MHz, Chain a, Temp: Ambient, Voltage: 5.00V



Analyser Setup	Marker : Frequency : Amplitude	Test Results
Detector = RMS Sweep Count = 100 RF Atten (dB) = 20 Trace Mode = VIEW	M1 : 5265.060 MHz : 5.544 dBm	Limit: 8.000 dBm Margin: -2.46 dB

[Back to the Matrix](#)

This test report may be reproduced in full only. The document may only be updated by MiCOM Labs personnel. Any changes will be noted in the Document History section of the report.

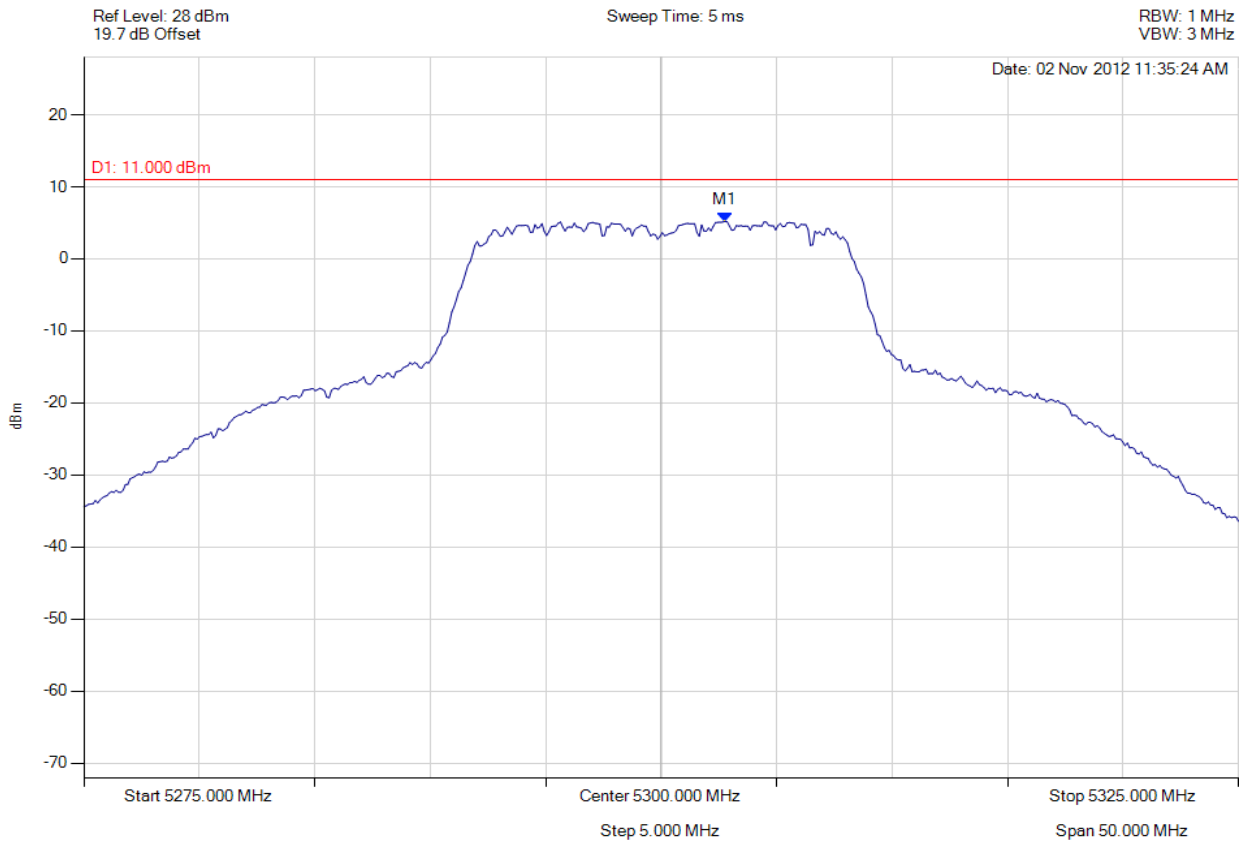


Title: Digi Connect Card for i.MX28 with Atheros AR6203
To: FCC 47 CFR Part 15.407 & IC RSS-210
Serial #: DIGI28-U3B Rev B
Issue Date: 25th April 2013
Page: 184 of 225



power density

Variant: 802.11a, Channel: 5300.00 MHz, Chain a, Temp: Ambient, Voltage: 5.00V



Analyser Setup	Marker : Frequency : Amplitude	Test Results
Detector = RMS Sweep Count = 100 RF Atten (dB) = 20 Trace Mode = VIEW	M1 : 5302.756 MHz : 5.178 dBm	Limit: 8.000 dBm Margin: -2.82 dB

[Back to the Matrix](#)

This test report may be reproduced in full only. The document may only be updated by MiCOM Labs personnel. Any changes will be noted in the Document History section of the report.

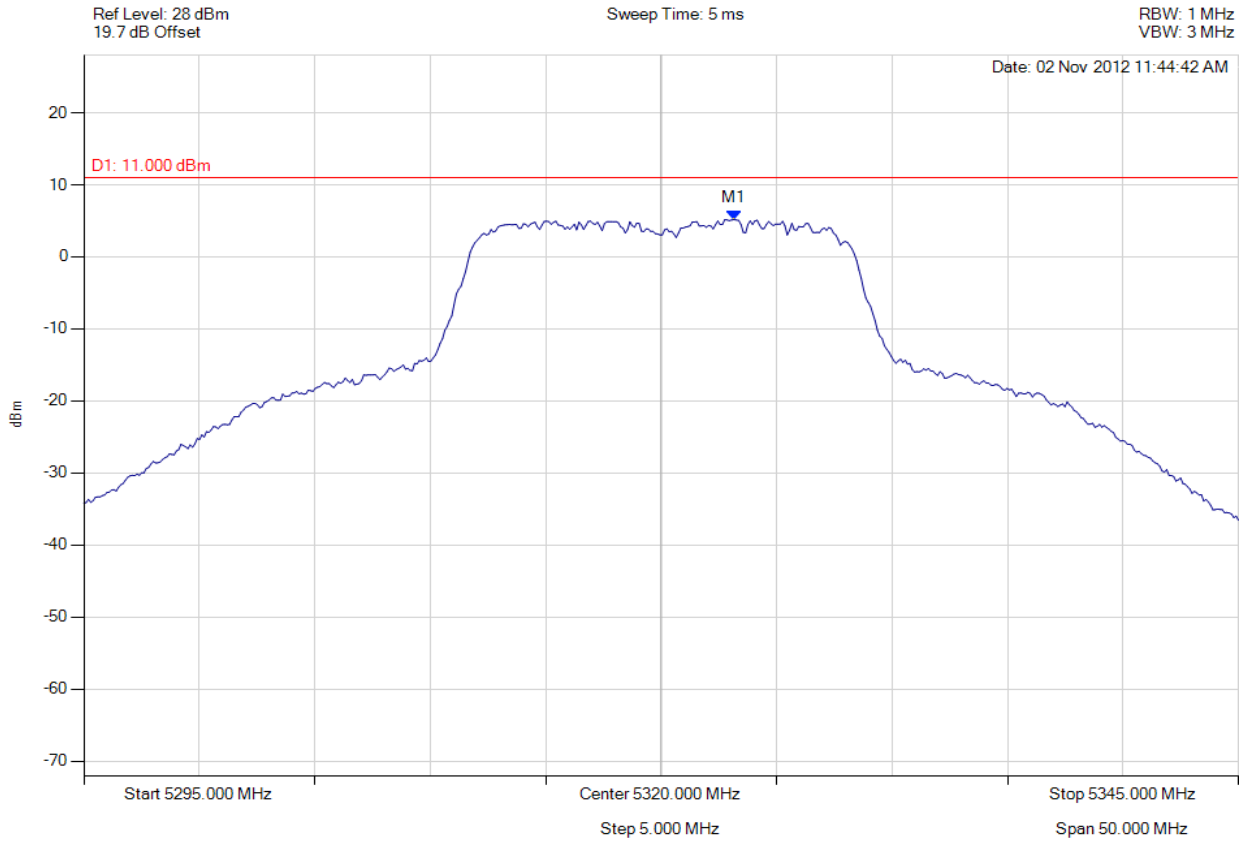


Title: Digi Connect Card for i.MX28 with Atheros AR6203
To: FCC 47 CFR Part 15.407 & IC RSS-210
Serial #: DIGI28-U3B Rev B
Issue Date: 25th April 2013
Page: 185 of 225



power density

Variant: 802.11a, Channel: 5320.00 MHz, Chain a, Temp: Ambient, Voltage: 5.00V



Analyser Setup	Marker : Frequency : Amplitude	Test Results
Detector = RMS Sweep Count = 100 RF Atten (dB) = 20 Trace Mode = VIEW	M1 : 5323.156 MHz : 5.169 dBm	Limit: 8.000 dBm Margin: -2.83 dB

[Back to the Matrix](#)

This test report may be reproduced in full only. The document may only be updated by MiCOM Labs personnel. Any changes will be noted in the Document History section of the report.

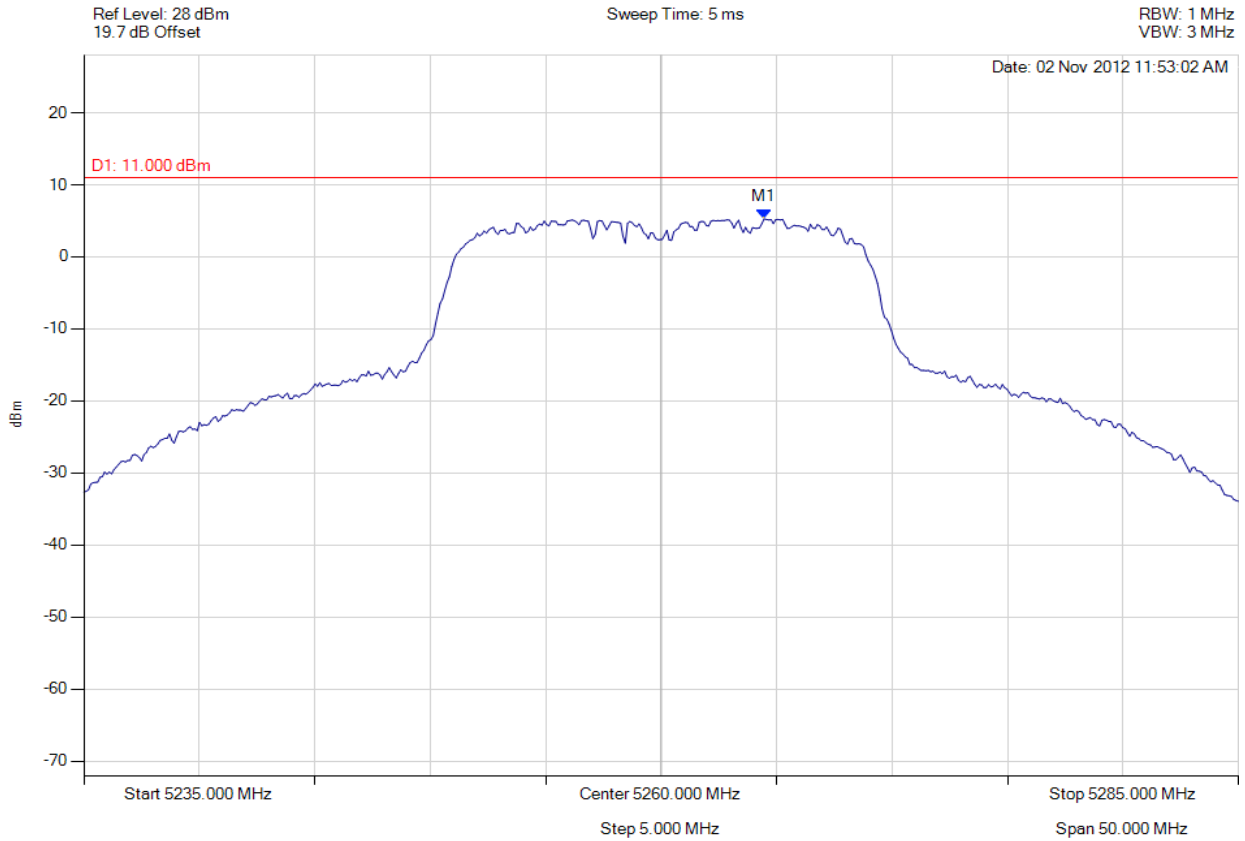


Title: Digi Connect Card for i.MX28 with Atheros AR6203
To: FCC 47 CFR Part 15.407 & IC RSS-210
Serial #: DIGI28-U3B Rev B
Issue Date: 25th April 2013
Page: 186 of 225



power density

Variant: 802.11n HT-20, Channel: 5260.00 MHz, Chain a, Temp: Ambient, Voltage: 5.00V



Analyser Setup	Marker : Frequency : Amplitude	Test Results
Detector = RMS Sweep Count = 100 RF Atten (dB) = 20 Trace Mode = VIEW	M1 : 5264.459 MHz : 5.259 dBm	Limit: 8.000 dBm Margin: -2.74 dB

[Back to the Matrix](#)

This test report may be reproduced in full only. The document may only be updated by MiCOM Labs personnel. Any changes will be noted in the Document History section of the report.

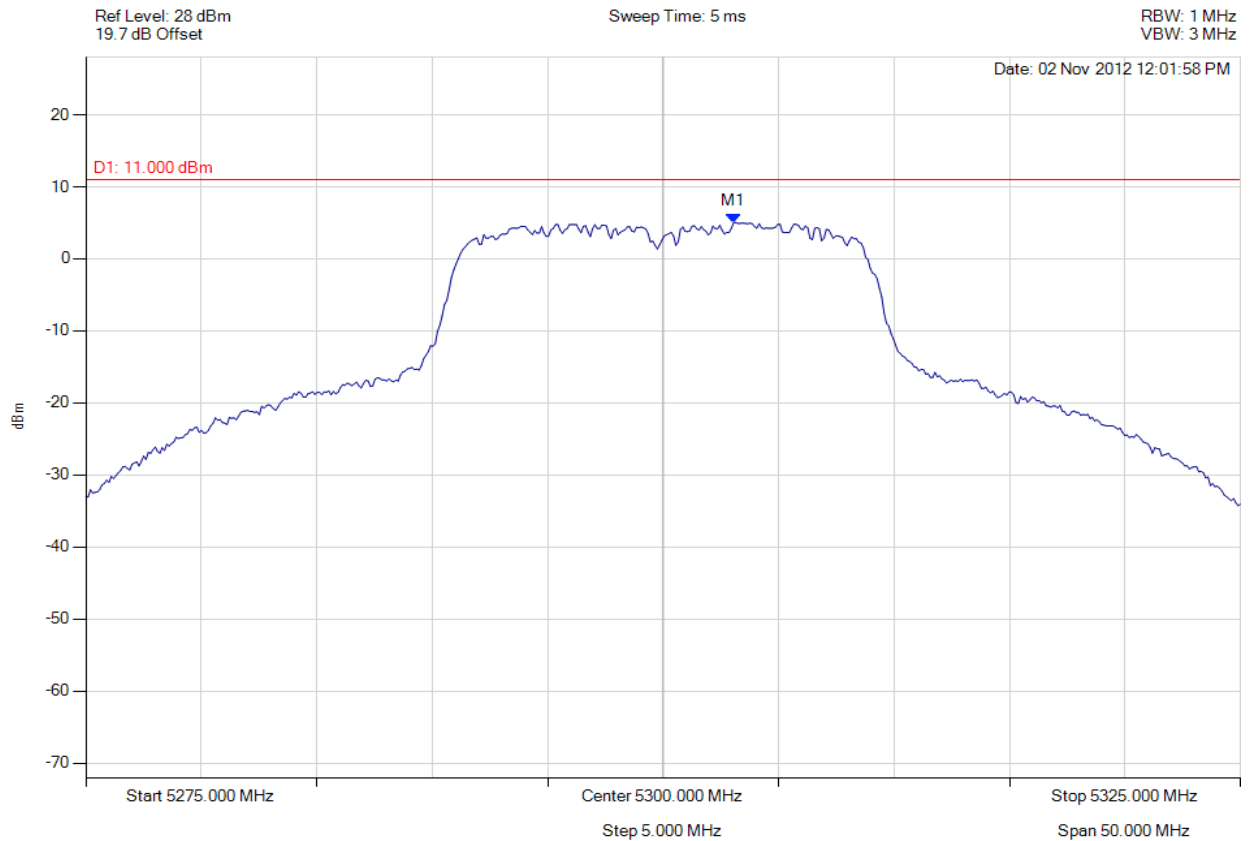


Title: Digi Connect Card for i.MX28 with Atheros AR6203
To: FCC 47 CFR Part 15.407 & IC RSS-210
Serial #: DIGI28-U3B Rev B
Issue Date: 25th April 2013
Page: 187 of 225



power density

Variant: 802.11n HT-20, Channel: 5300.00 MHz, Chain a, Temp: Ambient, Voltage: 5.00V



Analyser Setup	Marker : Frequency : Amplitude	Test Results
Detector = RMS Sweep Count = 100 RF Atten (dB) = 20 Trace Mode = VIEW	M1 : 5303.056 MHz : 5.032 dBm	Limit: 8.000 dBm Margin: -2.97 dB

[Back to the Matrix](#)

This test report may be reproduced in full only. The document may only be updated by MiCOM Labs personnel. Any changes will be noted in the Document History section of the report.

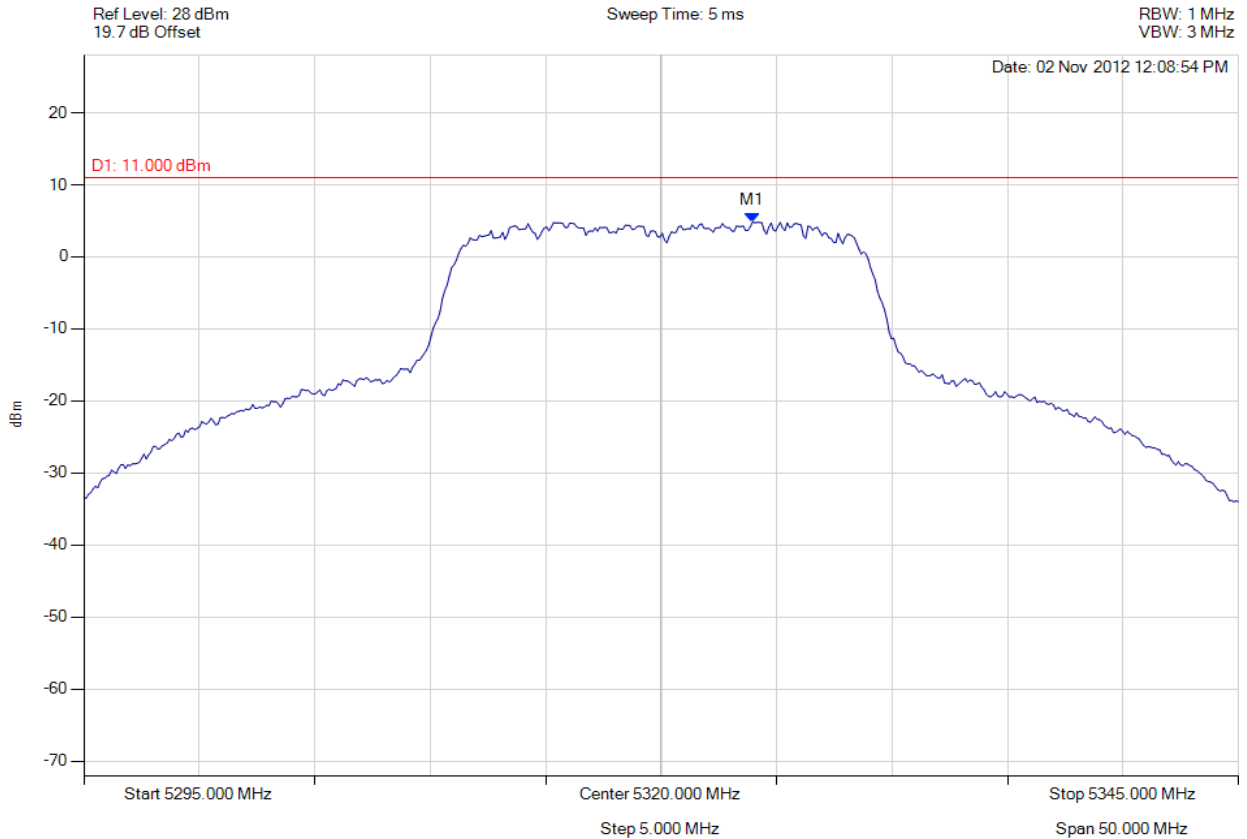


Title: Digi Connect Card for i.MX28 with Atheros AR6203
To: FCC 47 CFR Part 15.407 & IC RSS-210
Serial #: DIGI28-U3B Rev B
Issue Date: 25th April 2013
Page: 188 of 225



power density

Variant: 802.11n HT-20, Channel: 5320.00 MHz, Chain a, Temp: Ambient, Voltage: 5.00V



Analyser Setup	Marker : Frequency : Amplitude	Test Results
Detector = RMS Sweep Count = 100 RF Atten (dB) = 20 Trace Mode = VIEW	M1 : 5323.958 MHz : 4.823 dBm	Limit: 8.000 dBm Margin: -3.18 dB

[Back to the Matrix](#)

This test report may be reproduced in full only. The document may only be updated by MiCOM Labs personnel. Any changes will be noted in the Document History section of the report.

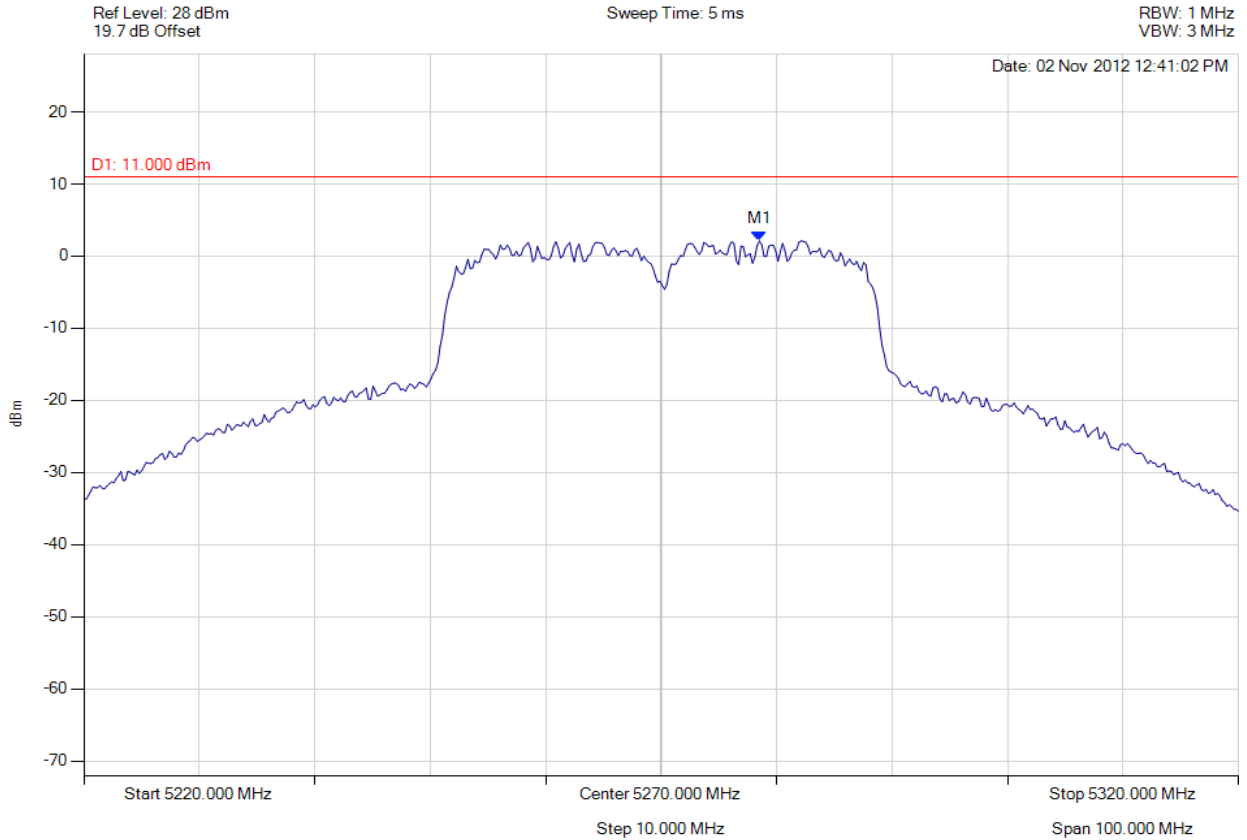


Title: Digi Connect Card for i.MX28 with Atheros AR6203
To: FCC 47 CFR Part 15.407 & IC RSS-210
Serial #: DIGI28-U3B Rev B
Issue Date: 25th April 2013
Page: 189 of 225



power density

Variant: 802.11n HT-40, Channel: 5270.00 MHz, Chain a, Temp: Ambient, Voltage: 5.00V



Analyser Setup	Marker : Frequency : Amplitude	Test Results
Detector = RMS Sweep Count = 100 RF Atten (dB) = 20 Trace Mode = VIEW	M1 : 5278.517 MHz : 2.113 dBm	Limit: 8.000 dBm Margin: -5.89 dB

[Back to the Matrix](#)

This test report may be reproduced in full only. The document may only be updated by MiCOM Labs personnel. Any changes will be noted in the Document History section of the report.

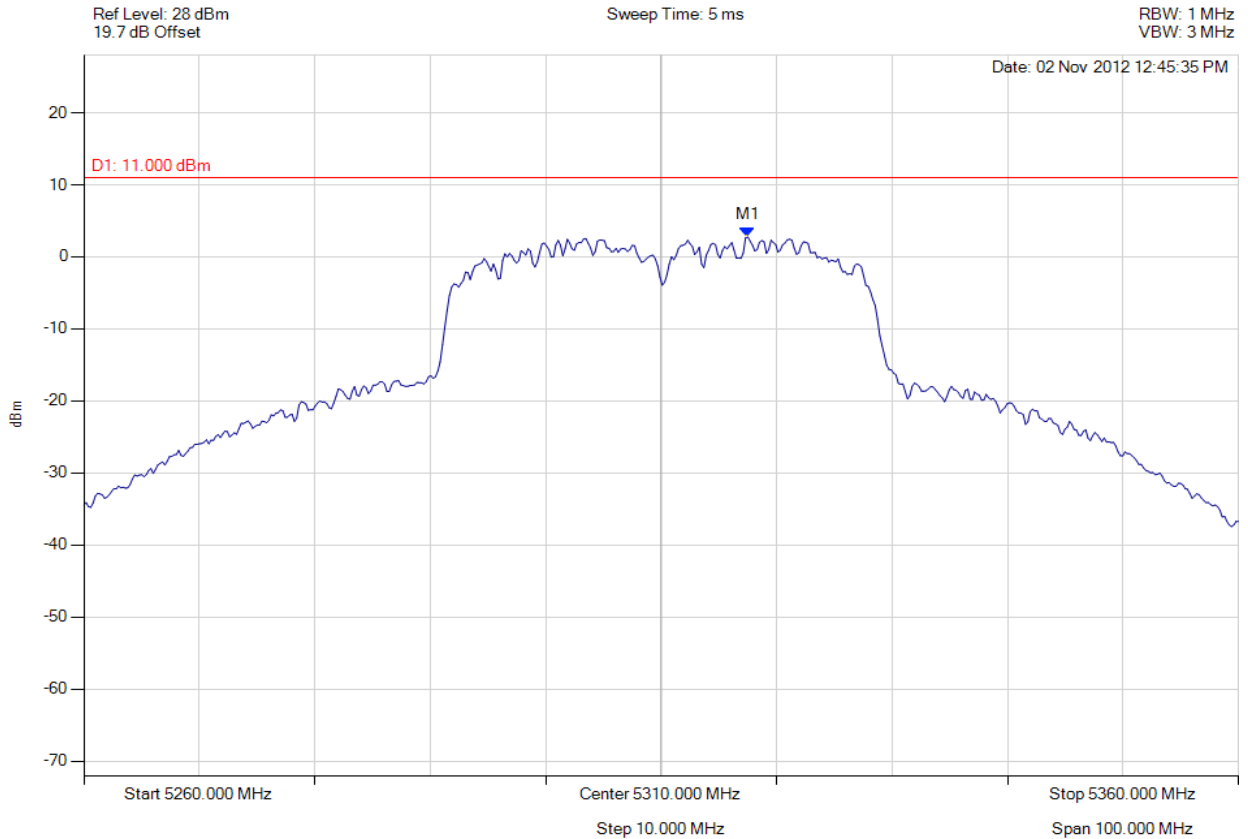


Title: Digi Connect Card for i.MX28 with Atheros AR6203
To: FCC 47 CFR Part 15.407 & IC RSS-210
Serial #: DIGI28-U3B Rev B
Issue Date: 25th April 2013
Page: 190 of 225



power density

Variant: 802.11n HT-40, Channel: 5310.00 MHz, Chain a, Temp: Ambient, Voltage: 5.00V



Analyser Setup	Marker : Frequency : Amplitude	Test Results
Detector = RMS Sweep Count = 100 RF Atten (dB) = 20 Trace Mode = VIEW	M1 : 5317.515 MHz : 2.748 dBm	Limit: 8.000 dBm Margin: -5.25 dB

[Back to the Matrix](#)

This test report may be reproduced in full only. The document may only be updated by MiCOM Labs personnel. Any changes will be noted in the Document History section of the report.

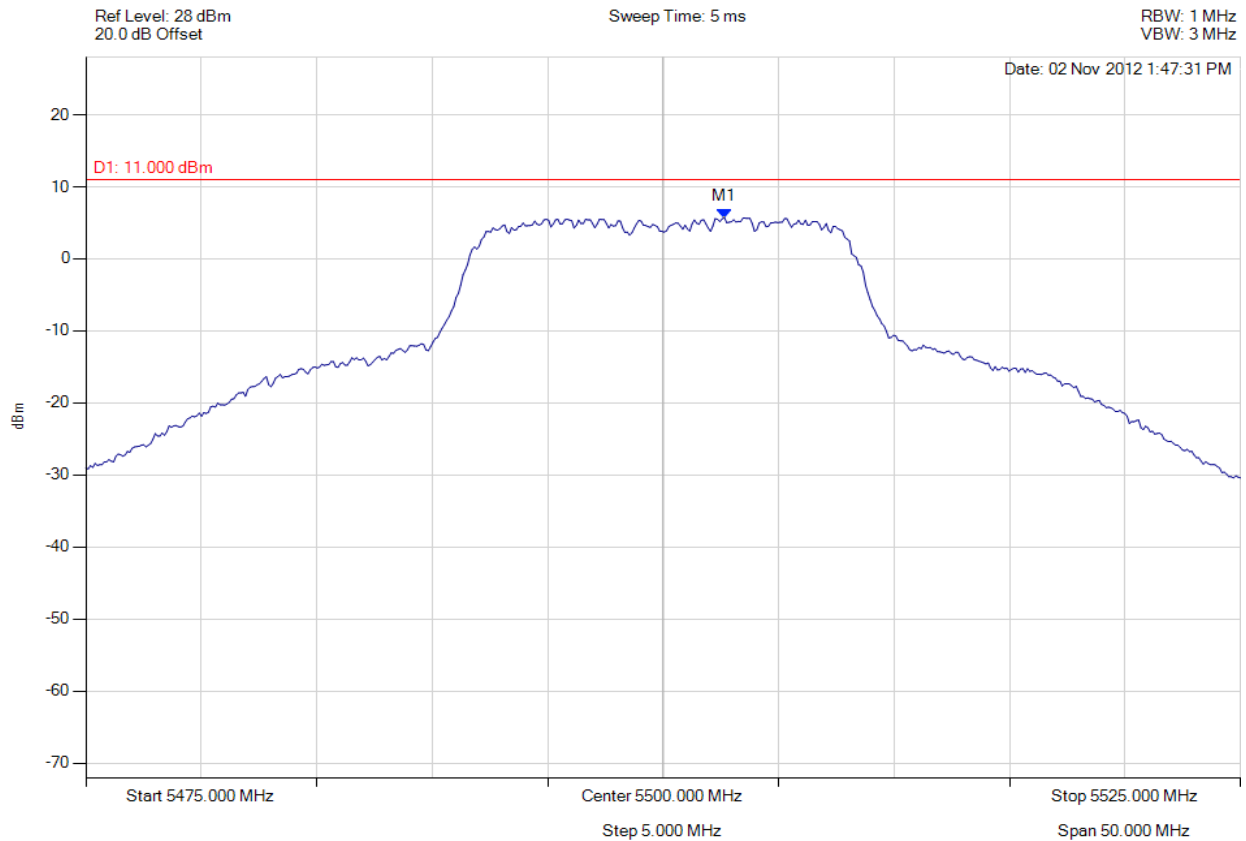


Title: Digi Connect Card for i.MX28 with Atheros AR6203
To: FCC 47 CFR Part 15.407 & IC RSS-210
Serial #: DIGI28-U3B Rev B
Issue Date: 25th April 2013
Page: 191 of 225



power density

Variant: 802.11a, Channel: 5500.00 MHz, Chain a, Temp: Ambient, Voltage: 5.00V



Analyser Setup	Marker : Frequency : Amplitude	Test Results
Detector = RMS Sweep Count = 100 RF Atten (dB) = 20 Trace Mode = VIEW	M1 : 5502.655 MHz : 5.704 dBm	Limit: 8.000 dBm Margin: -2.30 dB

[Back to the Matrix](#)

This test report may be reproduced in full only. The document may only be updated by MiCOM Labs personnel. Any changes will be noted in the Document History section of the report.

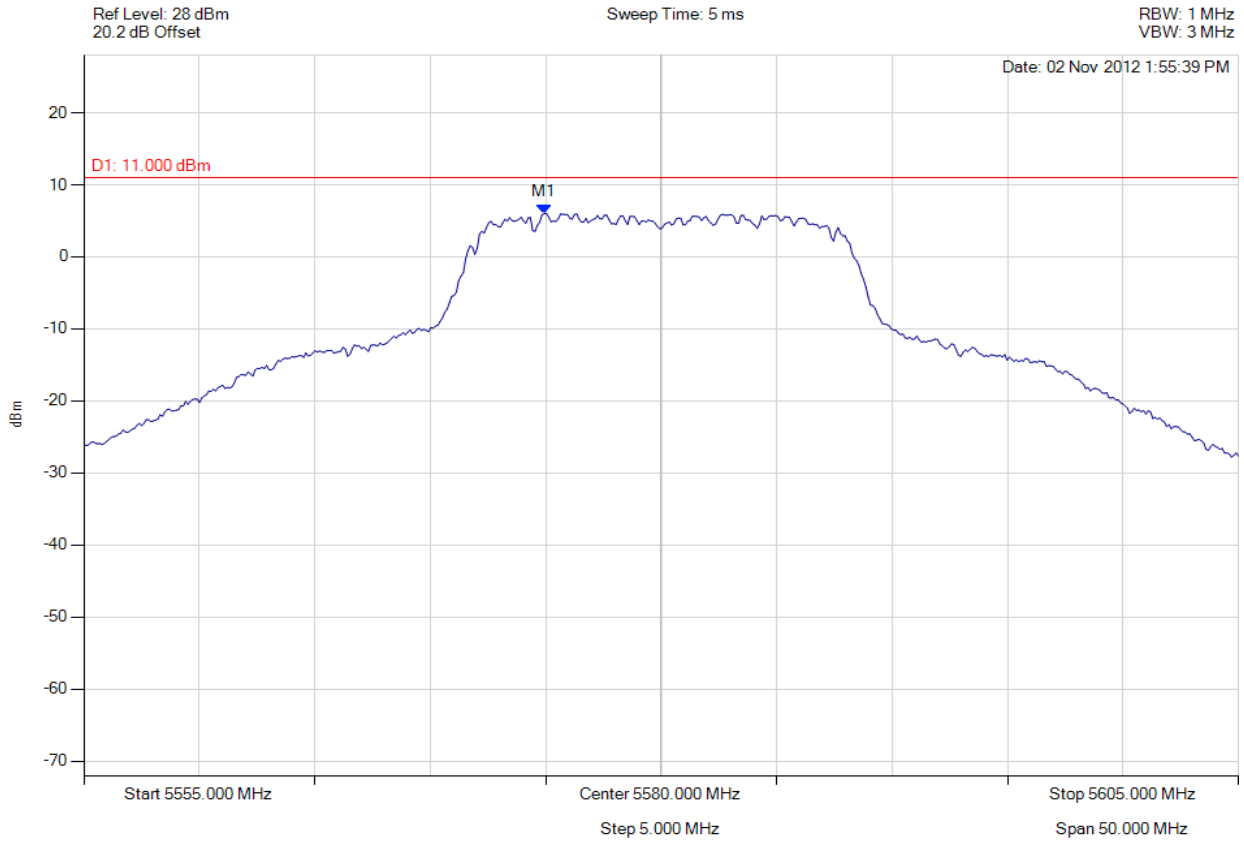


Title: Digi Connect Card for i.MX28 with Atheros AR6203
To: FCC 47 CFR Part 15.407 & IC RSS-210
Serial #: DIGI28-U3B Rev B
Issue Date: 25th April 2013
Page: 192 of 225



power density

Variant: 802.11a, Channel: 5580.00 MHz, Chain a, Temp: Ambient, Voltage: 5.00V



Analyser Setup	Marker : Frequency : Amplitude	Test Results
Detector = RMS Sweep Count = 100 RF Atten (dB) = 20 Trace Mode = VIEW	M1 : 5574.940 MHz : 5.999 dBm	Limit: 8.000 dBm Margin: -2.00 dB

[Back to the Matrix](#)

This test report may be reproduced in full only. The document may only be updated by MiCOM Labs personnel. Any changes will be noted in the Document History section of the report.

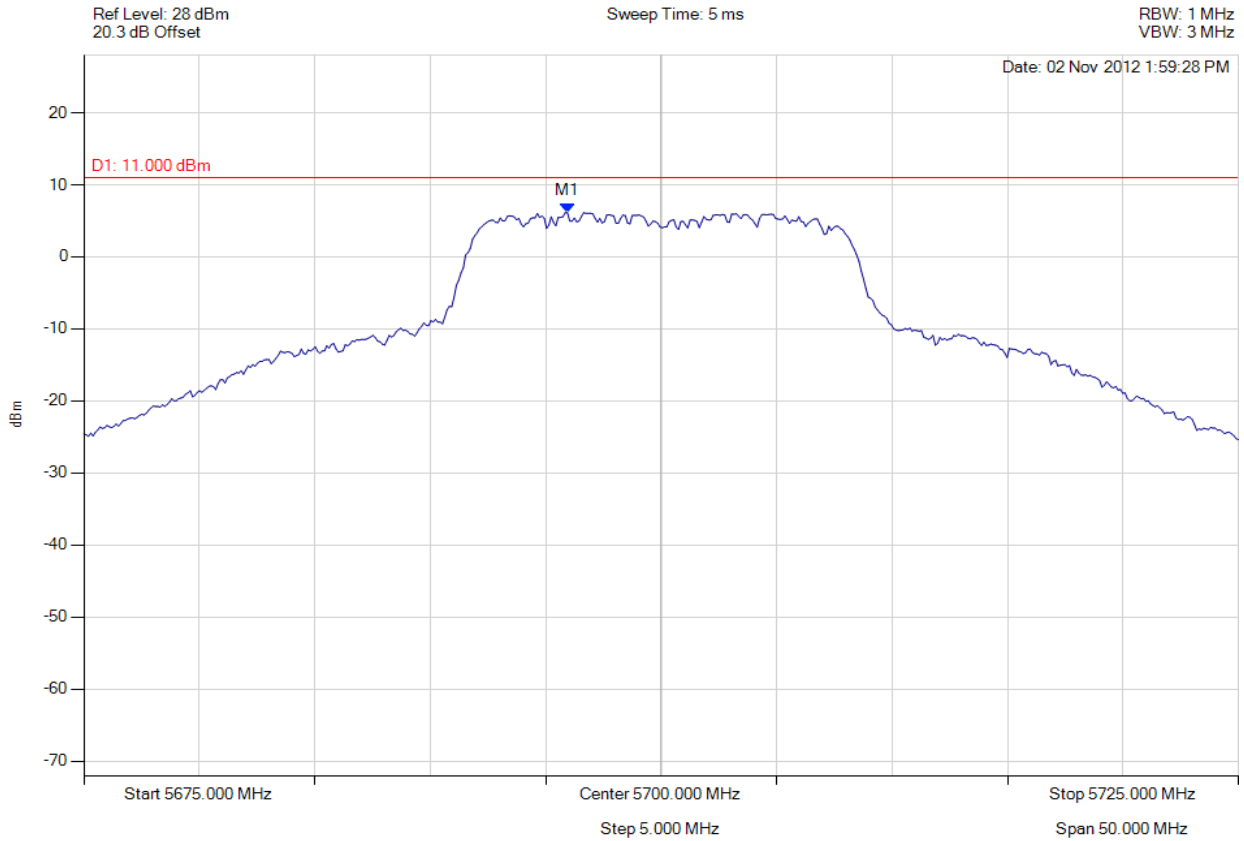


Title: Digi Connect Card for i.MX28 with Atheros AR6203
To: FCC 47 CFR Part 15.407 & IC RSS-210
Serial #: DIGI28-U3B Rev B
Issue Date: 25th April 2013
Page: 193 of 225



power density

Variant: 802.11a, Channel: 5700.00 MHz, Chain a, Temp: Ambient, Voltage: 5.00V



Analyser Setup	Marker : Frequency : Amplitude	Test Results
Detector = RMS Sweep Count = 100 RF Atten (dB) = 20 Trace Mode = VIEW	M1 : 5695.942 MHz : 6.134 dBm	Limit: 8.000 dBm Margin: -1.87 dB

[Back to the Matrix](#)

This test report may be reproduced in full only. The document may only be updated by MiCOM Labs personnel. Any changes will be noted in the Document History section of the report.

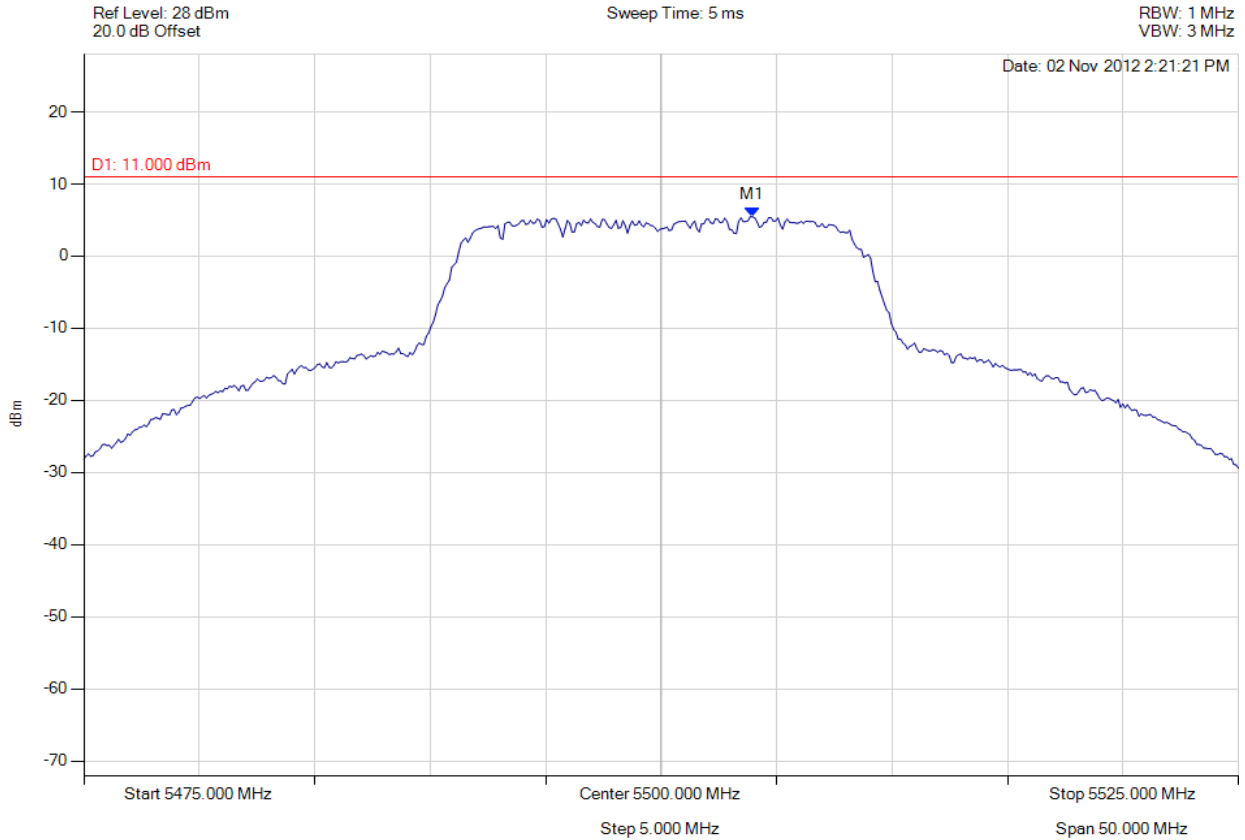


Title: Digi Connect Card for i.MX28 with Atheros AR6203
To: FCC 47 CFR Part 15.407 & IC RSS-210
Serial #: DIGI28-U3B Rev B
Issue Date: 25th April 2013
Page: 194 of 225



power density

Variant: 802.11n HT-20, Channel: 5500.00 MHz, Chain a, Temp: Ambient, Voltage: 5.00V



Analyser Setup	Marker : Frequency : Amplitude	Test Results
Detector = RMS Sweep Count = 100 RF Atten (dB) = 20 Trace Mode = VIEW	M1 : 5503.958 MHz : 5.459 dBm	Limit: 8.000 dBm Margin: -2.54 dB

[Back to the Matrix](#)

This test report may be reproduced in full only. The document may only be updated by MiCOM Labs personnel. Any changes will be noted in the Document History section of the report.

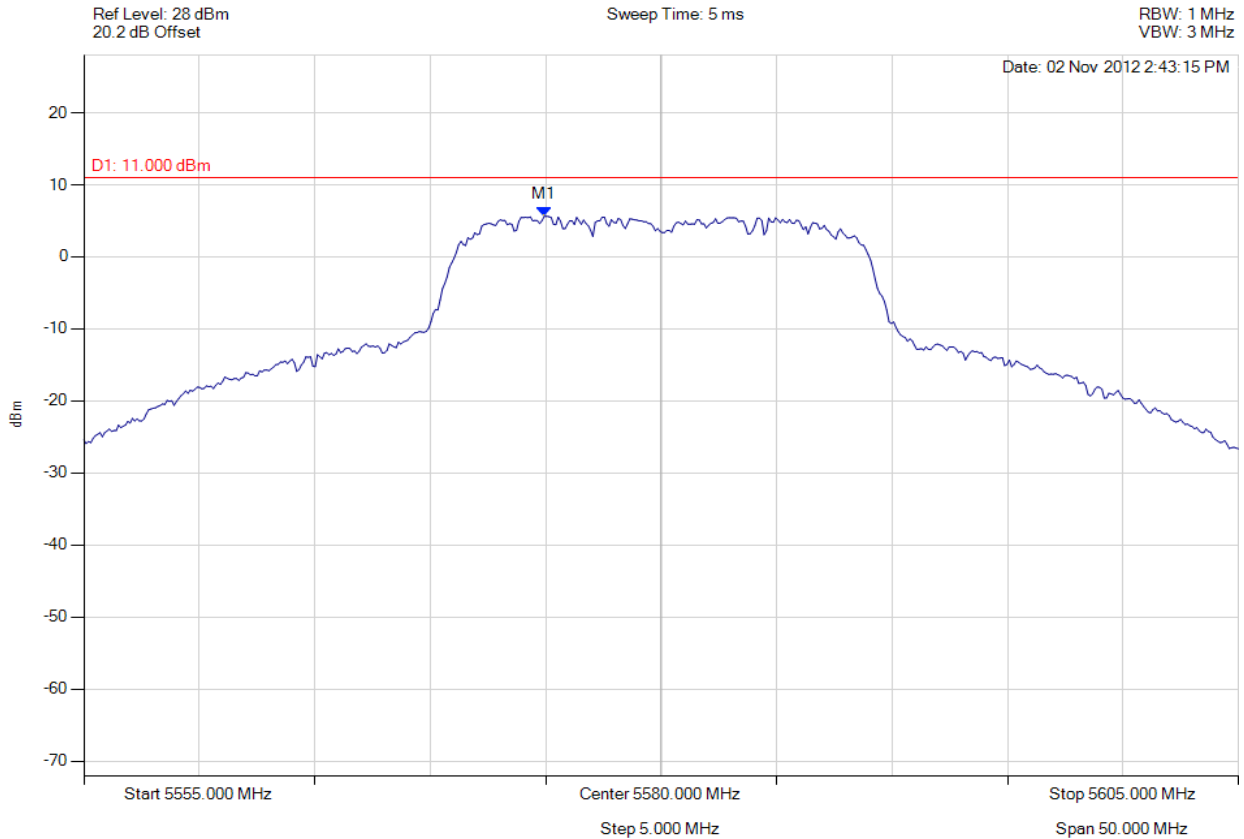


Title: Digi Connect Card for i.MX28 with Atheros AR6203
To: FCC 47 CFR Part 15.407 & IC RSS-210
Serial #: DIGI28-U3B Rev B
Issue Date: 25th April 2013
Page: 195 of 225



power density

Variant: 802.11n HT-20, Channel: 5580.00 MHz, Chain a, Temp: Ambient, Voltage: 5.00V



Analyser Setup	Marker : Frequency : Amplitude	Test Results
Detector = RMS Sweep Count = 100 RF Atten (dB) = 20 Trace Mode = VIEW	M1 : 5574.940 MHz : 5.646 dBm	Limit: 8.000 dBm Margin: -2.35 dB

[Back to the Matrix](#)

This test report may be reproduced in full only. The document may only be updated by MiCOM Labs personnel. Any changes will be noted in the Document History section of the report.

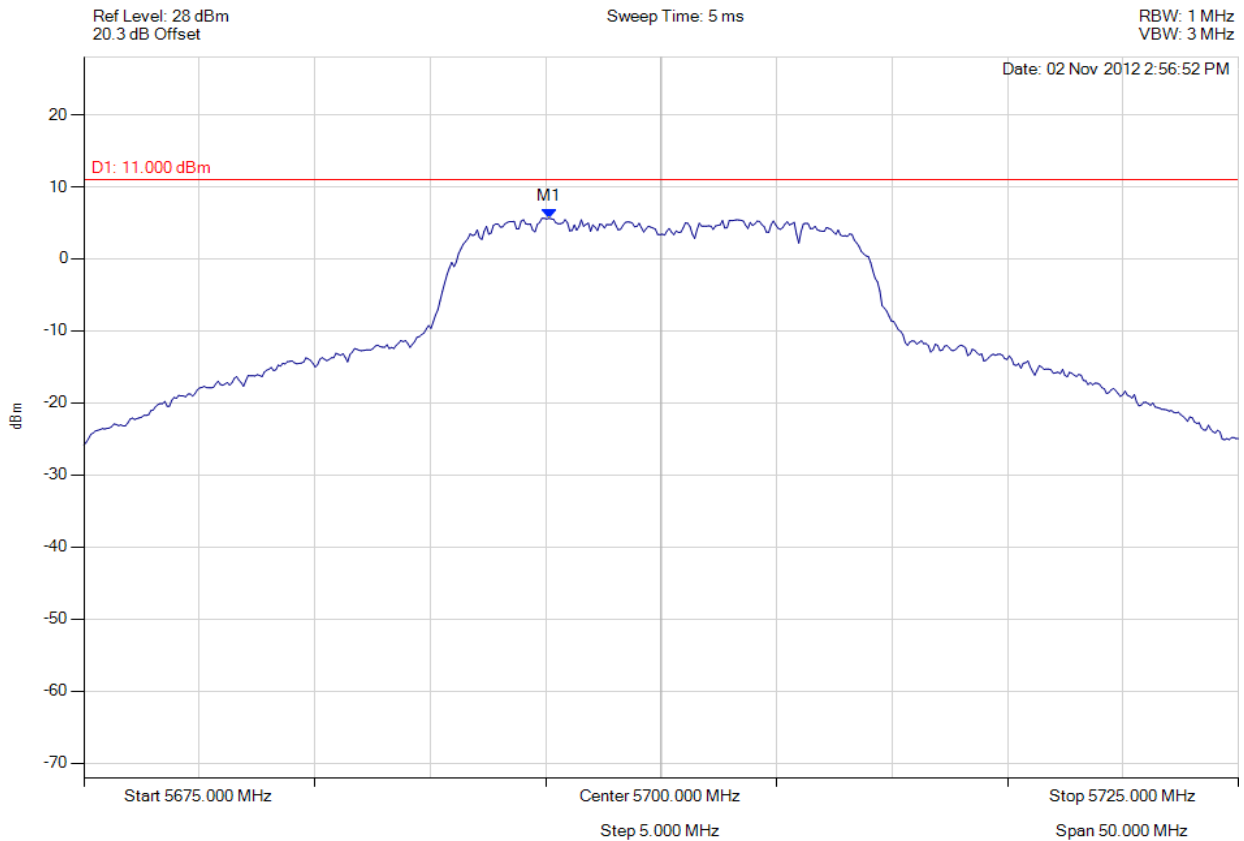


Title: Digi Connect Card for i.MX28 with Atheros AR6203
To: FCC 47 CFR Part 15.407 & IC RSS-210
Serial #: DIGI28-U3B Rev B
Issue Date: 25th April 2013
Page: 196 of 225



power density

Variant: 802.11n HT-20, Channel: 5700.00 MHz, Chain a, Temp: Ambient, Voltage: 5.00V



Analyser Setup	Marker : Frequency : Amplitude	Test Results
Detector = RMS Sweep Count = 100 RF Atten (dB) = 20 Trace Mode = VIEW	M1 : 5695.140 MHz : 5.630 dBm	Limit: 8.000 dBm Margin: -2.37 dB

[Back to the Matrix](#)

This test report may be reproduced in full only. The document may only be updated by MiCOM Labs personnel. Any changes will be noted in the Document History section of the report.

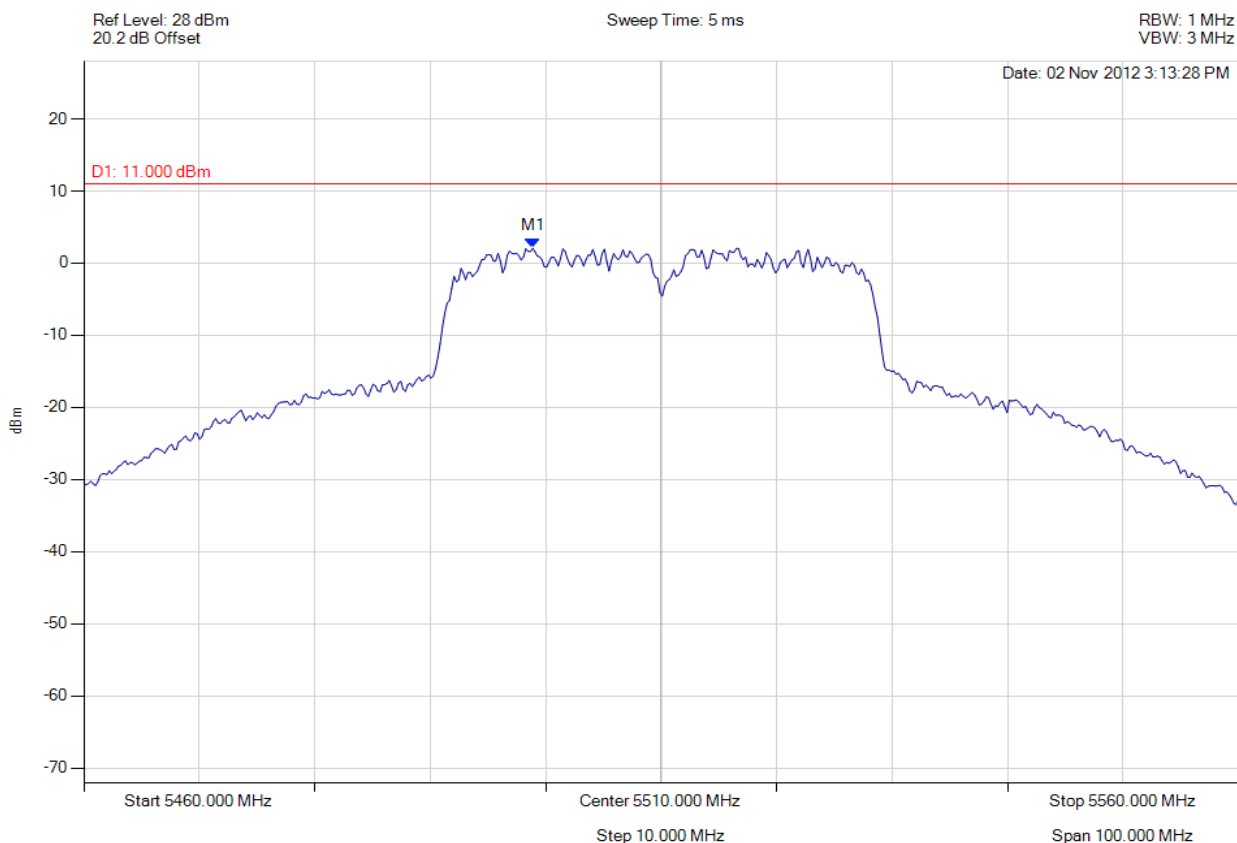


Title: Digi Connect Card for i.MX28 with Atheros AR6203
To: FCC 47 CFR Part 15.407 & IC RSS-210
Serial #: DIGI28-U3B Rev B
Issue Date: 25th April 2013
Page: 197 of 225



power density

Variant: 802.11n HT-40, Channel: 5510.00 MHz, Chain a, Temp: Ambient, Voltage: 5.00V



Analyser Setup	Marker : Frequency : Amplitude	Test Results
Detector = RMS Sweep Count = 100 RF Atten (dB) = 20 Trace Mode = VIEW	M1 : 5498.878 MHz : 2.062 dBm	Limit: 8.000 dBm Margin: -5.94 dB

[Back to the Matrix](#)

This test report may be reproduced in full only. The document may only be updated by MiCOM Labs personnel. Any changes will be noted in the Document History section of the report.

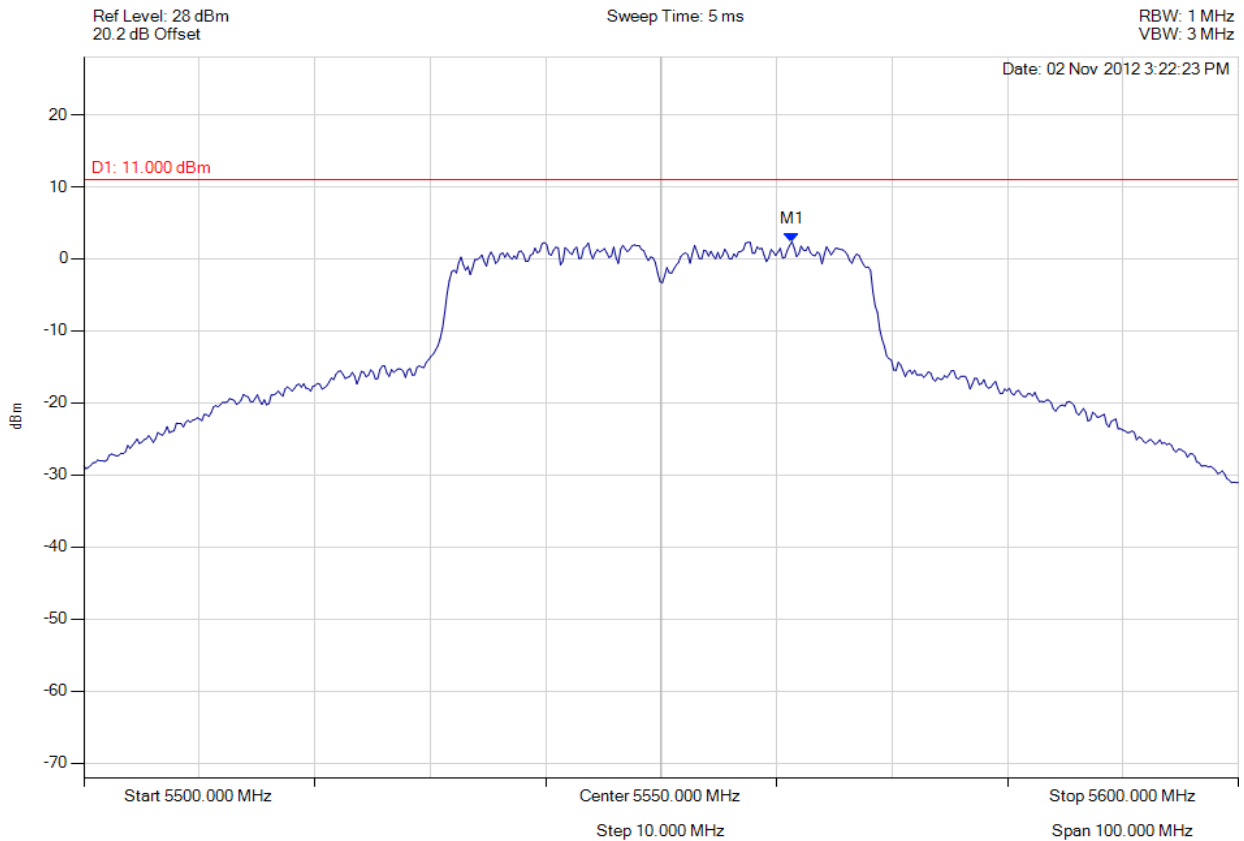


Title: Digi Connect Card for i.MX28 with Atheros AR6203
To: FCC 47 CFR Part 15.407 & IC RSS-210
Serial #: DIGI28-U3B Rev B
Issue Date: 25th April 2013
Page: 198 of 225



power density

Variant: 802.11n HT-40, Channel: 5550.00 MHz, Chain a, Temp: Ambient, Voltage: 5.00V



Analyser Setup	Marker : Frequency : Amplitude	Test Results
Detector = RMS Sweep Count = 100 RF Atten (dB) = 20 Trace Mode = VIEW	M1 : 5561.323 MHz : 2.386 dBm	Limit: 8.000 dBm Margin: -5.61 dB

[Back to the Matrix](#)

This test report may be reproduced in full only. The document may only be updated by MiCOM Labs personnel. Any changes will be noted in the Document History section of the report.

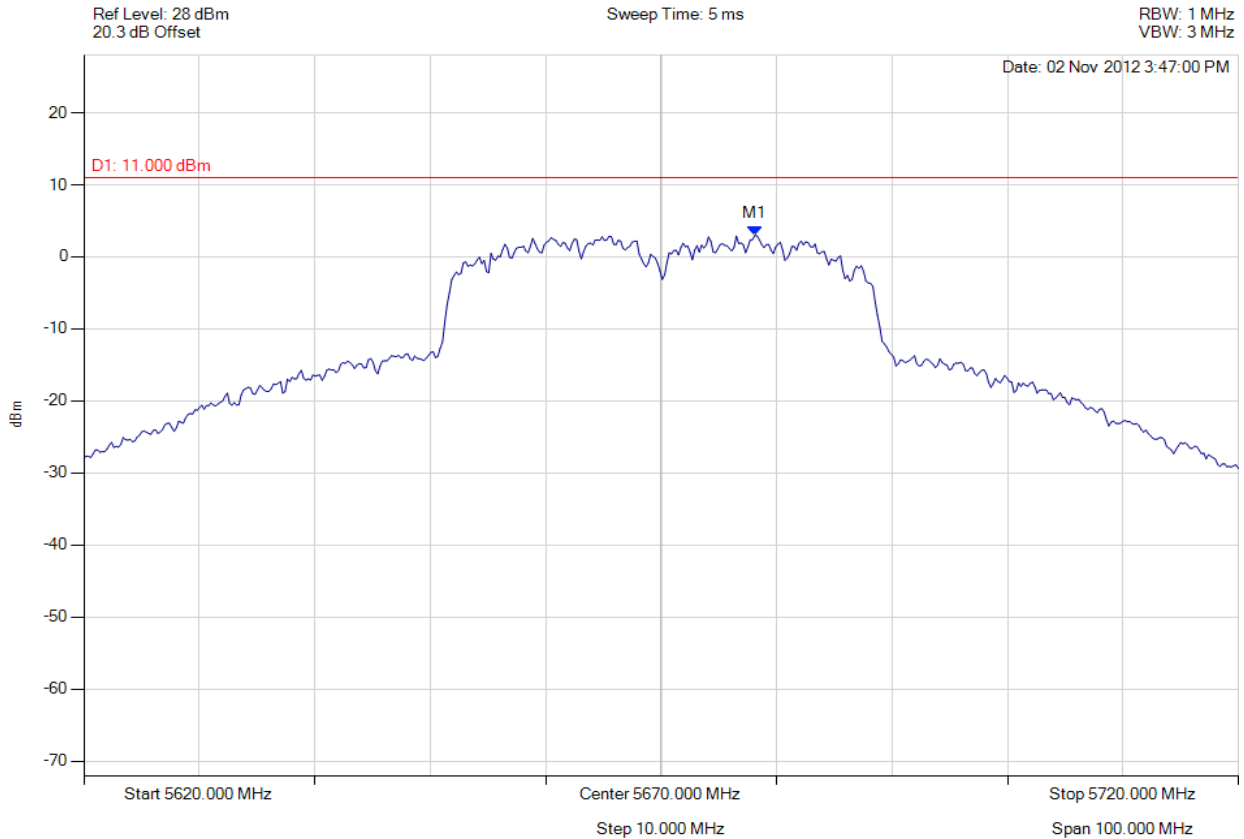


Title: Digi Connect Card for i.MX28 with Atheros AR6203
To: FCC 47 CFR Part 15.407 & IC RSS-210
Serial #: DIGI28-U3B Rev B
Issue Date: 25th April 2013
Page: 199 of 225



power density

Variant: 802.11n HT-40, Channel: 5670.00 MHz, Chain a, Temp: Ambient, Voltage: 5.00V



Analyser Setup	Marker : Frequency : Amplitude	Test Results
Detector = RMS Sweep Count = 100 RF Atten (dB) = 20 Trace Mode = VIEW	M1 : 5678.116 MHz : 2.982 dBm	Limit: 8.000 dBm Margin: -5.02 dB

[Back to the Matrix](#)

This test report may be reproduced in full only. The document may only be updated by MiCOM Labs personnel. Any changes will be noted in the Document History section of the report.

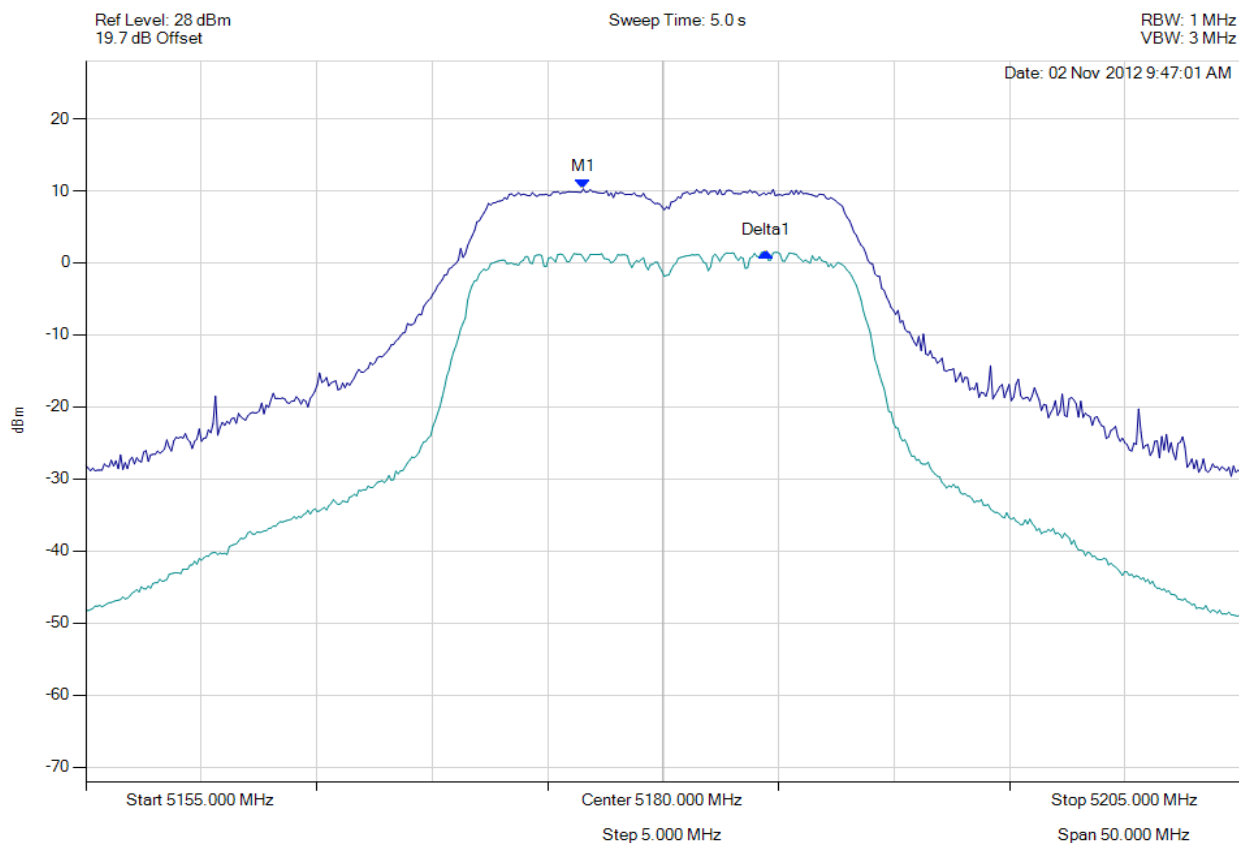


A.1.3. Peak Excursion Ratio



peak excursion

Variant: 802.11a, Channel: 5180.00 MHz, Chain a, Temp: Ambient, Voltage: 5.00V



Analyser Setup	Marker : Frequency : Amplitude	Test Results
Sweep Count = 0 RF Atten (dB) = 30 TRACE 1 Detector = MAX PEAK Trace Mode = VIEW TRACE 2 Detector = RMS Trace Mode = VIEW	M1 : 5176.543 MHz : 10.263 dBm Delta1 : 7.916 MHz : -8.775 dB	Measured Excursion Ratio: 8.78 dB Limit: -13.0 dB Margin: -4.22 dB

[Back to the Matrix](#)

This test report may be reproduced in full only. The document may only be updated by MiCOM Labs personnel. Any changes will be noted in the Document History section of the report.

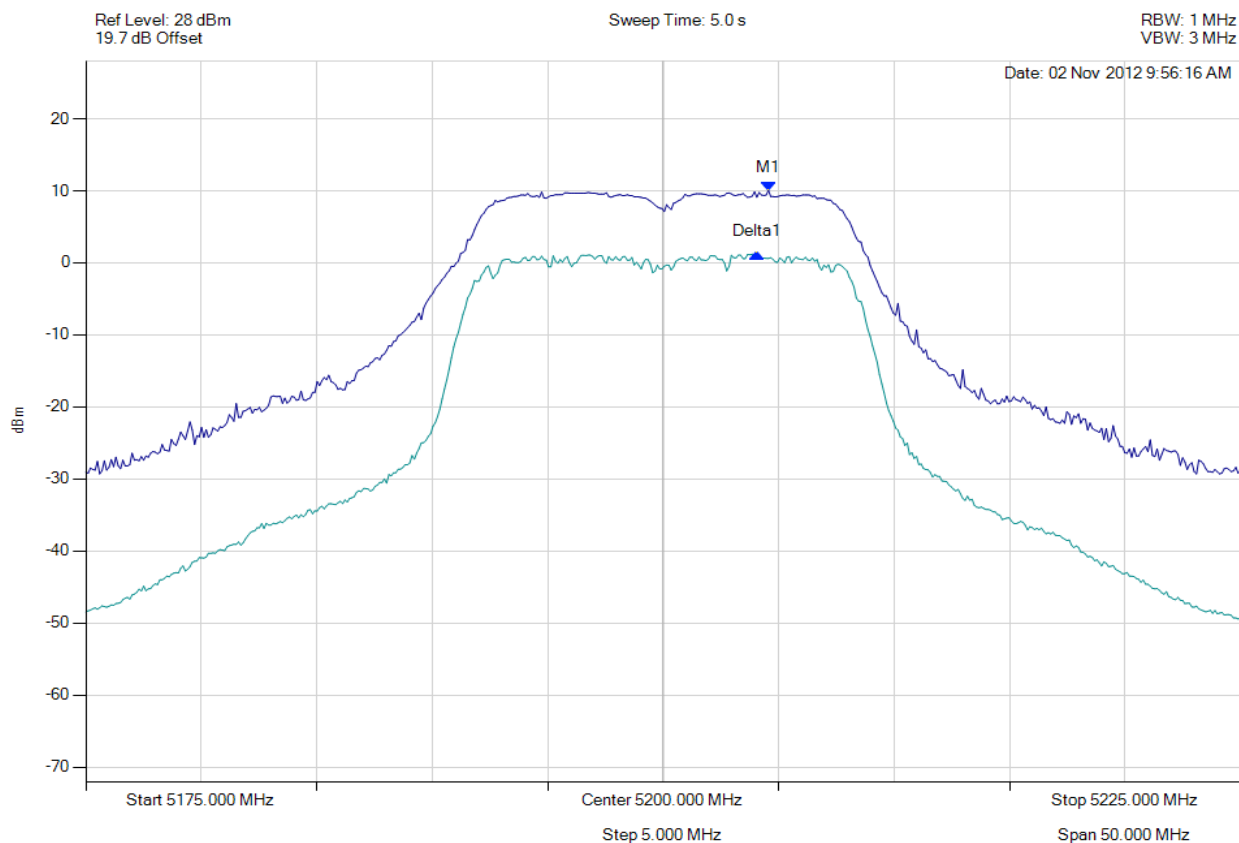


Title: Digi Connect Card for i.MX28 with Atheros AR6203
To: FCC 47 CFR Part 15.407 & IC RSS-210
Serial #: DIGI28-U3B Rev B
Issue Date: 25th April 2013
Page: 201 of 225



peak excursion

Variant: 802.11a, Channel: 5200.00 MHz, Chain a, Temp: Ambient, Voltage: 5.00V



Analyser Setup	Marker : Frequency : Amplitude	Test Results
Sweep Count = 0 RF Atten (dB) = 30 TRACE 1 Detector = MAX PEAK Trace Mode = VIEW TRACE 2 Detector = RMS Trace Mode = VIEW	M1 : 5204.559 MHz : 10.046 dBm Delta1 : -501002 Hz : -8.759 dB	Measured Excursion Ratio: 8.76 dB Limit: -13.0 dB Margin: -4.24 dB

[Back to the Matrix](#)

This test report may be reproduced in full only. The document may only be updated by MiCOM Labs personnel. Any changes will be noted in the Document History section of the report.

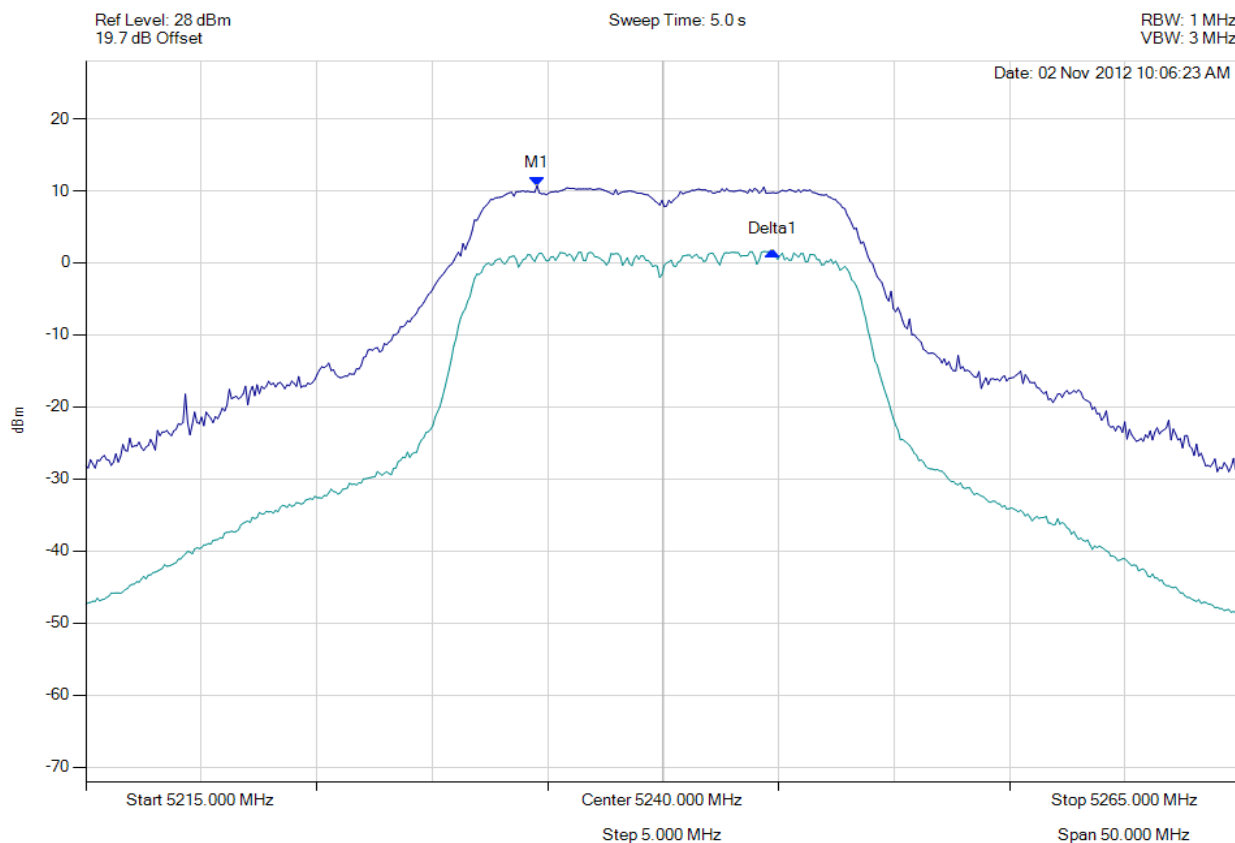


Title: Digi Connect Card for i.MX28 with Atheros AR6203
To: FCC 47 CFR Part 15.407 & IC RSS-210
Serial #: DIGI28-U3B Rev B
Issue Date: 25th April 2013
Page: 202 of 225



peak excursion

Variant: 802.11a, Channel: 5240.00 MHz, Chain a, Temp: Ambient, Voltage: 5.00V



Analyser Setup	Marker : Frequency : Amplitude	Test Results
Sweep Count = 0 RF Atten (dB) = 30 TRACE 1 Detector = MAX PEAK Trace Mode = VIEW TRACE 2 Detector = RMS Trace Mode = VIEW	M1 : 5234.539 MHz : 10.718 dBm Delta1 : 10.220 MHz : -9.132 dB	Measured Excursion Ratio: 9.13 dB Limit: -13.0 dB Margin: -3.87 dB

[Back to the Matrix](#)

This test report may be reproduced in full only. The document may only be updated by MiCOM Labs personnel. Any changes will be noted in the Document History section of the report.

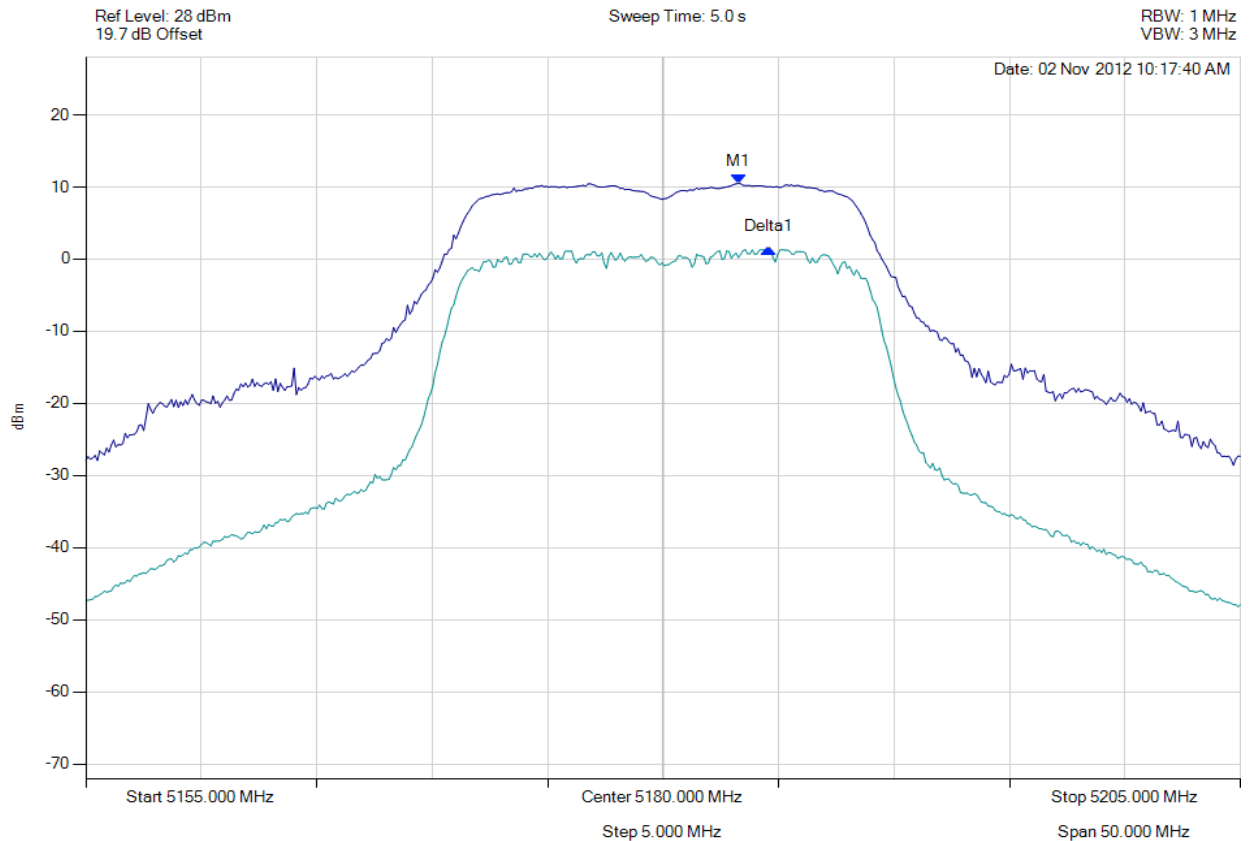


Title: Digi Connect Card for i.MX28 with Atheros AR6203
To: FCC 47 CFR Part 15.407 & IC RSS-210
Serial #: DIGI28-U3B Rev B
Issue Date: 25th April 2013
Page: 203 of 225



peak excursion

Variant: 802.11n HT-20, Channel: 5180.00 MHz, Chain a, Temp: Ambient, Voltage: 5.00V



Analyser Setup	Marker : Frequency : Amplitude	Test Results
Sweep Count = 0 RF Atten (dB) = 30 TRACE 1 Detector = MAX PEAK Trace Mode = VIEW TRACE 2 Detector = RMS Trace Mode = VIEW	M1 : 5183.257 MHz : 10.494 dBm Delta1 : 1.303 MHz : -9.091 dB	Measured Excursion Ratio: 9.09 dB Limit: -13.0 dB Margin: -3.91 dB

[Back to the Matrix](#)

This test report may be reproduced in full only. The document may only be updated by MiCOM Labs personnel. Any changes will be noted in the Document History section of the report.

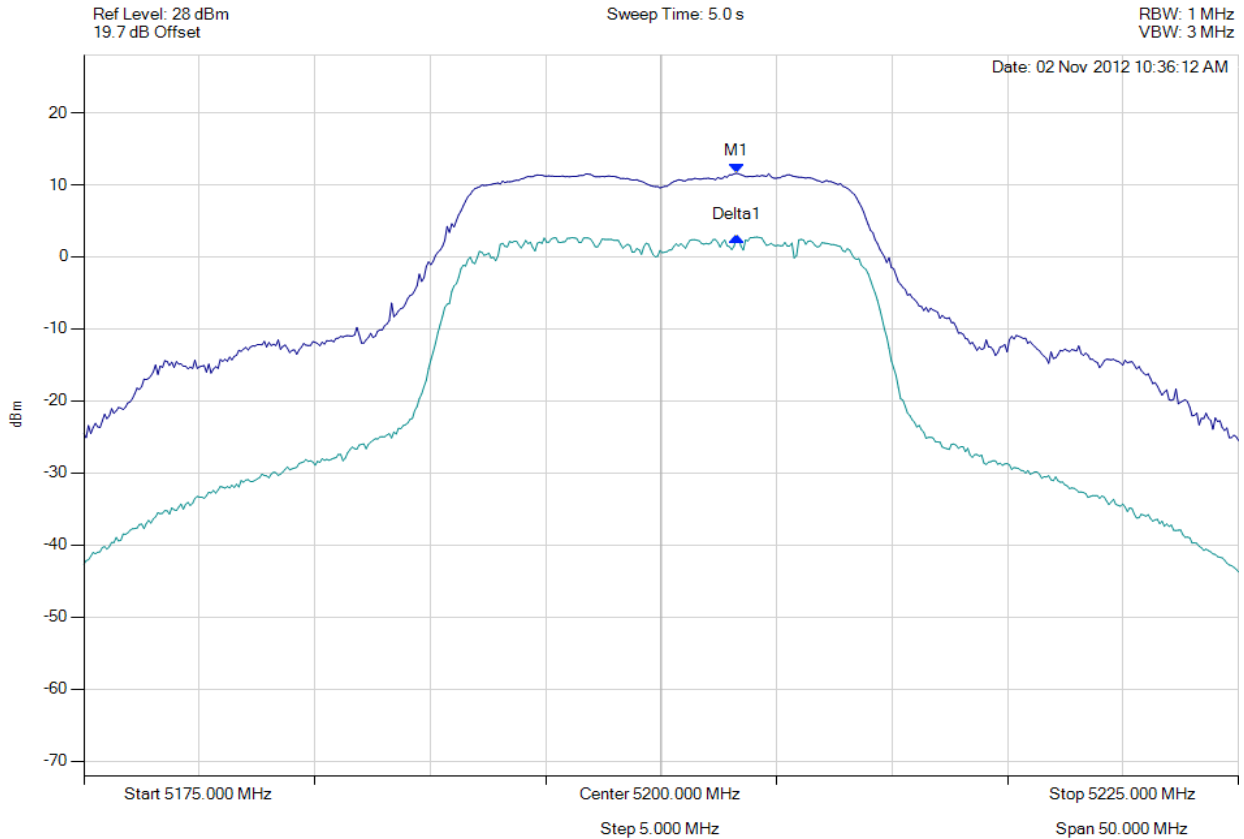


Title: Digi Connect Card for i.MX28 with Atheros AR6203
To: FCC 47 CFR Part 15.407 & IC RSS-210
Serial #: DIGI28-U3B Rev B
Issue Date: 25th April 2013
Page: 204 of 225



peak excursion

Variant: 802.11n HT-20, Channel: 5200.00 MHz, Chain a, Temp: Ambient, Voltage: 5.00V



Analyser Setup	Marker : Frequency : Amplitude	Test Results
Sweep Count = 0 RF Atten (dB) = 30 TRACE 1 Detector = MAX PEAK Trace Mode = VIEW TRACE 2 Detector = RMS Trace Mode = VIEW	M1 : 5203.257 MHz : 11.594 dBm Delta1 : 0 Hz : -8.848 dB	Measured Excursion Ratio: 8.85 dB Limit: -13.0 dB Margin: -4.15 dB

[Back to the Matrix](#)

This test report may be reproduced in full only. The document may only be updated by MiCOM Labs personnel. Any changes will be noted in the Document History section of the report.

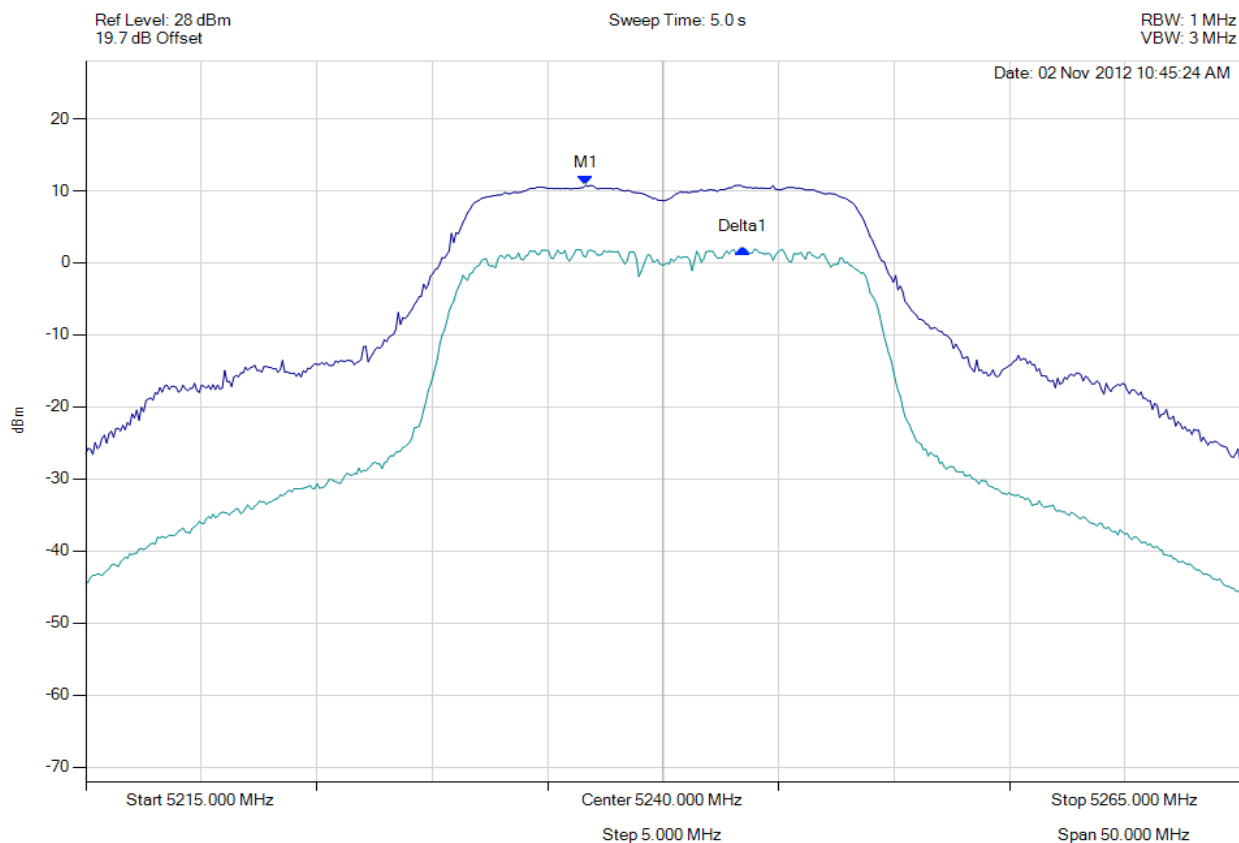


Title: Digi Connect Card for i.MX28 with Atheros AR6203
To: FCC 47 CFR Part 15.407 & IC RSS-210
Serial #: DIGI28-U3B Rev B
Issue Date: 25th April 2013
Page: 205 of 225



peak excursion

Variant: 802.11n HT-20, Channel: 5240.00 MHz, Chain a, Temp: Ambient, Voltage: 5.00V



Analyser Setup	Marker : Frequency : Amplitude	Test Results
Sweep Count = 0 RF Atten (dB) = 30 TRACE 1 Detector = MAX PEAK Trace Mode = VIEW TRACE 2 Detector = RMS Trace Mode = VIEW	M1 : 5236.643 MHz : 10.766 dBm Delta1 : 6.814 MHz : -8.827 dB	Measured Excursion Ratio: 8.83 dB Limit: -13.0 dB Margin: -4.17 dB

[Back to the Matrix](#)

This test report may be reproduced in full only. The document may only be updated by MiCOM Labs personnel. Any changes will be noted in the Document History section of the report.

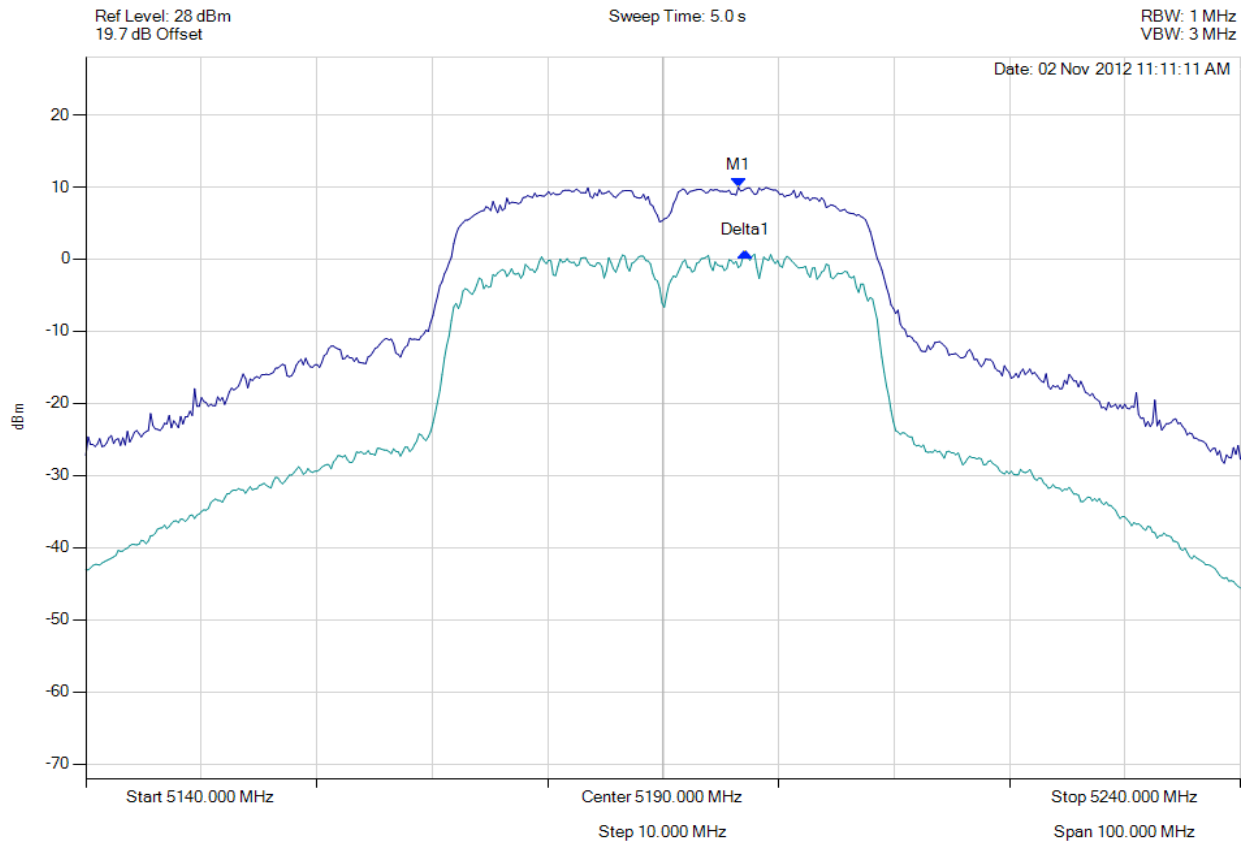


Title: Digi Connect Card for i.MX28 with Atheros AR6203
To: FCC 47 CFR Part 15.407 & IC RSS-210
Serial #: DIGI28-U3B Rev B
Issue Date: 25th April 2013
Page: 206 of 225



peak excursion

Variant: 802.11n HT-40, Channel: 5190.00 MHz, Chain a, Temp: Ambient, Voltage: 5.00V



Analyser Setup	Marker : Frequency : Amplitude	Test Results
Sweep Count = 0 RF Atten (dB) = 30 TRACE 1 Detector = MAX PEAK Trace Mode = VIEW TRACE 2 Detector = RMS Trace Mode = VIEW	M1 : 5196.513 MHz : 9.971 dBm Delta1 : 601 KHz : -9.081 dB	Measured Excursion Ratio: 9.08 dB Limit: -13.0 dB Margin: -3.92 dB

[Back to the Matrix](#)

This test report may be reproduced in full only. The document may only be updated by MiCOM Labs personnel. Any changes will be noted in the Document History section of the report.

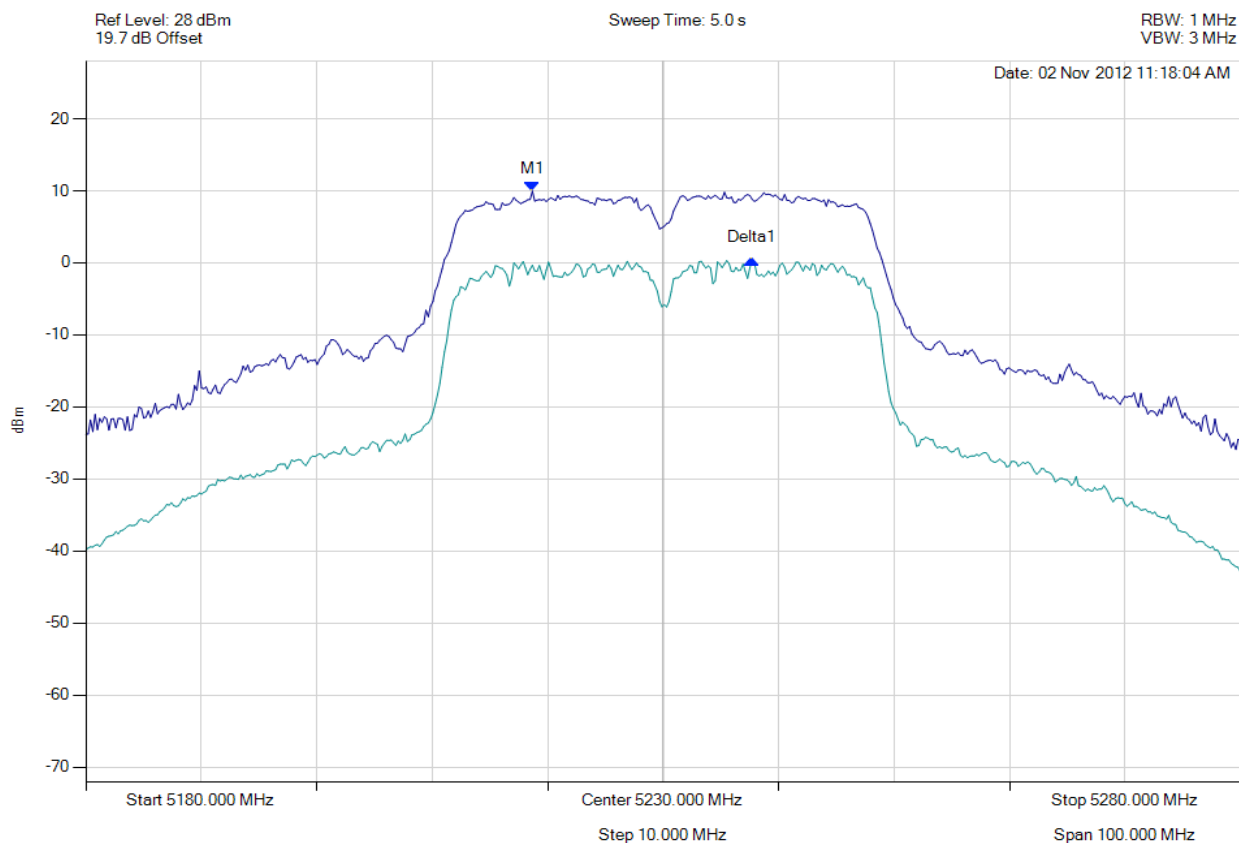


Title: Digi Connect Card for i.MX28 with Atheros AR6203
To: FCC 47 CFR Part 15.407 & IC RSS-210
Serial #: DIGI28-U3B Rev B
Issue Date: 25th April 2013
Page: 207 of 225



peak excursion

Variant: 802.11n HT-40, Channel: 5230.00 MHz, Chain a, Temp: Ambient, Voltage: 5.00V



Analyser Setup	Marker : Frequency : Amplitude	Test Results
Sweep Count = 0 RF Atten (dB) = 30 TRACE 1 Detector = MAX PEAK Trace Mode = VIEW TRACE 2 Detector = RMS Trace Mode = VIEW	M1 : 5218.677 MHz : 9.952 dBm Delta1 : 19.038 MHz : -9.434 dB	Measured Excursion Ratio: 9.43 dB Limit: -13.0 dB Margin: -3.57 dB

[Back to the Matrix](#)

This test report may be reproduced in full only. The document may only be updated by MiCOM Labs personnel. Any changes will be noted in the Document History section of the report.

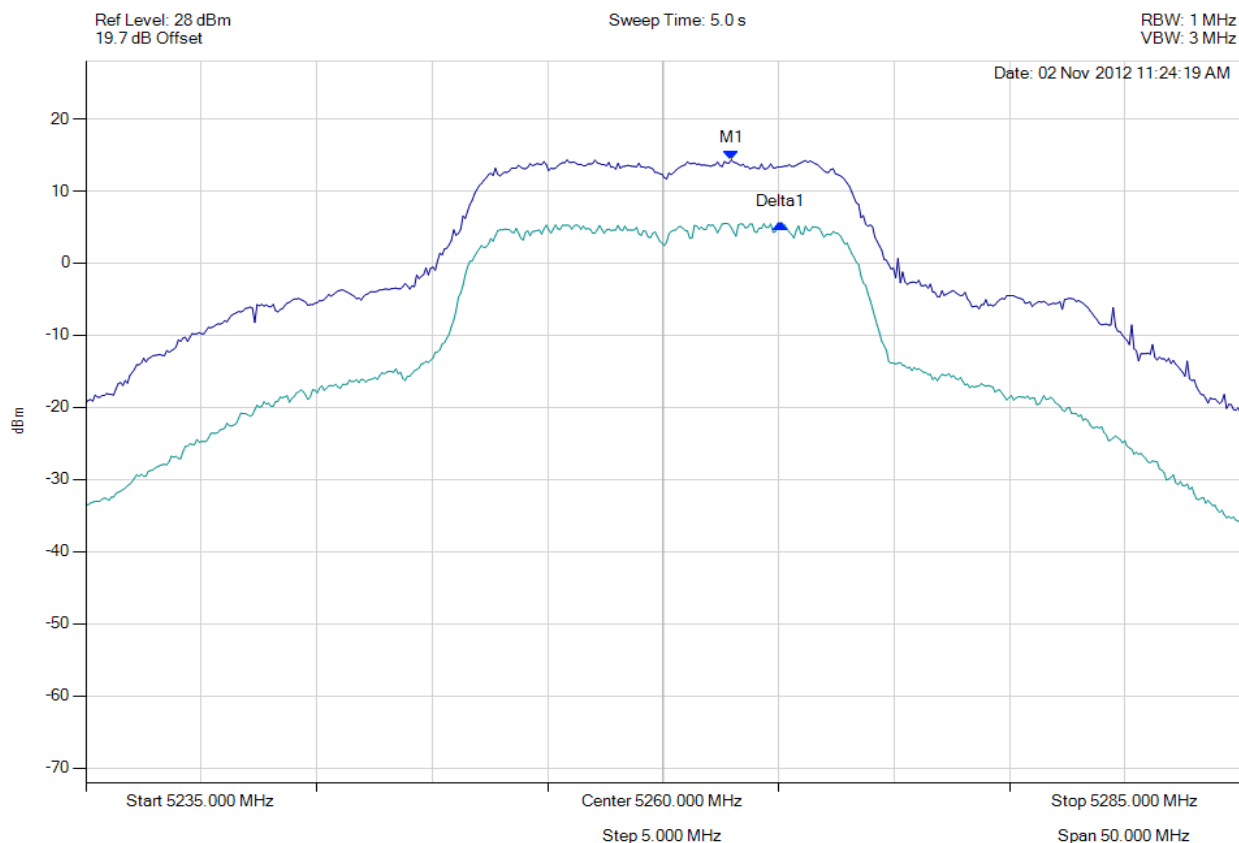


Title: Digi Connect Card for i.MX28 with Atheros AR6203
To: FCC 47 CFR Part 15.407 & IC RSS-210
Serial #: DIGI28-U3B Rev B
Issue Date: 25th April 2013
Page: 208 of 225



peak excursion

Variant: 802.11a, Channel: 5260.00 MHz, Chain a, Temp: Ambient, Voltage: 5.00V



Analyser Setup	Marker : Frequency : Amplitude	Test Results
Sweep Count = 0 RF Atten (dB) = 30 TRACE 1 Detector = MAX PEAK Trace Mode = VIEW TRACE 2 Detector = RMS Trace Mode = VIEW	M1 : 5262.956 MHz : 14.328 dBm Delta1 : 2.104 MHz : -8.792 dB	Measured Excursion Ratio: 8.79 dB Limit: -13.0 dB Margin: -4.21 dB

[Back to the Matrix](#)

This test report may be reproduced in full only. The document may only be updated by MiCOM Labs personnel. Any changes will be noted in the Document History section of the report.

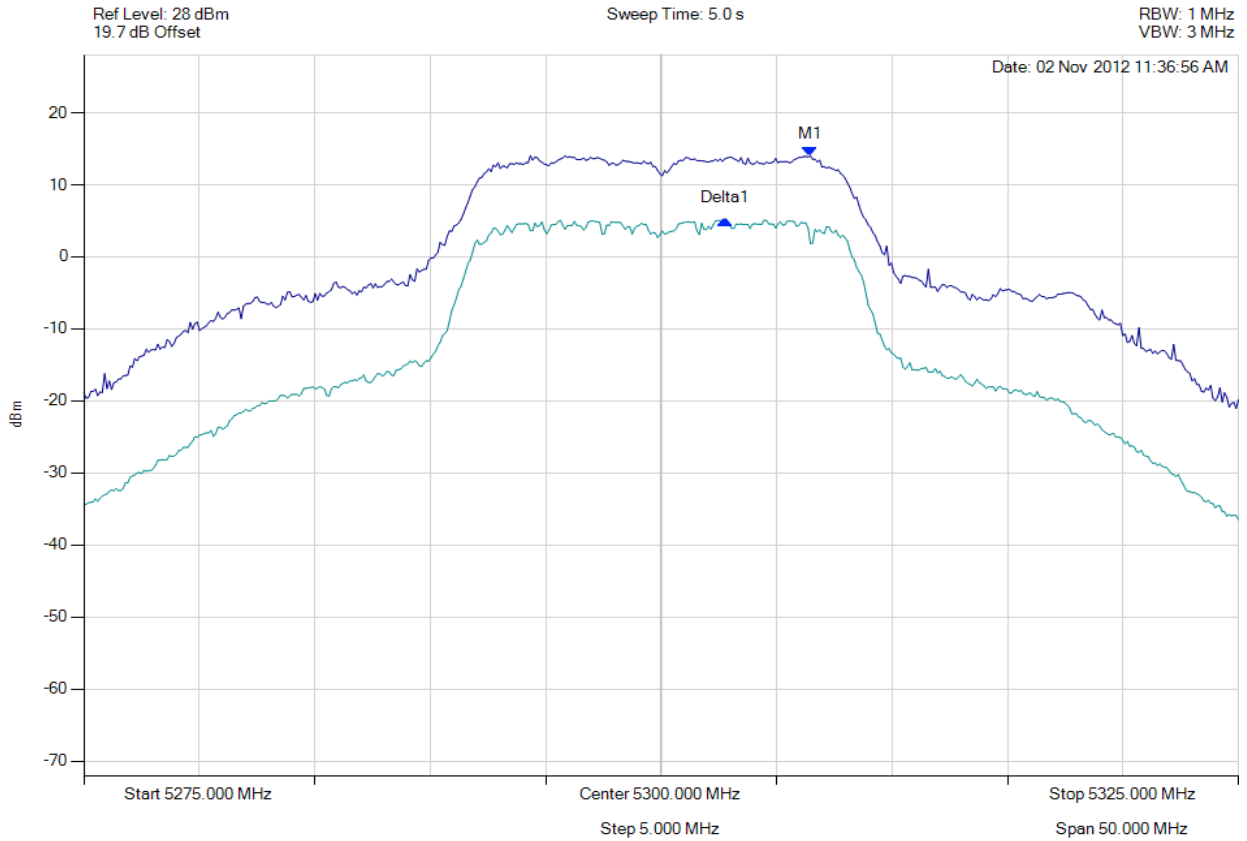


Title: Digi Connect Card for i.MX28 with Atheros AR6203
To: FCC 47 CFR Part 15.407 & IC RSS-210
Serial #: DIGI28-U3B Rev B
Issue Date: 25th April 2013
Page: 209 of 225



peak excursion

Variant: 802.11a, Channel: 5300.00 MHz, Chain a, Temp: Ambient, Voltage: 5.00V



Analyser Setup	Marker : Frequency : Amplitude	Test Results
Sweep Count = 0 RF Atten (dB) = 30 TRACE 1 Detector = MAX PEAK Trace Mode = VIEW TRACE 2 Detector = RMS Trace Mode = VIEW	M1 : 5306.463 MHz : 14.039 dBm Delta1 : -3707415 Hz : -8.905 dB	Measured Excursion Ratio: 8.91 dB Limit: -13.0 dB Margin: -4.09 dB

[Back to the Matrix](#)

This test report may be reproduced in full only. The document may only be updated by MiCOM Labs personnel. Any changes will be noted in the Document History section of the report.

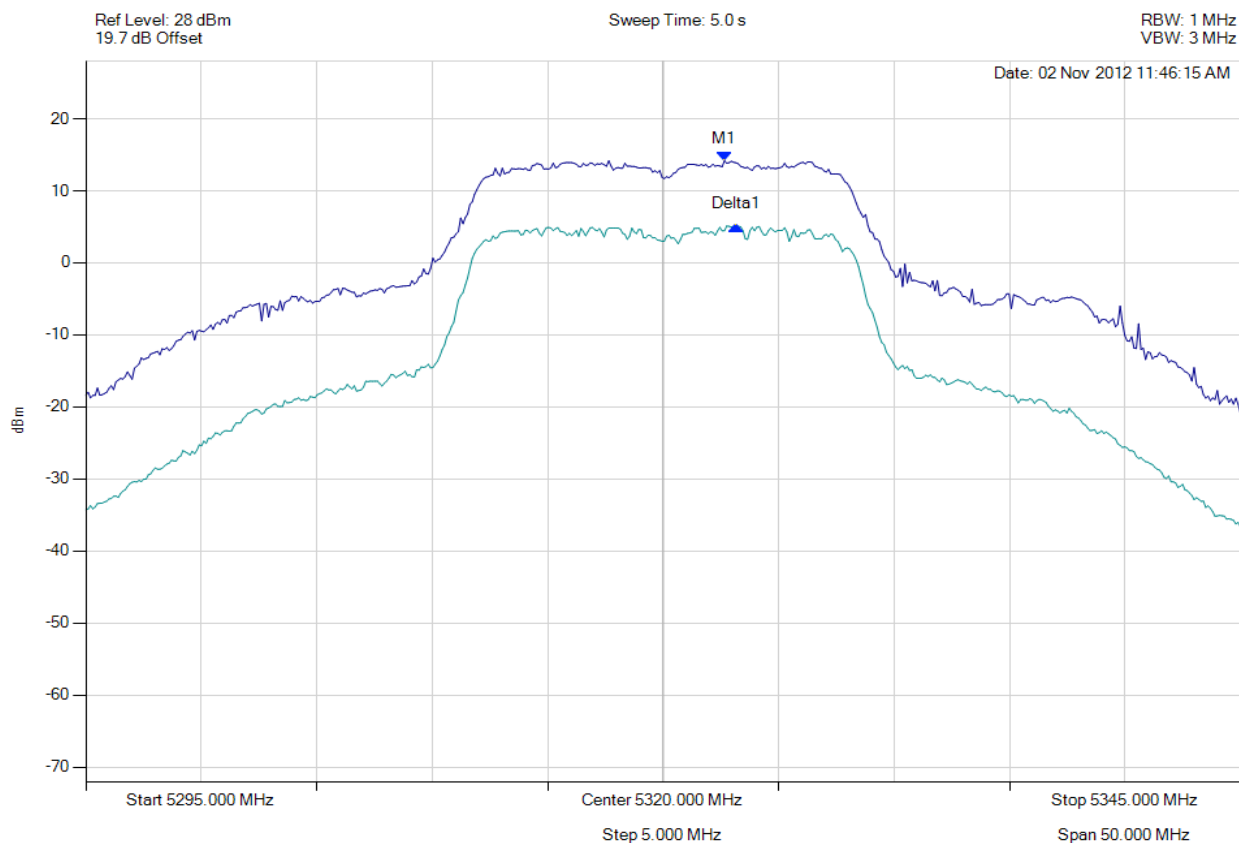


Title: Digi Connect Card for i.MX28 with Atheros AR6203
To: FCC 47 CFR Part 15.407 & IC RSS-210
Serial #: DIGI28-U3B Rev B
Issue Date: 25th April 2013
Page: 210 of 225



peak excursion

Variant: 802.11a, Channel: 5320.00 MHz, Chain a, Temp: Ambient, Voltage: 5.00V



Analyser Setup	Marker : Frequency : Amplitude	Test Results
Sweep Count = 0 RF Atten (dB) = 30 TRACE 1 Detector = MAX PEAK Trace Mode = VIEW TRACE 2 Detector = RMS Trace Mode = VIEW	M1 : 5322.655 MHz : 14.172 dBm Delta1 : 501 KHz : -9.052 dB	Measured Excursion Ratio: 9.05 dB Limit: -13.0 dB Margin: -3.95 dB

[Back to the Matrix](#)

This test report may be reproduced in full only. The document may only be updated by MiCOM Labs personnel. Any changes will be noted in the Document History section of the report.

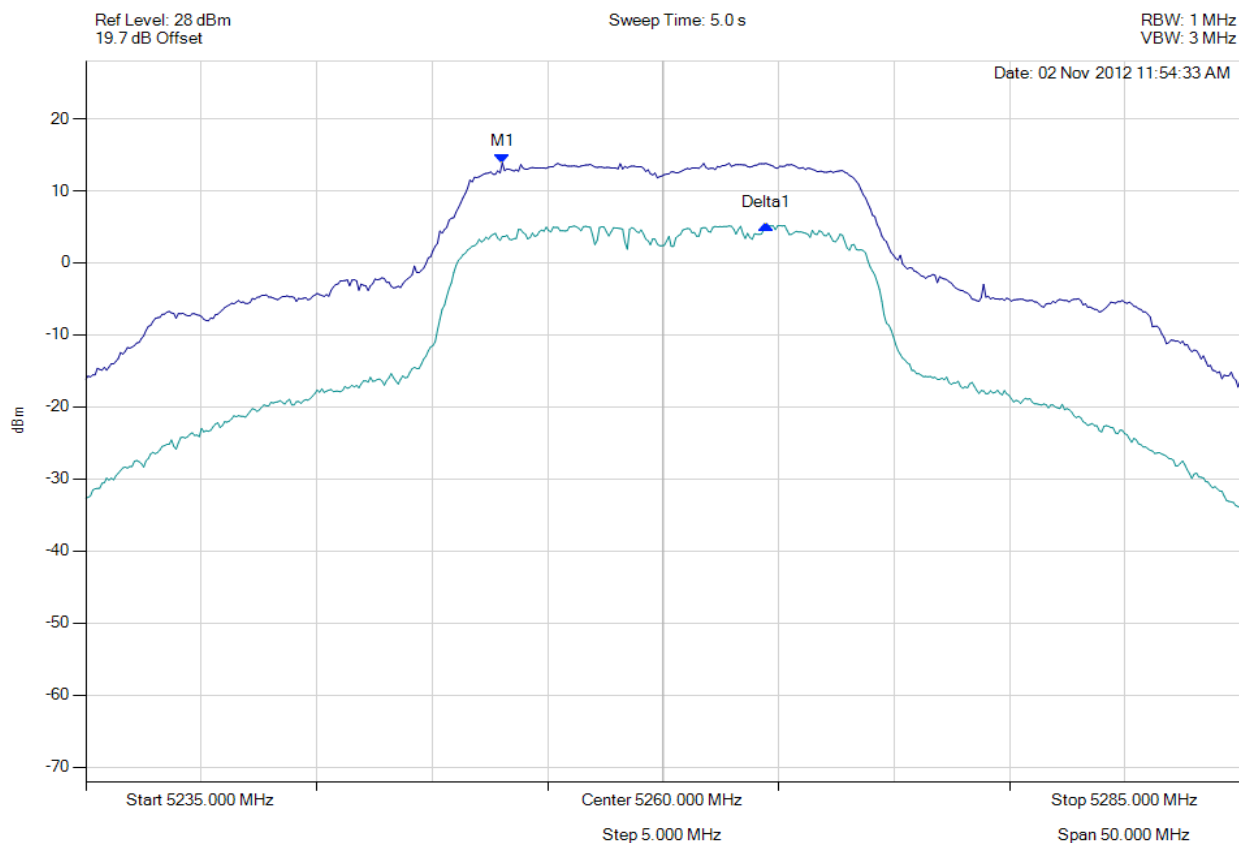


Title: Digi Connect Card for i.MX28 with Atheros AR6203
To: FCC 47 CFR Part 15.407 & IC RSS-210
Serial #: DIGI28-U3B Rev B
Issue Date: 25th April 2013
Page: 211 of 225



peak excursion

Variant: 802.11n HT-20, Channel: 5260.00 MHz, Chain a, Temp: Ambient, Voltage: 5.00V



Analyser Setup	Marker : Frequency : Amplitude	Test Results
Sweep Count = 0 RF Atten (dB) = 30 TRACE 1 Detector = MAX PEAK Trace Mode = VIEW TRACE 2 Detector = RMS Trace Mode = VIEW	M1 : 5253.036 MHz : 13.881 dBm Delta1 : 11.423 MHz : -8.630 dB	Measured Excursion Ratio: 8.63 dB Limit: -13.0 dB Margin: -4.37 dB

[Back to the Matrix](#)

This test report may be reproduced in full only. The document may only be updated by MiCOM Labs personnel. Any changes will be noted in the Document History section of the report.

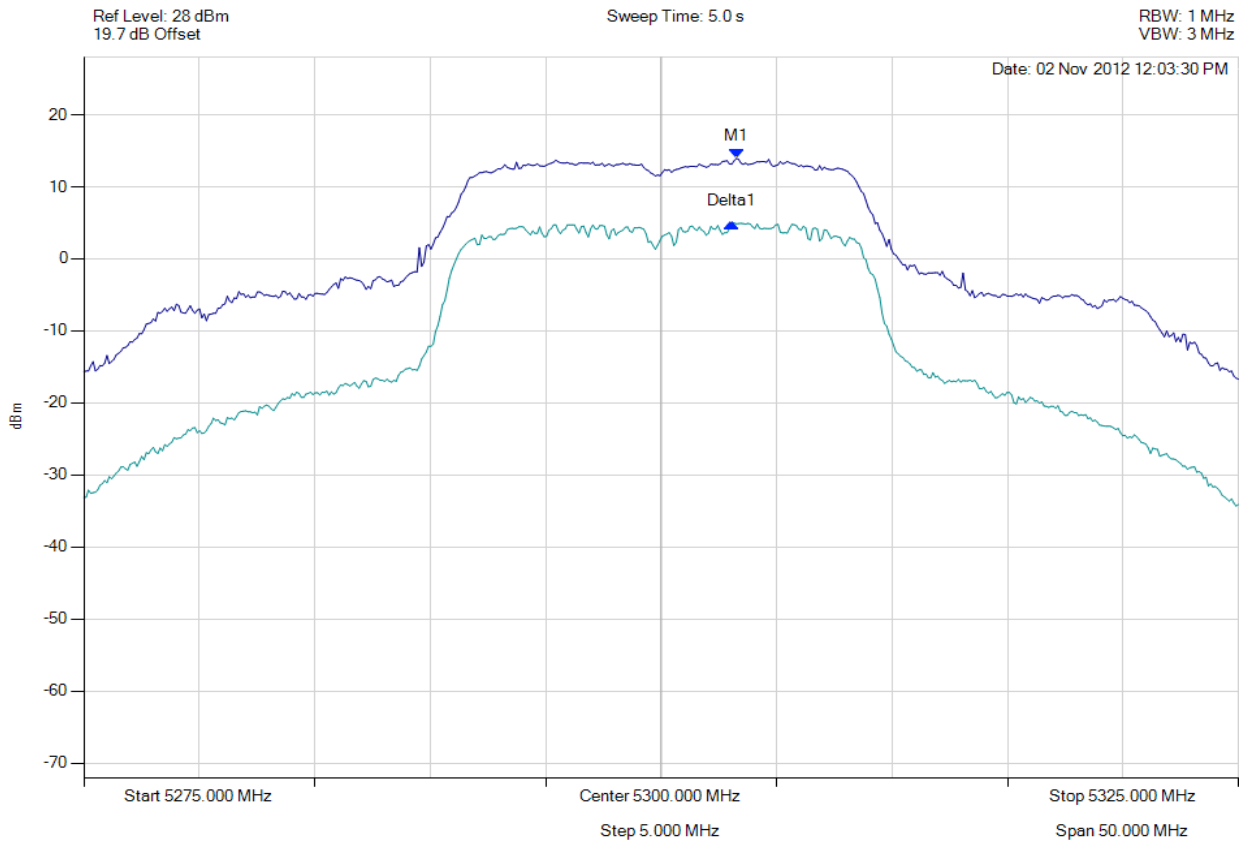


Title: Digi Connect Card for i.MX28 with Atheros AR6203
To: FCC 47 CFR Part 15.407 & IC RSS-210
Serial #: DIGI28-U3B Rev B
Issue Date: 25th April 2013
Page: 212 of 225



peak excursion

Variant: 802.11n HT-20, Channel: 5300.00 MHz, Chain a, Temp: Ambient, Voltage: 5.00V



Analyser Setup	Marker : Frequency : Amplitude	Test Results
Sweep Count = 0 RF Atten (dB) = 30 TRACE 1 Detector = MAX PEAK Trace Mode = VIEW TRACE 2 Detector = RMS Trace Mode = VIEW	M1 : 5303.257 MHz : 13.949 dBm Delta1 : -200401 Hz : -8.960 dB	Measured Excursion Ratio: 8.96 dB Limit: -13.0 dB Margin: -4.04 dB

[Back to the Matrix](#)

This test report may be reproduced in full only. The document may only be updated by MiCOM Labs personnel. Any changes will be noted in the Document History section of the report.

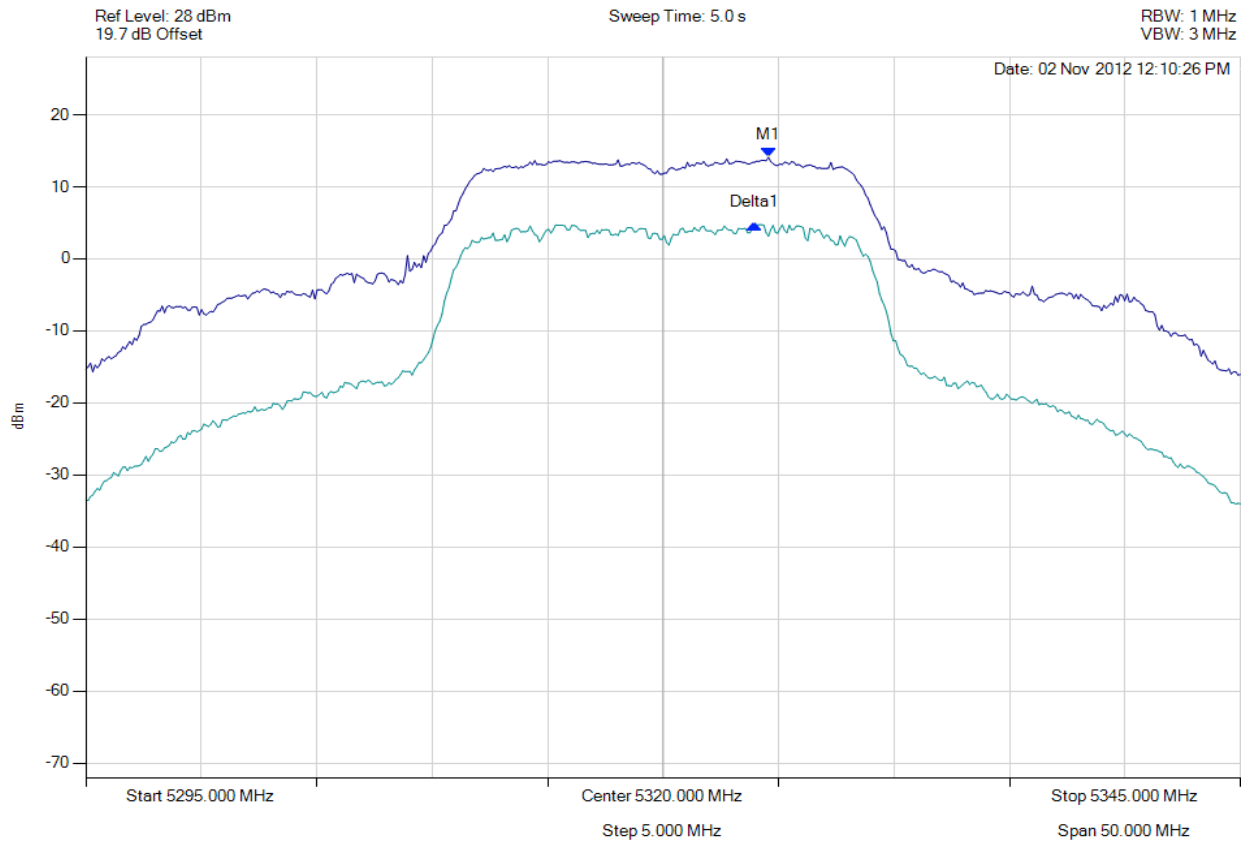


Title: Digi Connect Card for i.MX28 with Atheros AR6203
To: FCC 47 CFR Part 15.407 & IC RSS-210
Serial #: DIGI28-U3B Rev B
Issue Date: 25th April 2013
Page: 213 of 225



peak excursion

Variant: 802.11n HT-20, Channel: 5320.00 MHz, Chain a, Temp: Ambient, Voltage: 5.00V



Analyser Setup	Marker : Frequency : Amplitude	Test Results
Sweep Count = 0 RF Atten (dB) = 30 TRACE 1 Detector = MAX PEAK Trace Mode = VIEW TRACE 2 Detector = RMS Trace Mode = VIEW	M1 : 5324.559 MHz : 14.089 dBm Delta1 : -601202 Hz : -9.315 dB	Measured Excursion Ratio: 9.32 dB Limit: -13.0 dB Margin: -3.68 dB

[Back to the Matrix](#)

This test report may be reproduced in full only. The document may only be updated by MiCOM Labs personnel. Any changes will be noted in the Document History section of the report.

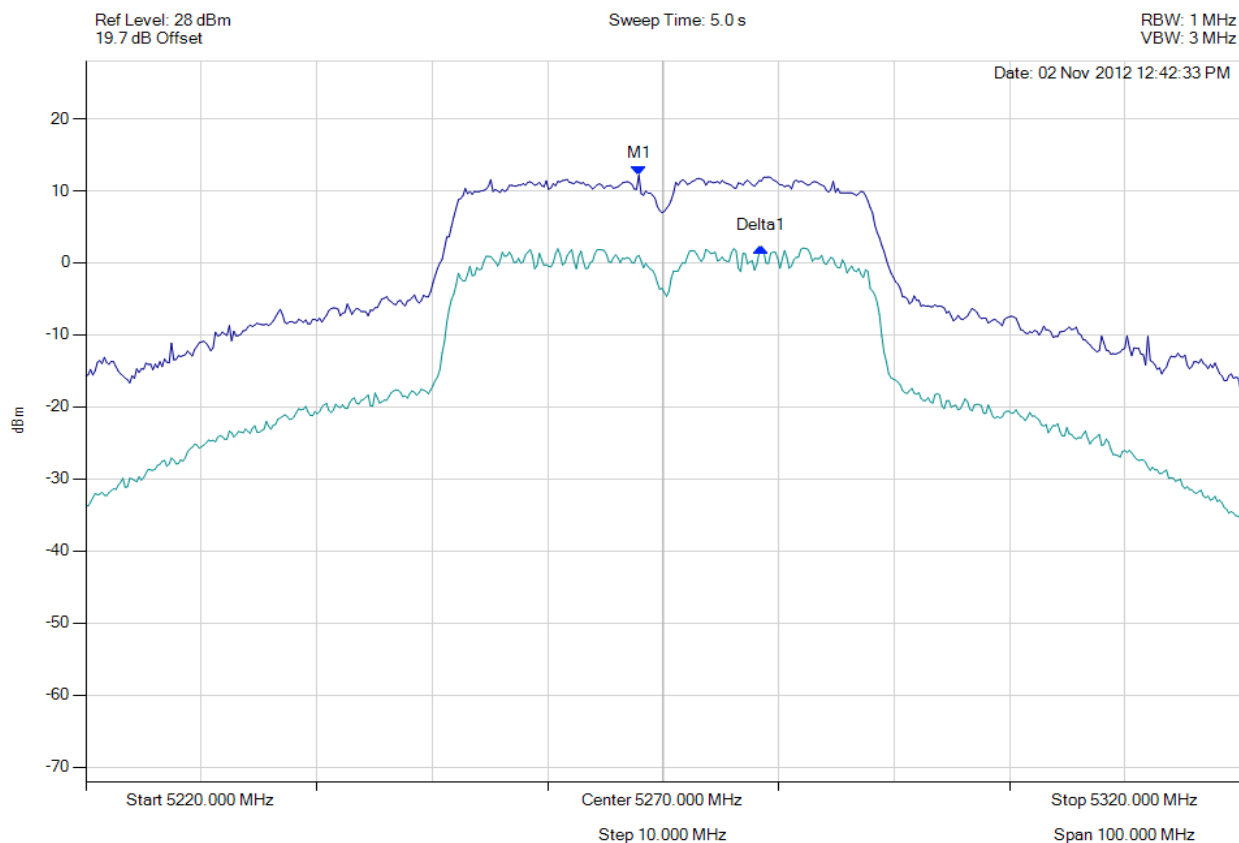


Title: Digi Connect Card for i.MX28 with Atheros AR6203
To: FCC 47 CFR Part 15.407 & IC RSS-210
Serial #: DIGI28-U3B Rev B
Issue Date: 25th April 2013
Page: 214 of 225



peak excursion

Variant: 802.11n HT-40, Channel: 5270.00 MHz, Chain a, Temp: Ambient, Voltage: 5.00V



Analyser Setup	Marker : Frequency : Amplitude	Test Results
Sweep Count = 0 RF Atten (dB) = 30 TRACE 1 Detector = MAX PEAK Trace Mode = VIEW TRACE 2 Detector = RMS Trace Mode = VIEW	M1 : 5267.896 MHz : 12.161 dBm Delta1 : 10.621 MHz : -10.091 dB	Measured Excursion Ratio: 10.09 dB Limit: -13.0 dB Margin: -2.91 dB

[Back to the Matrix](#)

This test report may be reproduced in full only. The document may only be updated by MiCOM Labs personnel. Any changes will be noted in the Document History section of the report.

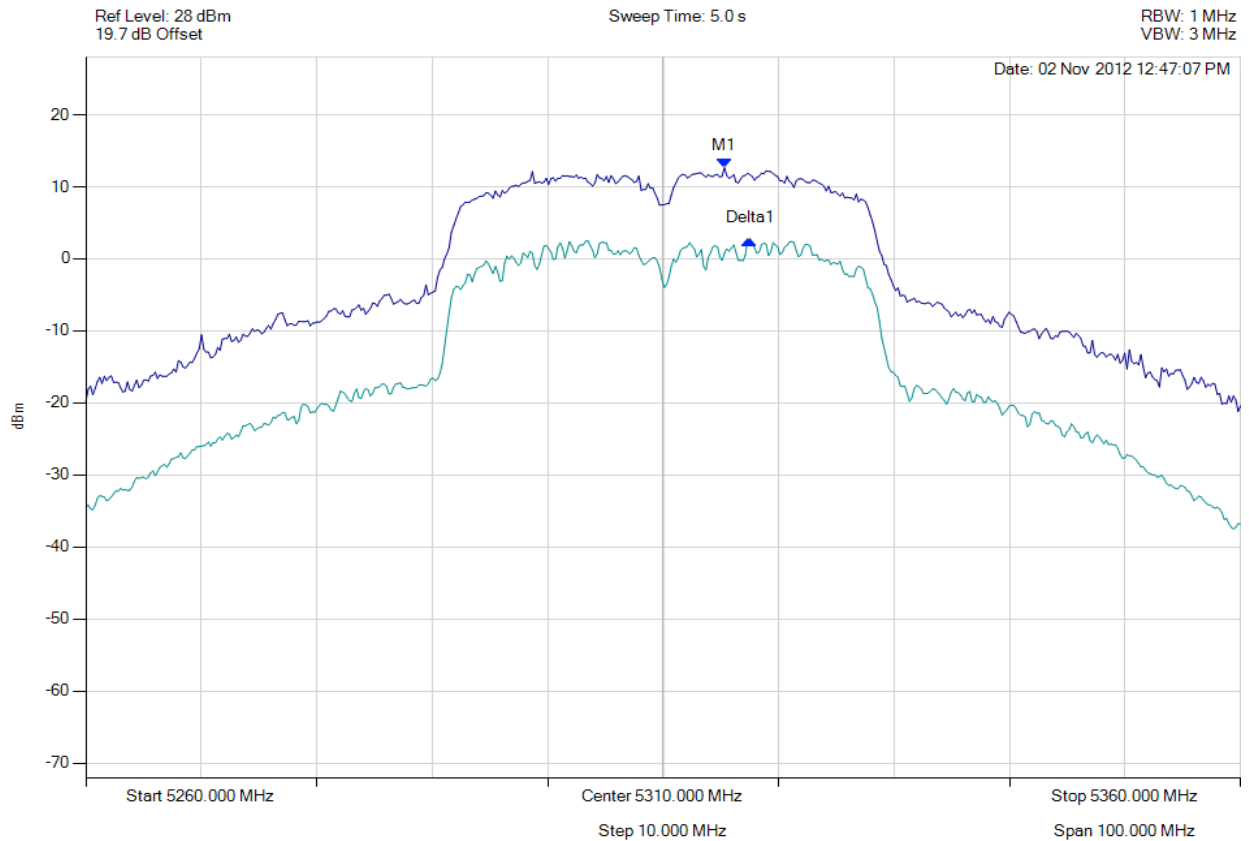


Title: Digi Connect Card for i.MX28 with Atheros AR6203
To: FCC 47 CFR Part 15.407 & IC RSS-210
Serial #: DIGI28-U3B Rev B
Issue Date: 25th April 2013
Page: 215 of 225



peak excursion

Variant: 802.11n HT-40, Channel: 5310.00 MHz, Chain a, Temp: Ambient, Voltage: 5.00V



Analyser Setup	Marker : Frequency : Amplitude	Test Results
Sweep Count = 0 RF Atten (dB) = 30 TRACE 1 Detector = MAX PEAK Trace Mode = VIEW TRACE 2 Detector = RMS Trace Mode = VIEW	M1 : 5315.311 MHz : 12.648 dBm Delta1 : 2.204 MHz : -9.948 dB	Measured Excursion Ratio: 9.95 dB Limit: -13.0 dB Margin: -3.05 dB

[Back to the Matrix](#)

This test report may be reproduced in full only. The document may only be updated by MiCOM Labs personnel. Any changes will be noted in the Document History section of the report.

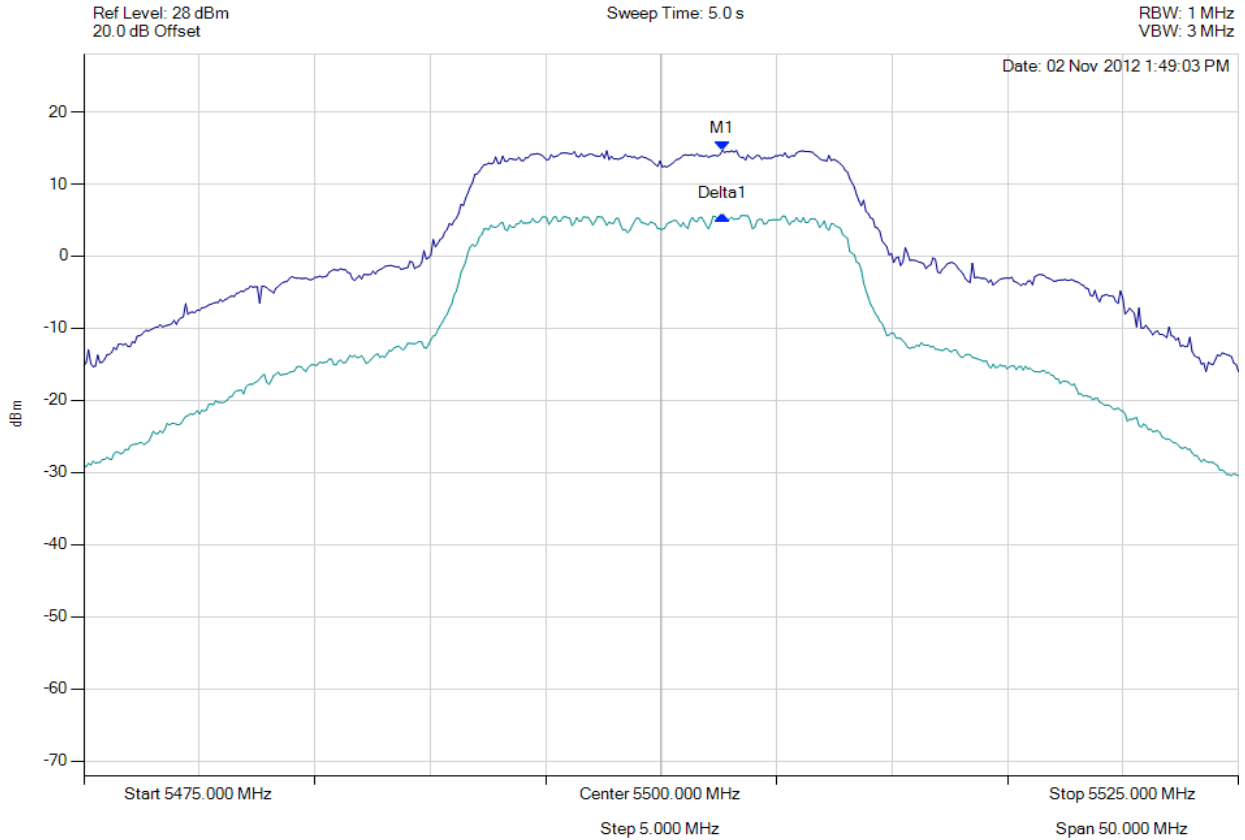


Title: Digi Connect Card for i.MX28 with Atheros AR6203
To: FCC 47 CFR Part 15.407 & IC RSS-210
Serial #: DIGI28-U3B Rev B
Issue Date: 25th April 2013
Page: 216 of 225



peak excursion

Variant: 802.11a, Channel: 5500.00 MHz, Chain a, Temp: Ambient, Voltage: 5.00V



Analyser Setup	Marker : Frequency : Amplitude	Test Results
Sweep Count = 0 RF Atten (dB) = 30 TRACE 1 Detector = MAX PEAK Trace Mode = VIEW TRACE 2 Detector = RMS Trace Mode = VIEW	M1 : 5502.655 MHz : 14.693 dBm Delta1 : 0 Hz : -9.012 dB	Measured Excursion Ratio: 9.01 dB Limit: -13.0 dB Margin: -3.99 dB

[Back to the Matrix](#)

This test report may be reproduced in full only. The document may only be updated by MiCOM Labs personnel. Any changes will be noted in the Document History section of the report.

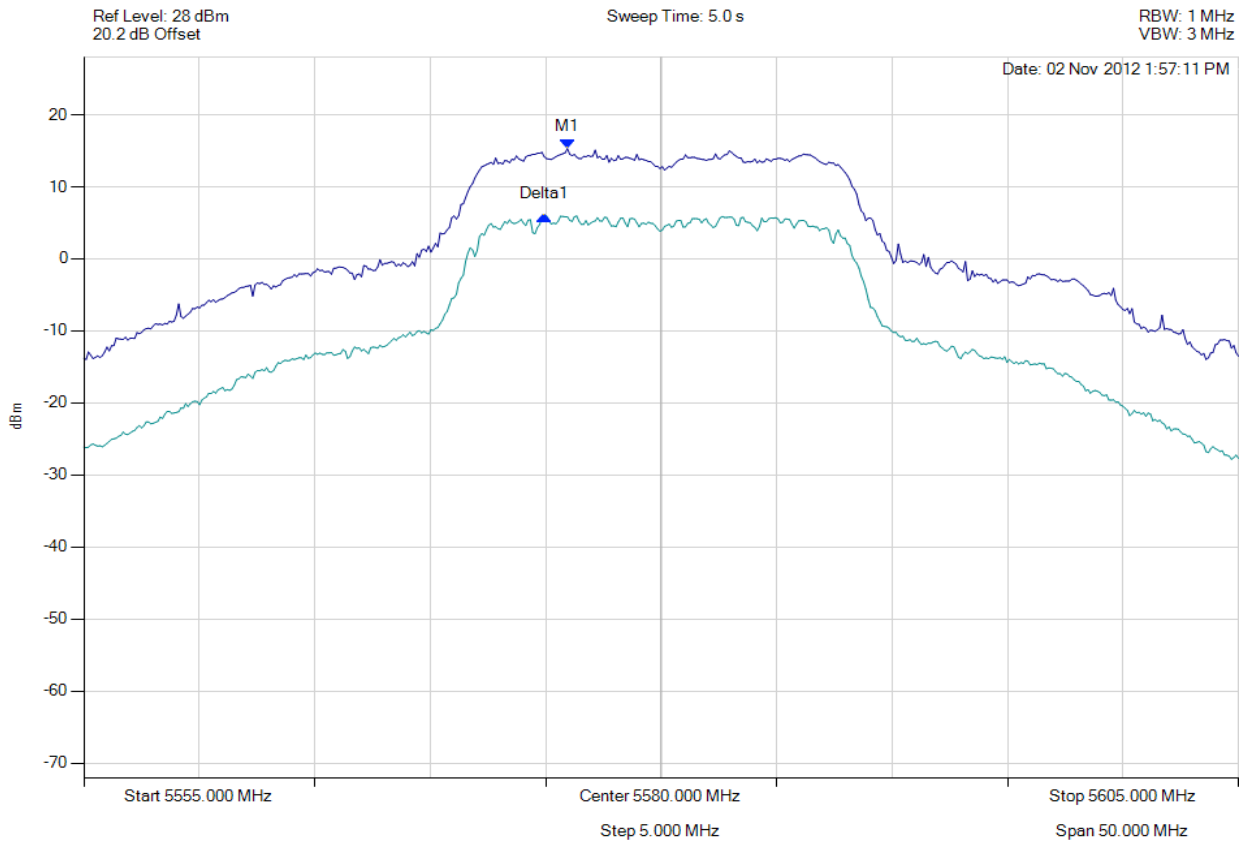


Title: Digi Connect Card for i.MX28 with Atheros AR6203
To: FCC 47 CFR Part 15.407 & IC RSS-210
Serial #: DIGI28-U3B Rev B
Issue Date: 25th April 2013
Page: 217 of 225



peak excursion

Variant: 802.11a, Channel: 5580.00 MHz, Chain a, Temp: Ambient, Voltage: 5.00V



Analyser Setup	Marker : Frequency : Amplitude	Test Results
Sweep Count = 0 RF Atten (dB) = 30 TRACE 1 Detector = MAX PEAK Trace Mode = VIEW TRACE 2 Detector = RMS Trace Mode = VIEW	M1 : 5575.942 MHz : 15.299 dBm Delta1 : -1002004 Hz : -9.332 dB	Measured Excursion Ratio: 9.33 dB Limit: -13.0 dB Margin: -3.67 dB

[Back to the Matrix](#)

This test report may be reproduced in full only. The document may only be updated by MiCOM Labs personnel. Any changes will be noted in the Document History section of the report.

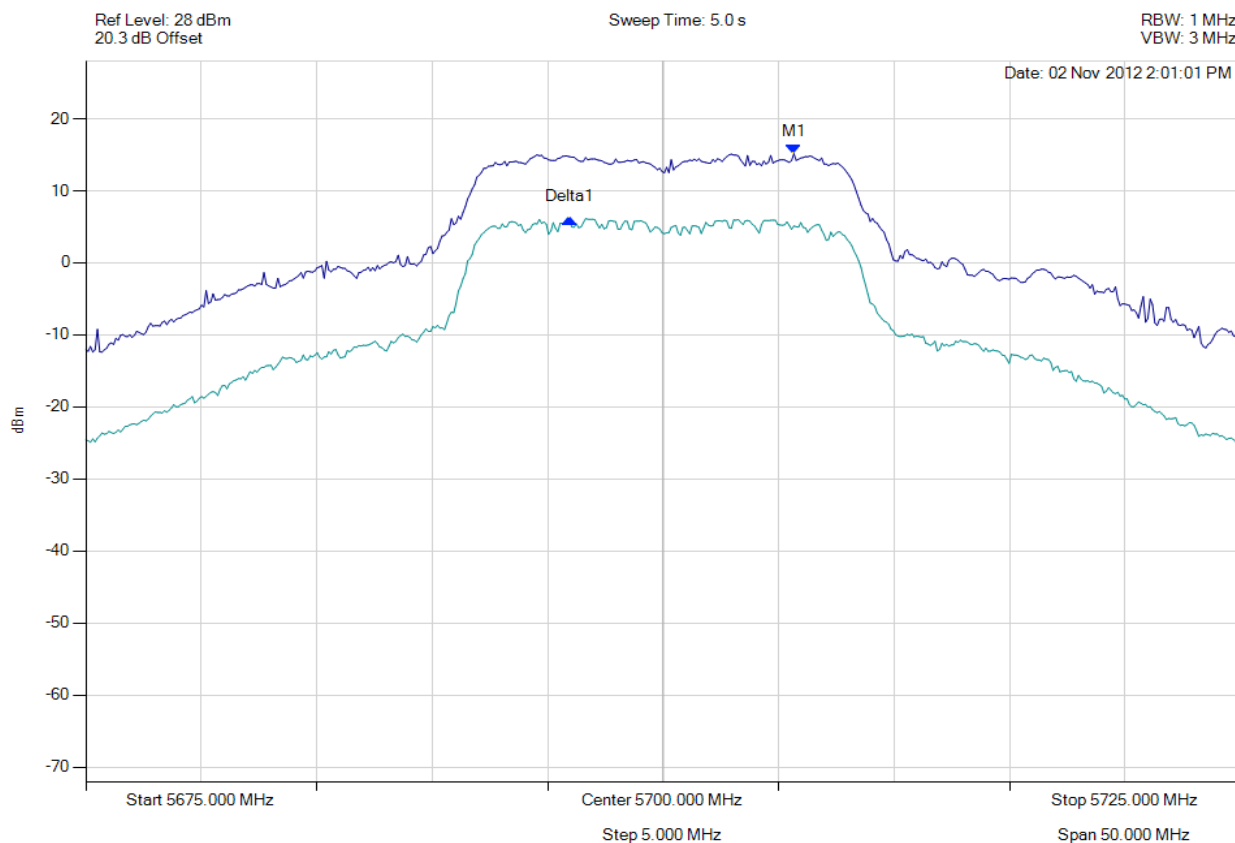


Title: Digi Connect Card for i.MX28 with Atheros AR6203
To: FCC 47 CFR Part 15.407 & IC RSS-210
Serial #: DIGI28-U3B Rev B
Issue Date: 25th April 2013
Page: 218 of 225



peak excursion

Variant: 802.11a, Channel: 5700.00 MHz, Chain a, Temp: Ambient, Voltage: 5.00V



Analyser Setup	Marker : Frequency : Amplitude	Test Results
Sweep Count = 0 RF Atten (dB) = 30 TRACE 1 Detector = MAX PEAK Trace Mode = VIEW TRACE 2 Detector = RMS Trace Mode = VIEW	M1 : 5705.661 MHz : 15.139 dBm Delta1 : -9719439 Hz : -8.989 dB	Measured Excursion Ratio: 8.99 dB Limit: -13.0 dB Margin: -4.01 dB

[Back to the Matrix](#)

This test report may be reproduced in full only. The document may only be updated by MiCOM Labs personnel. Any changes will be noted in the Document History section of the report.

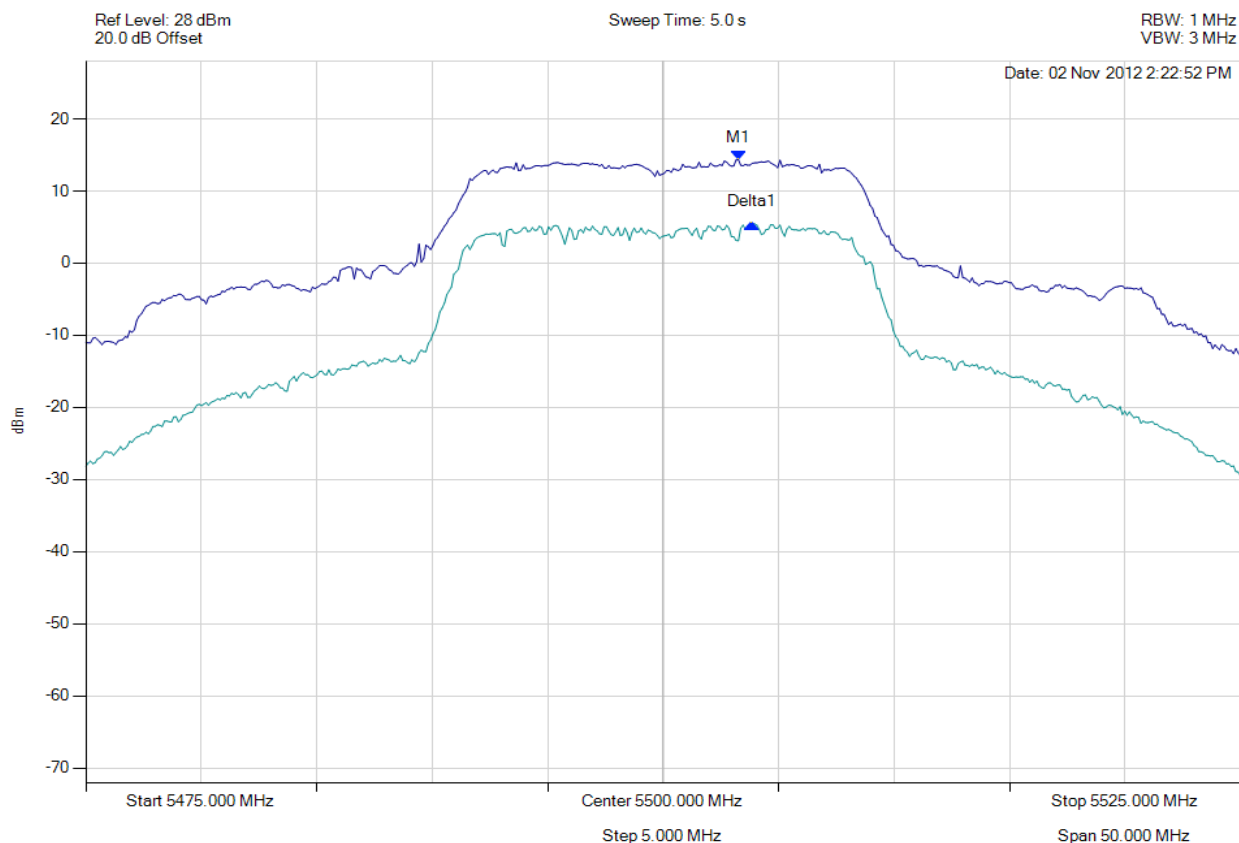


Title: Digi Connect Card for i.MX28 with Atheros AR6203
To: FCC 47 CFR Part 15.407 & IC RSS-210
Serial #: DIGI28-U3B Rev B
Issue Date: 25th April 2013
Page: 219 of 225



peak excursion

Variant: 802.11n HT-20, Channel: 5500.00 MHz, Chain a, Temp: Ambient, Voltage: 5.00V



Analyser Setup	Marker : Frequency : Amplitude	Test Results
Sweep Count = 0 RF Atten (dB) = 30 TRACE 1 Detector = MAX PEAK Trace Mode = VIEW TRACE 2 Detector = RMS Trace Mode = VIEW	M1 : 5503.257 MHz : 14.373 dBm Delta1 : 601 KHz : -8.937 dB	Measured Excursion Ratio: 8.94 dB Limit: -13.0 dB Margin: -4.06 dB

[Back to the Matrix](#)

This test report may be reproduced in full only. The document may only be updated by MiCOM Labs personnel. Any changes will be noted in the Document History section of the report.

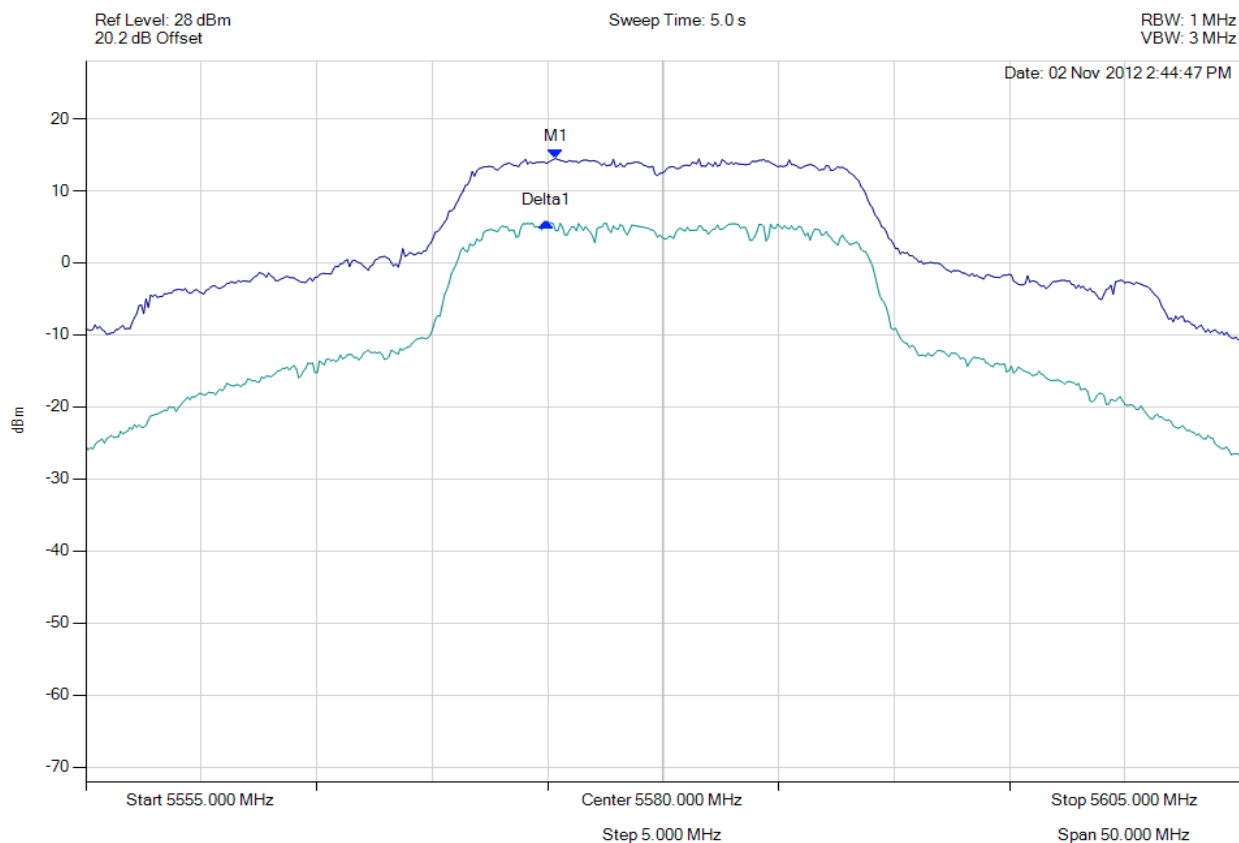


Title: Digi Connect Card for i.MX28 with Atheros AR6203
To: FCC 47 CFR Part 15.407 & IC RSS-210
Serial #: DIGI28-U3B Rev B
Issue Date: 25th April 2013
Page: 220 of 225



peak excursion

Variant: 802.11n HT-20, Channel: 5580.00 MHz, Chain a, Temp: Ambient, Voltage: 5.00V



Analyser Setup	Marker : Frequency : Amplitude	Test Results
Sweep Count = 0 RF Atten (dB) = 30 TRACE 1 Detector = MAX PEAK Trace Mode = VIEW TRACE 2 Detector = RMS Trace Mode = VIEW	M1 : 5575.341 MHz : 14.494 dBm Delta1 : -400802 Hz : -8.881 dB	Measured Excursion Ratio: 8.88 dB Limit: -13.0 dB Margin: -4.12 dB

[Back to the Matrix](#)

This test report may be reproduced in full only. The document may only be updated by MiCOM Labs personnel. Any changes will be noted in the Document History section of the report.

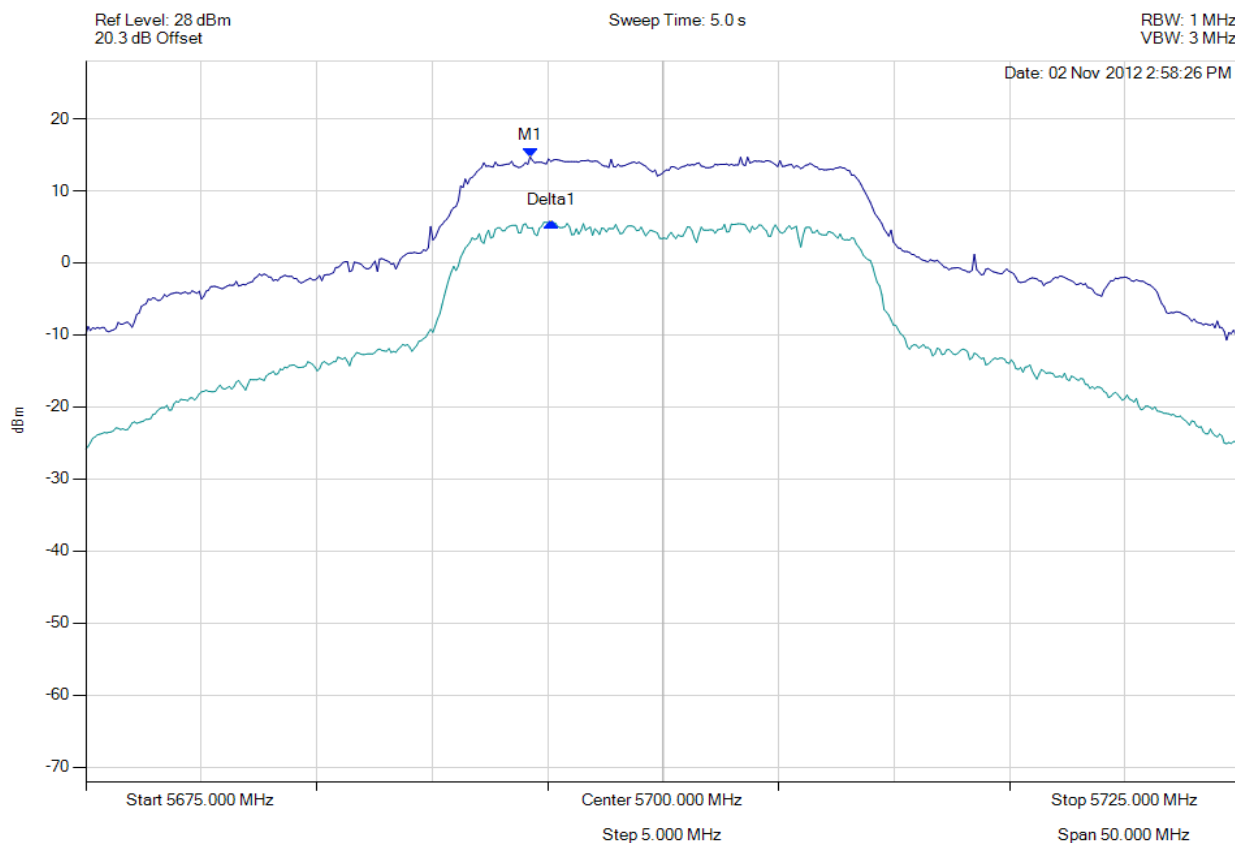


Title: Digi Connect Card for i.MX28 with Atheros AR6203
To: FCC 47 CFR Part 15.407 & IC RSS-210
Serial #: DIGI28-U3B Rev B
Issue Date: 25th April 2013
Page: 221 of 225



peak excursion

Variant: 802.11n HT-20, Channel: 5700.00 MHz, Chain a, Temp: Ambient, Voltage: 5.00V



Analyser Setup	Marker : Frequency : Amplitude	Test Results
Sweep Count = 0 RF Atten (dB) = 30 TRACE 1 Detector = MAX PEAK Trace Mode = VIEW TRACE 2 Detector = RMS Trace Mode = VIEW	M1 : 5694.238 MHz : 14.714 dBm Delta1 : 902 KHz : -9.069 dB	Measured Excursion Ratio: 9.07 dB Limit: -13.0 dB Margin: -3.93 dB

[Back to the Matrix](#)

This test report may be reproduced in full only. The document may only be updated by MiCOM Labs personnel. Any changes will be noted in the Document History section of the report.

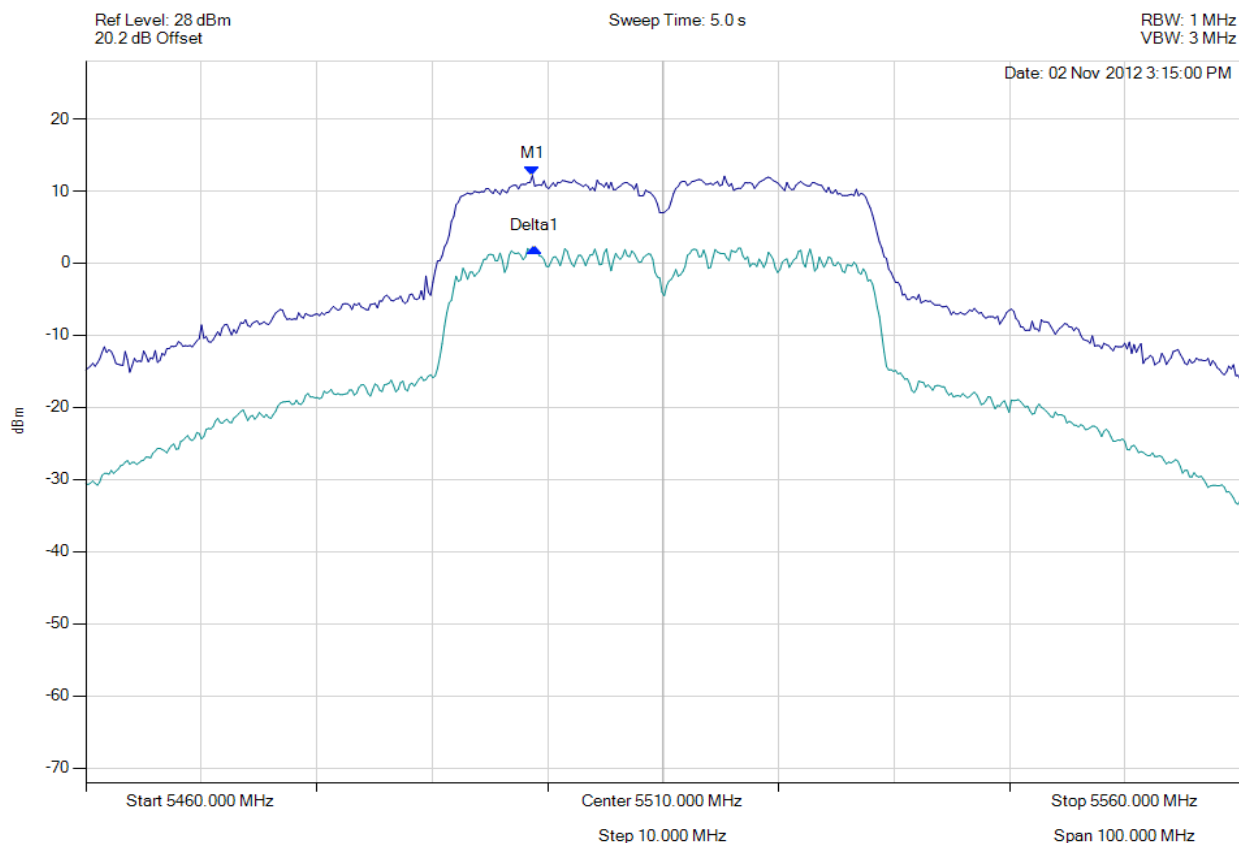


Title: Digi Connect Card for i.MX28 with Atheros AR6203
To: FCC 47 CFR Part 15.407 & IC RSS-210
Serial #: DIGI28-U3B Rev B
Issue Date: 25th April 2013
Page: 222 of 225



peak excursion

Variant: 802.11n HT-40, Channel: 5510.00 MHz, Chain a, Temp: Ambient, Voltage: 5.00V



Analyser Setup	Marker : Frequency : Amplitude	Test Results
Sweep Count = 0 RF Atten (dB) = 30 TRACE 1 Detector = MAX PEAK Trace Mode = VIEW TRACE 2 Detector = RMS Trace Mode = VIEW	M1 : 5498.677 MHz : 12.148 dBm Delta1 : 200 KHz : -10.043 dB	Measured Excursion Ratio: 10.04 dB Limit: -13.0 dB Margin: -2.96 dB

[Back to the Matrix](#)

This test report may be reproduced in full only. The document may only be updated by MiCOM Labs personnel. Any changes will be noted in the Document History section of the report.

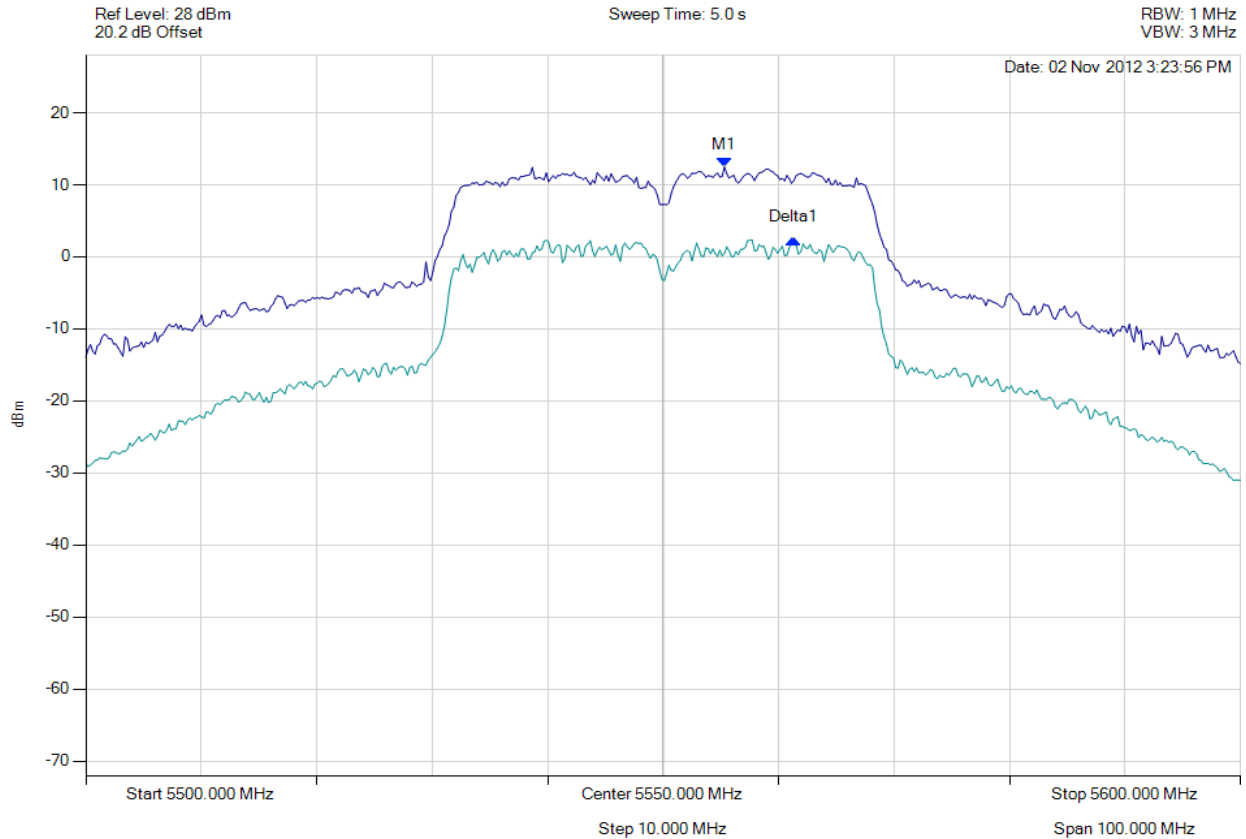


Title: Digi Connect Card for i.MX28 with Atheros AR6203
To: FCC 47 CFR Part 15.407 & IC RSS-210
Serial #: DIGI28-U3B Rev B
Issue Date: 25th April 2013
Page: 223 of 225



peak excursion

Variant: 802.11n HT-40, Channel: 5550.00 MHz, Chain a, Temp: Ambient, Voltage: 5.00V



Analyser Setup	Marker : Frequency : Amplitude	Test Results
Sweep Count = 0 RF Atten (dB) = 30 TRACE 1 Detector = MAX PEAK Trace Mode = VIEW TRACE 2 Detector = RMS Trace Mode = VIEW	M1 : 5555.311 MHz : 12.477 dBm Delta1 : 6.012 MHz : -10.047 dB	Measured Excursion Ratio: 10.05 dB Limit: -13.0 dB Margin: -2.95 dB

[Back to the Matrix](#)

This test report may be reproduced in full only. The document may only be updated by MiCOM Labs personnel. Any changes will be noted in the Document History section of the report.

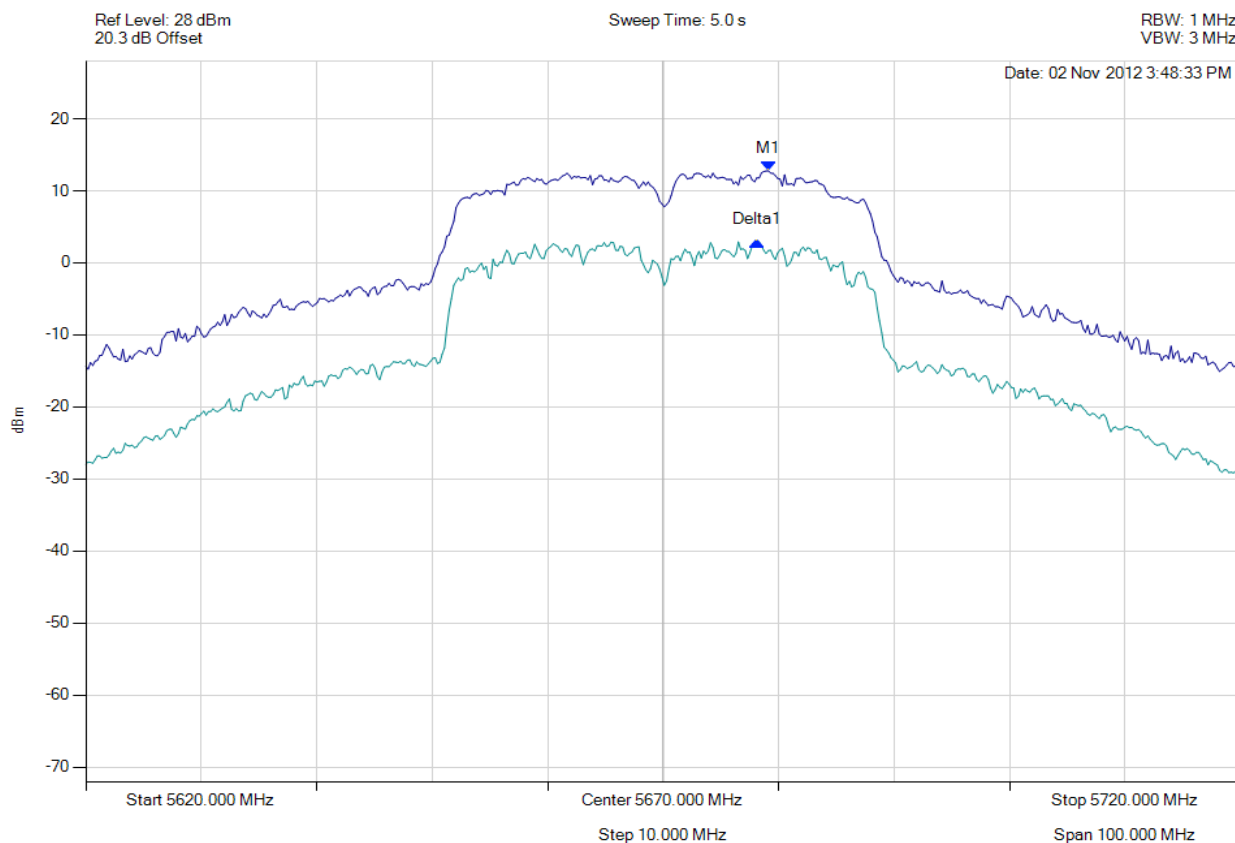


Title: Digi Connect Card for i.MX28 with Atheros AR6203
To: FCC 47 CFR Part 15.407 & IC RSS-210
Serial #: DIGI28-U3B Rev B
Issue Date: 25th April 2013
Page: 224 of 225



peak excursion

Variant: 802.11n HT-40, Channel: 5670.00 MHz, Chain a, Temp: Ambient, Voltage: 5.00V



Analyser Setup	Marker : Frequency : Amplitude	Test Results
Sweep Count = 0 RF Atten (dB) = 30 TRACE 1 Detector = MAX PEAK Trace Mode = VIEW TRACE 2 Detector = RMS Trace Mode = VIEW	M1 : 5679.118 MHz : 12.769 dBm Delta1 : -1002004 Hz : -9.772 dB	Measured Excursion Ratio: 9.77 dB Limit: -13.0 dB Margin: -3.23 dB

[Back to the Matrix](#)

This test report may be reproduced in full only. The document may only be updated by MiCOM Labs personnel. Any changes will be noted in the Document History section of the report.



440 Boulder Court, Suite 200
Pleasanton, CA 94566, USA
Tel: 1.925.462.0304
Fax: 1.925.462.0306
www.micomlabs.com