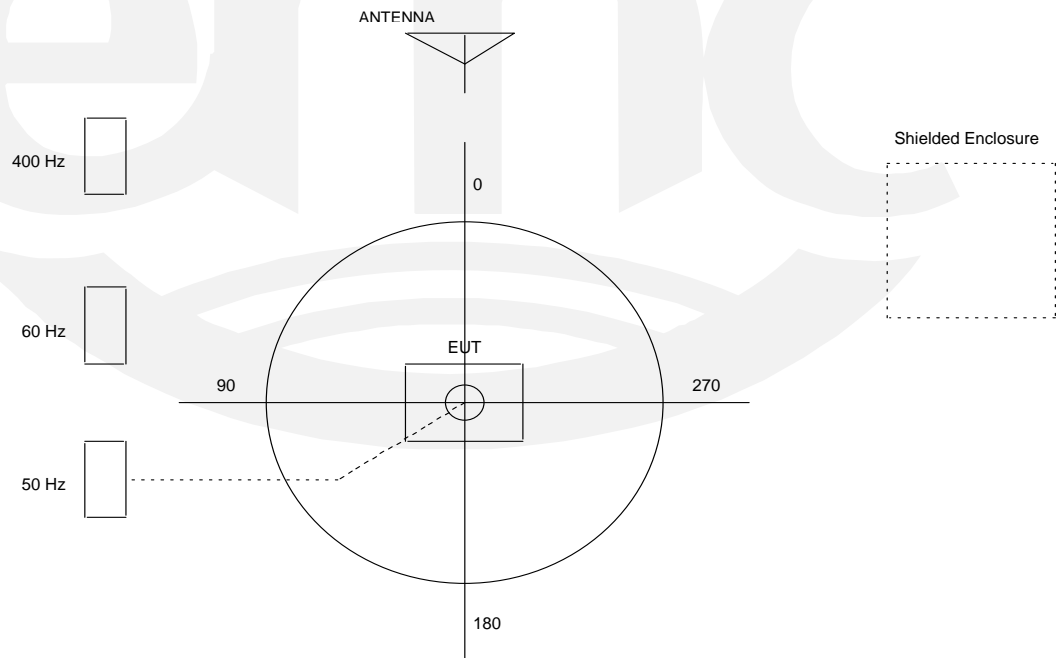


## TEST SETUP FOR EMISSIONS TESTING

### WILD RIVER LAB Large Test Site

**Notes:**

1. Items shown in dotted lines are located on the floor below the test area. It is 5 meters vertically from the ground floor to the test area.
2. 50 Hz, 60 Hz, and 400 Hz are power panels for alternating current.
3. The antenna may be positioned horizontally 3, 10 or 30 meters from the center of the turntable.
4. The circle is a 6.7 meter diameter turntable.
5. A ground plane is in the plane of this sheet.
6. The test sample is shown in the azimuthal position representing zero degrees.




**Test-setup photo(s):**  
**Conducted measurements**




**Test-setup photo(s):**  
**Radiated measurements**

**With 2dBi Antenna**




**Test-setup photo(s):**  
**Radiated measurements**

**With 2dBi Antenna**




**Test-setup photo(s):**  
**Radiated measurements**

**With PCB Antenna**



**Test-setup photo(s):**  
**Radiated measurements**

**With PCB Antenna**



**Test-setup photo(s):**  
**Conducted measurements**

**Conducted emissions testing was also performed under Test Report Number WC807028**

