

SAR Test Report

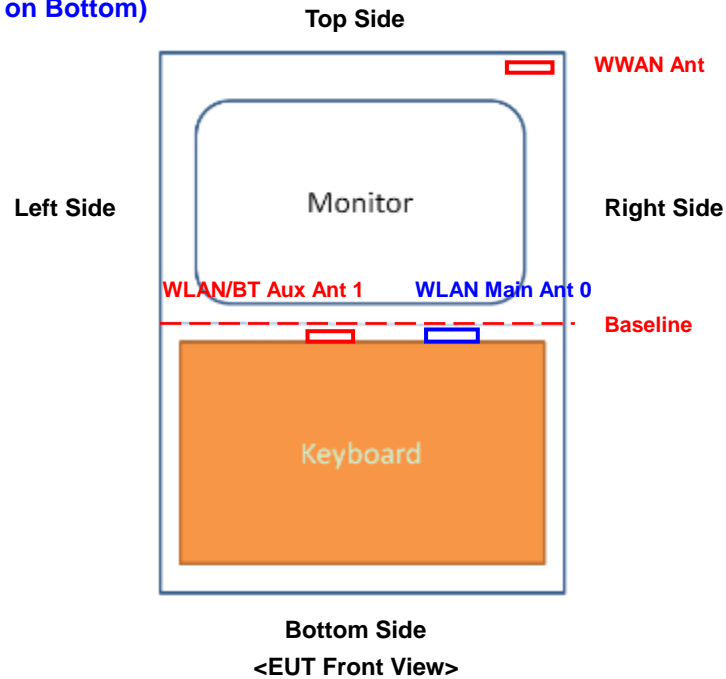
<Photographs of EUT>



SAR Test Report

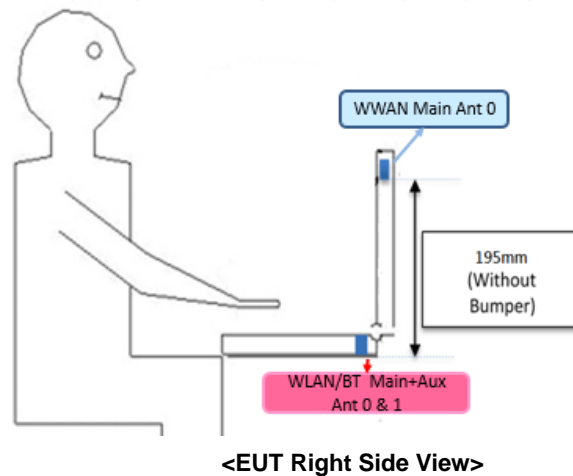
<Antenna Location>

SKU AB (WLAN Antenna on Bottom)



The separation distance for antenna to edge:

Antenna	To Top Side (mm)	To Baseline (mm)	To Left Side (mm)	To Right Side (mm)
WWAN Ant	2.59	195.00	233.10	43.30
Antenna	To Bottom Side (mm)	To Baseline (mm)	To Left Side (mm)	To Right Side (mm)
WLAN Main Ant 0	193.00	3.65	189.00	86.00
WLAN/BT Aux Ant 1	193.00	3.65	104.00	168.00

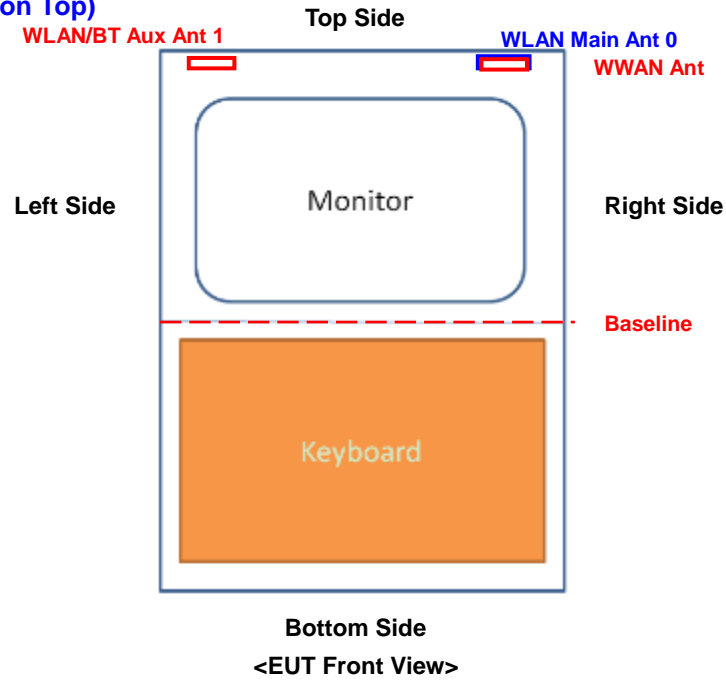


Antenna	To Rear Face (mm)
WWAN Ant	195.79
WLAN Main Ant 0	4.44
WLAN/BT Aux Ant 1	4.44

SAR Test Report

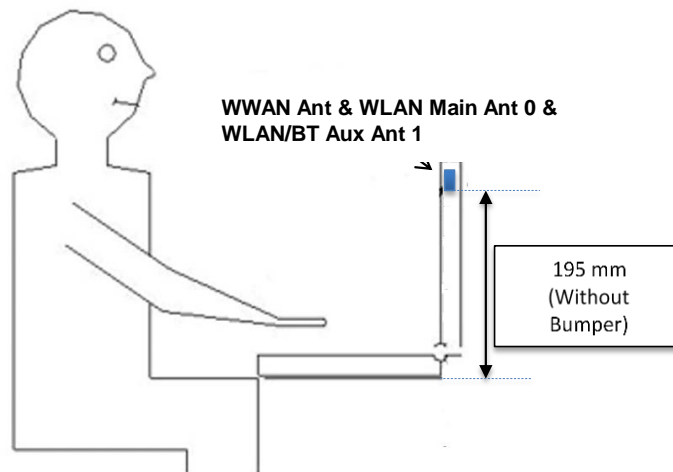
<Antenna Location>

SKU AT (WLAN Antenna on Top)



The separation distance for antenna to edge:

Antenna	To Top Side (mm)	To Baseline (mm)	To Left Side (mm)	To Right Side (mm)
WWAN Ant	2.59	195.00	233.10	43.30
WLAN Main Ant 0	2.59	195.00	233.10	43.30
WLAN/BT Aux Ant 1	2.59	195.00	36.44	240.00



<EUT Right Side View>

Antenna	To Rear Face (mm)
WWAN Ant	195.79
WLAN Main Ant 0	195.79
WLAN/BT Aux Ant 1	195.79

SAR Test Report

<Photographs of SAR Setup>



Bottom of EUT with 0 mm Gap