

Appendix B-1 WIFI6E SAR Plots of SAR Measurement

P01 WLAN UNII-5_802.11ax HE160_Top Side_0mm_Ch47_Sample1_Ant0_Power Reduction_w

Device under Test Properties

Model, Manufacturer	Dimensions [mm]	IMEI	DUT Type
BEDW-WTW-P21010157	312.0 x 214.0 x 12.0		Tablet

Exposure Conditions

Phantom Section, TSL	Position, Test Distance [mm]	Band	Group, UID	Frequency [MHz], Channel Number	Conversion Factor	TSL Conductivity [S/m]	TSL Permittivity
Flat	Top Side, 0.00	U-NII-5	WLAN, 10755-AAB	6185	5.65	5.73	34.3

Hardware Setup

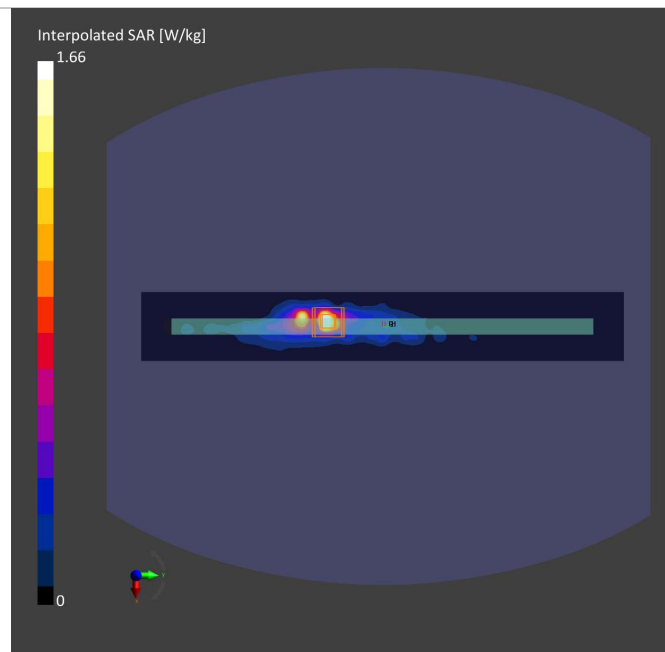
Phantom	TSL, Measured Date	Probe, Calibration Date	DAE, Calibration Date
ELI V5.0 (20deg probe tilt) - 1204	H50T72N1 , 2021-Apr-06	EX3DV4 - SN7555, 2020-09-28	DAE4 Sn1589, 2020-09-15

Scan Setup

	Area Scan	Zoom Scan
Grid Extents [mm]	51.0 x 357.0	22.0 x 22.0 x 22.0
Grid Steps [mm]	8.5 x 8.5	3.4 x 3.4 x 1.4
Sensor Surface [mm]	3.0	1.4

Measurement Results

	Area Scan	Zoom Scan
Date	2021-04-06	2021-04-06
psSAR1g [W/Kg]	0.277	0.326
psSAR10g [W/Kg]	0.081	0.082
Power Drift [dB]	-0.03	-0.12
M2/M1 [%]		54.1
Dist 3dB Peak [mm]		5.8



P04 WLAN UNII-5_802.11ax HE160_Bottom_0mm_Ch47_Sample1_Ant0_Power Reduction_w

Device under Test Properties

Model, Manufacturer	Dimensions [mm]	IMEI	DUT Type
BEDW-WTW-P21010159	312.0 x 214.0 x 12.0		Laptop

Exposure Conditions

Phantom Section, TSL	Position, Test Distance [mm]	Band	Group, UID	Frequency [MHz], Channel Number	Conversion Factor	TSL Conductivity [S/m]	TSL Permittivity
Flat,	Bottom, 0.00	U-NII-5	WLAN, 10755-AAB	6185	5.65	5.73	34.3

Hardware Setup

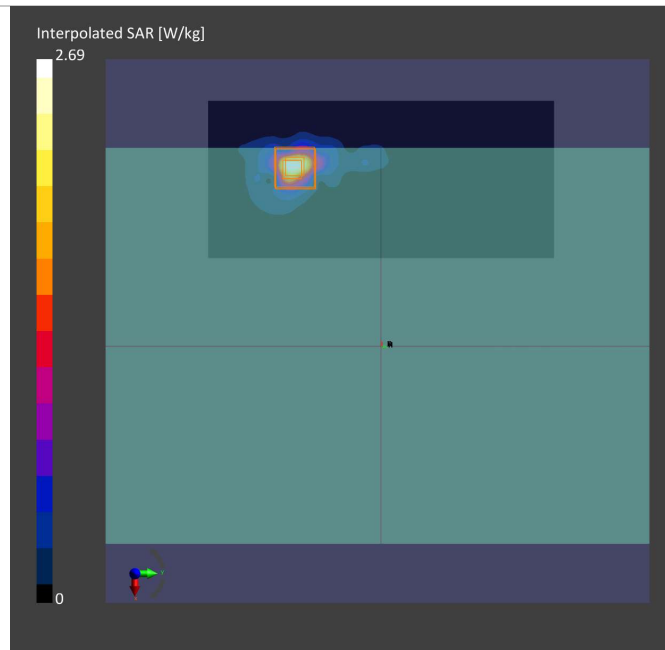
Phantom	TSL, Measured Date	Probe, Calibration Date	DAE, Calibration Date
ELI V5.0 (20deg probe tilt) - 1204	H50T72N1 , 2021-Apr-06	EX3DV4 - SN7555, 2020-09-28	DAE4 Sn1589, 2020-09-15

Scan Setup

	Area Scan	Zoom Scan
Grid Extents [mm]	85.0 x 187.0	22.0 x 22.0 x 22.0
Grid Steps [mm]	8.5 x 8.5	3.4 x 3.4 x 1.4
Sensor Surface [mm]	3.0	1.4

Measurement Results

	Area Scan	Zoom Scan
Date	2021-04-06	2021-04-06
psSAR1g [W/Kg]	0.525	0.559
psSAR10g [W/Kg]	0.150	0.157
Power Drift [dB]	-0.05	-0.14
M2/M1 [%]		54.9
Dist 3dB Peak [mm]		5.5



Appendix B-1 WIFI6E PD Plots of SAR Measurement

Test Lab: Bureau Veritas ADT SAR/HAC/PD Testing Lab

Power Density Plot No.:

P01 WLAN UNII-5_802.11ax HE160_Top Side_0mm_Ch47_Sample1_Ant 0_Power Reduction_w

Device under Test Properties

Name, Manufacturer	Dimensions [mm]	IMEI	DUT Type
BEDW-WTW-P21010157	310.0 x 212.0 x 20.0		Tablet

Exposure Conditions

Phantom Section	Position, Test Distance [mm]	Band	Group, UID	Frequency [MHz], Channel Number	Conversion Factor
5GAir	Top Side 2.00	U-NII-5	WLAN	6185.0	1.0

Hardware Setup

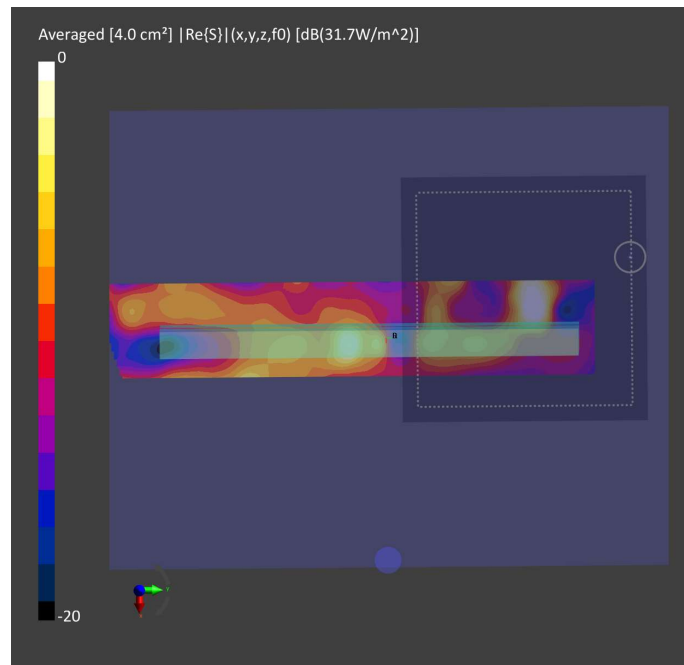
Phantom	Medium	Probe, Calibration Date	DAE, Calibration Date
mmWave	--Air--	EUmmWV3 - SN9361_F1-78GHz, 2020-09-24	DAE4 Sn1589, 2020-05-28

Scan Setup

	5G Scan
Grid Extents [mm]	25.0 x 25.0
Grid Steps [lambda]	0.25 x 0.25
Sensor Surface [mm]	2.0

Measurement Results

	5G Scan
Date	2021-04-07
Avg. Area [cm ²]	4.00
pStotavg[W/m ²]	0.467
pSnavg [W/m ²]	0.440
E _{peak} [V/m]	31.7



Test Lab: Bureau Veritas ADT SAR/HAC/PD Testing Lab

Power Density Plot No.:

P04 WLAN UNII-5_802.11ax HE160_Bottom_0mm_Ch47_Sample1_Ant 0_Power Reduction_w

Device under Test Properties

Name, Manufacturer	Dimensions [mm]	IMEI	DUT Type
BEDW-WTW-P21010157	310.0 x 212.0 x 20.0		NB

Exposure Conditions

Phantom Section	Position, Test Distance [mm]	Band	Group, UID	Frequency [MHz], Channel Number	Conversion Factor
5GAir	Bottom 2.00	U-NII-5	WLAN	6185.0	1.0

Hardware Setup

Phantom	Medium	Probe, Calibration Date	DAE, Calibration Date
mmWave	--Air--	EUmmWV3 - SN9361_F1-78GHz, 2020-09-24	DAE4 Sn1589, 2020-05-28

Scan Setup

	5G Scan
Grid Extents [mm]	25.0 x 25.0
Grid Steps [lambda]	0.25 x 0.25
Sensor Surface [mm]	2.0

Measurement Results

	5G Scan
Date	2021-04-07
Avg. Area [cm ²]	4.00
pStotavg [W/m ²]	1.29
pSnavg [W/m ²]	0.879
Epeak [V/m]	43.4

