


## **Appendix D. Photographs of EUT and Setup**

The setup photographs for SAR testing are shown as follows.

<Photographs of EUT>



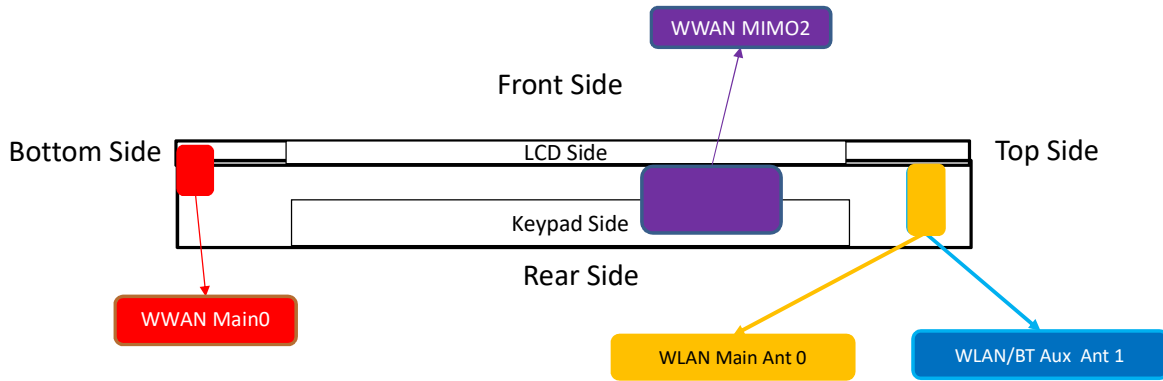
<Photographs of Setup>



SAR - Bottom of EUT at 0 mm

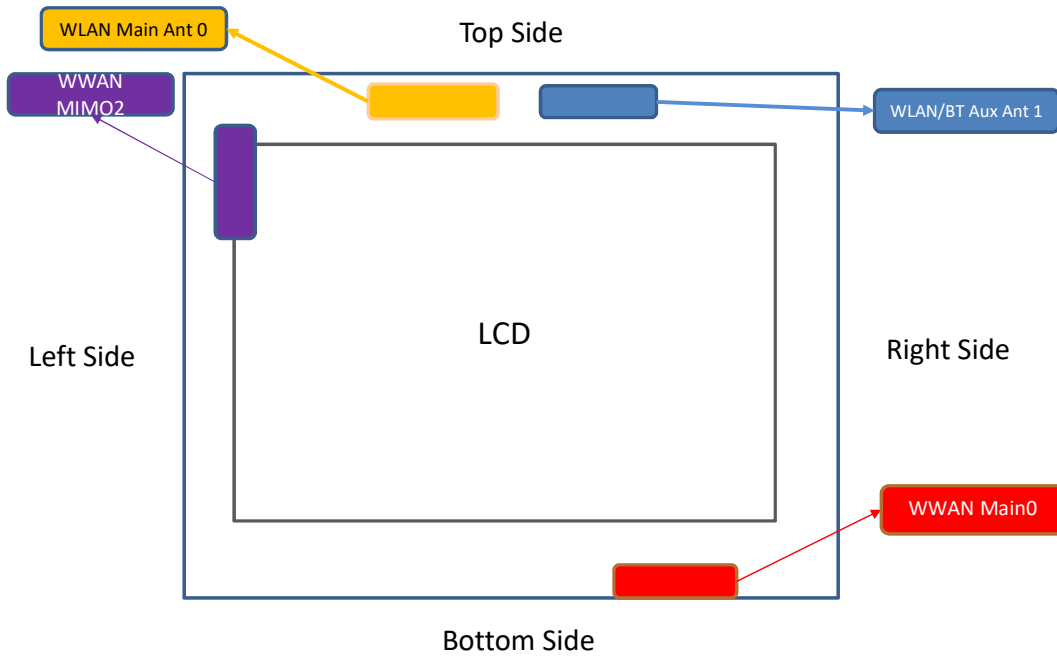
Power Density - Bottom of EUT at 0 mm

<Right Side View> Convertible PC Tablet Mode



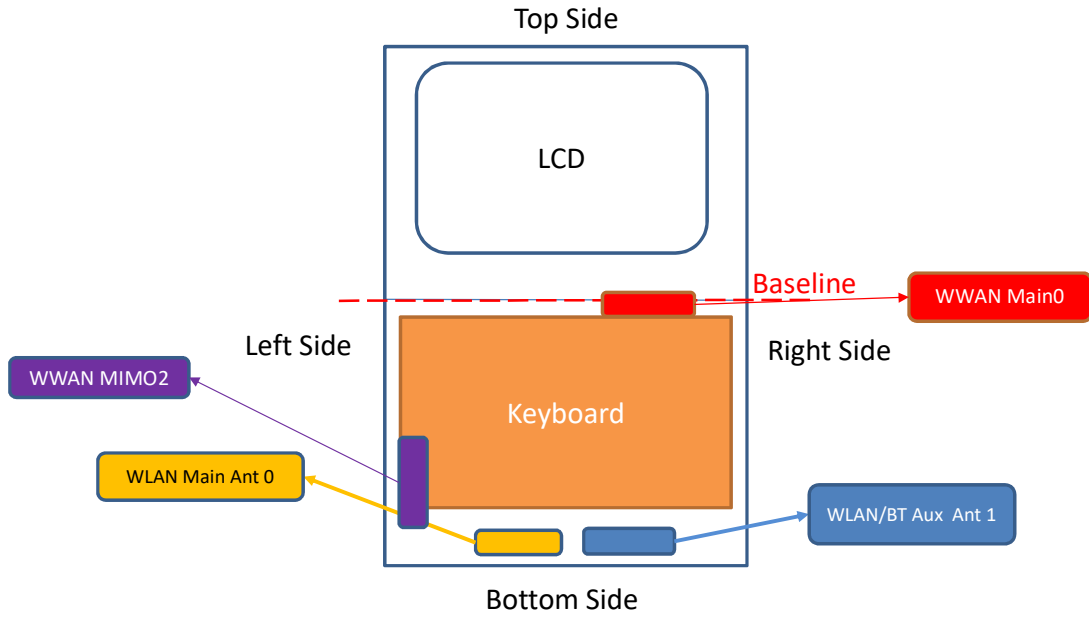
Antenna	To Front Side	To Rear Side	Support Band
	(mm)	(mm)	
WWAN MIMO2	2.00	2.00	LTE2, 7, 66
WWAN Main0	1.00	8.00	WCDMA 2, 4, 5 LTE 2, 4, 5, 7, 12, 13, 14, 17, 25, 26, 30, 38, 41, 66
WLAN Main Ant 0	2.00	2.00	WLAN
WLAN/BT Aux Ant 1	2.00	2.00	WLAN+BT

<Front Face View> Convertible PC Tablet Mode



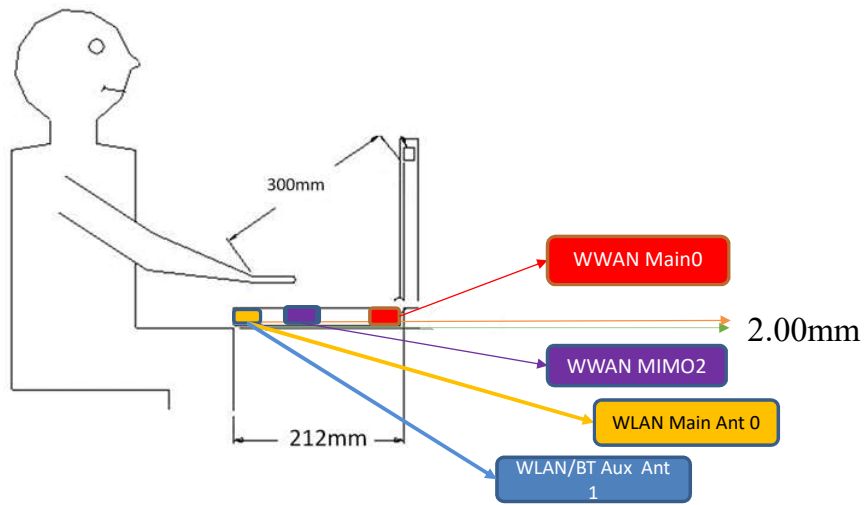
Antenna	To Top Side	To Bottom Side	To Left Side	To Right Side	Support Band
	(mm)	(mm)	(mm)	(mm)	
WWAN MIMO2	30.00	117.00	3.00	280.00	LTE2, 7, 66
WWAN Main0	197.00	0.00	180.00	57.00	WCDMA 2, 4, 5 LTE2, 4, 5, 7, 12, 13, 14, 17, 25, 26, 30, 38, 41, 66
WLAN Main Ant 0	3.00	209.00	93.00	177.00	WLAN
WLAN/BT Aux Ant 1	3.00	209.00	165.00	105.00	WLAN+BT

<Front Face View>Notebook Mode (180°)



Antenna	To Top Side	To Bottom Side	To Left Side	To Right Side	Support Band
	(mm)	(mm)	(mm)	(mm)	
WWAN MIMO2	320.00	30.00	3.00	280.00	LTE2、7、66
WWAN Main0	210.00	197.00	180.00	57.00	WCDMA 2、4、5 LTE 2、4、5、7、12、13、14、17、25、26、30、38、41、66
WLAN Main Ant 0	422.00	3.00	93.00	177.00	WLAN
WLAN/BT Aux Ant 1	422.00	3.00	165.00	105.00	WLAN+BT

<Right Side View> Notebook Mode(90°)



Antenna	Rear Face	Support Band
	(mm)	
WWAN MIMO2	2.00	LTE2, 7, 66
WWAN Main0	2.00	WCDMA 2, 4, 5 LTE 2, 4, 5, 7, 12, 13, 14, 17, 25, 26, 30, 38, 41, 66
WLAN Main Ant 0	2.00	WLAN
WLAN/BT Aux Ant 1	2.00	WLAN+BT