


SAR Test Report

<Photographs of EUT>

Tablet mode





Laptop PC mode




SAR Test Report

Battery - 4 Cell



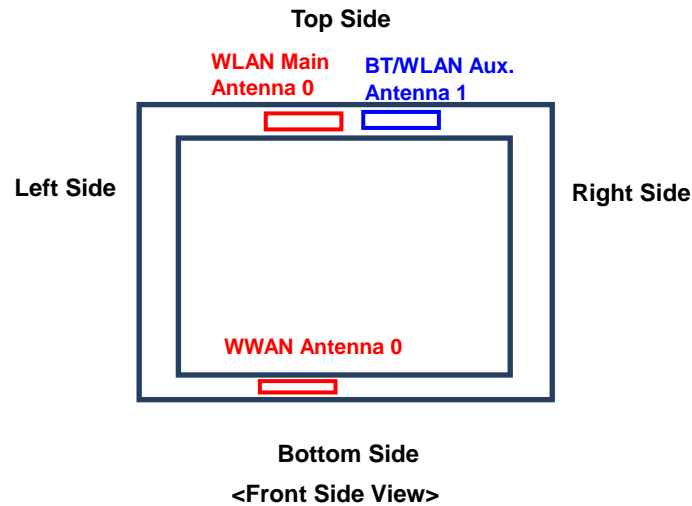
Battery - 6 Cell



SAR Test Report

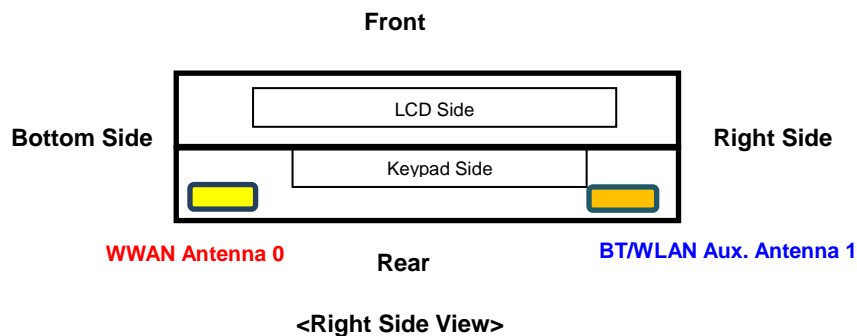
<Antenna Location>

<Tablet Mode>



The separation distance for antenna to edge:

Antenna	To Top Side (mm)	To Bottom Side (mm)	To Left Side (mm)	To Right Side (mm)
WWAN ANT-0	195	3	100	200
WLAN Main ANT-0	3	197.39	102.87	203.83
BT/WLAN Aux Ant -1	3	197.39	184.37	121.93

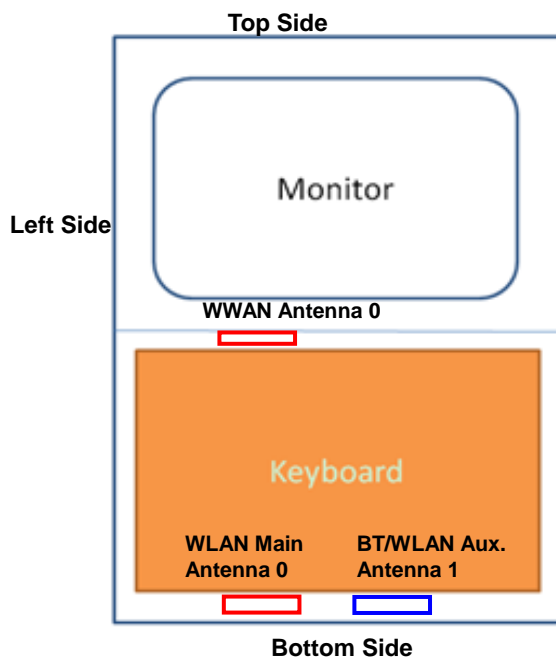


The separation distance for antenna to edge:

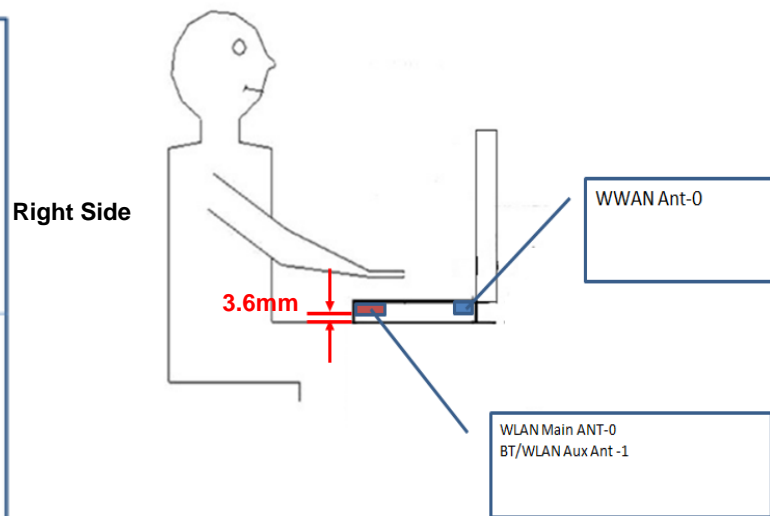
Antenna	To Front Side (mm)	To Rear Side (mm)
WWAN ANT-0	9.84	1.7
BT/WLAN Aux Ant -1	9.84	1.7

SAR Test Report

<Laptop PC Mode>



<Front Side View>



< Right Side View>

The separation distance for antenna to edge:

Antenna	To Top Side (mm)	To Bottom Side (mm)	To Left Side (mm)	To Right Side (mm)
WWAN Ant-0	195	200	100	200
WLAN Main Ant-0	410	3.6	102.87	203.83
BT/WLAN Aux Ant-1	410	3.6	184.37	121.93

SAR Test Report

<Photographs of SAR Setup>

<Tablet Mode>



Rear Face of EUT with 0 mm Gap



Left Side of EUT with 0 mm Gap



Right Side of EUT with 0 mm Gap



Top Side of EUT with 0 mm Gap



Bottom Side of EUT with 0 mm Gap



Rear Face of EUT with 10 mm Gap

SAR Test Report



Bottom Side of EUT with 10 mm Gap

<Laptop PC Mode>



Bottom Side of EUT with 0 mm Gap