

SAR Test Report

<Photographs of EUT>



SAR Test Report

Battery (4cell)



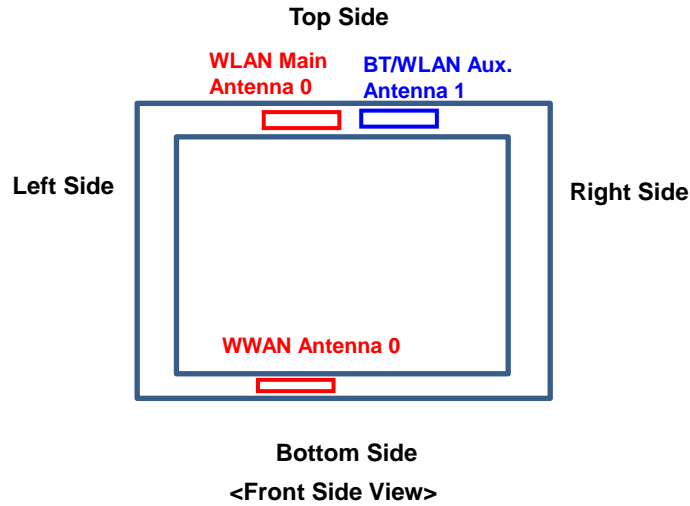
Battery (6cell)



SAR Test Report

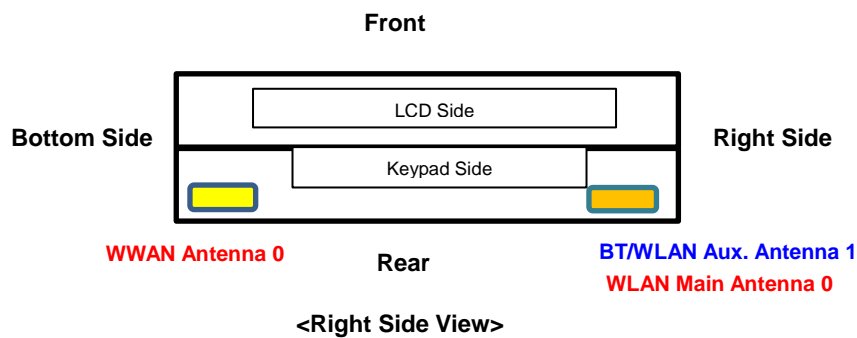
<Antenna Location>

Tablet Mode



The separation distance for antenna to edge:

Antenna	To Top Side (mm)	To Bottom Side (mm)	To Left Side (mm)	To Right Side (mm)
WWAN ANT-0	195	3	100	200
WLAN Main ANT-0	3	197.39	102.87	203.83
BT/WLAN Aux Ant -1	3	197.39	184.37	121.93

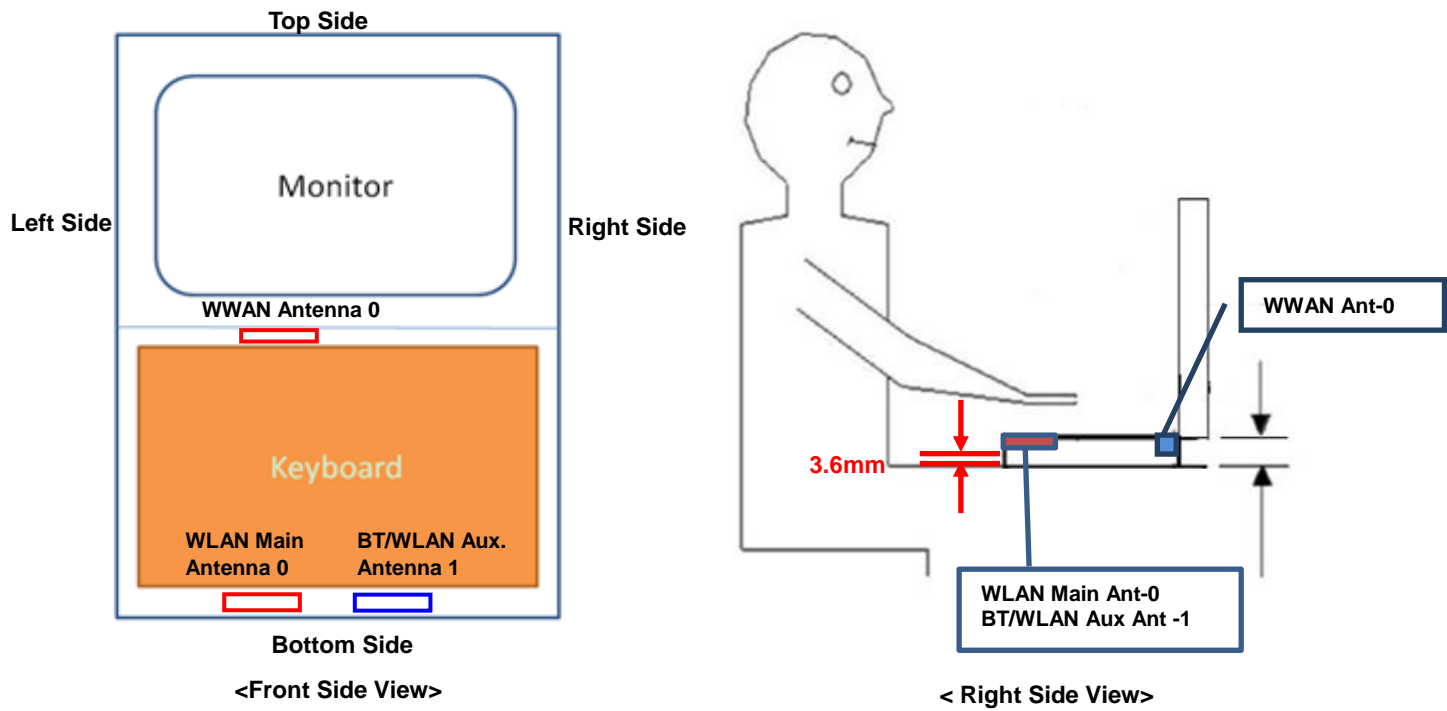


The separation distance for antenna to edge:

Antenna	To Front Side (mm)	To Rear Side (mm)
WWAN ANT-0	9.84	1.70
WLAN Main ANT-0	9.84	1.70
BT/WLAN Aux Ant -1	9.84	1.70

SAR Test Report

Laptop PC Mode




The separation distance for antenna to edge:

Antenna	To Top Side (mm)	To Bottom Side (mm)	To Left Side (mm)	To Right Side (mm)
WWAN Ant-0	195	200	100	200
WLAN Main Ant-0	410	3.6	102.87	203.83
BT/WLAN Aux Ant-1	410	3.6	184.37	121.93


SAR Test Report

<Photographs of SAR Setup>

Tablet Mode



SAR Test Report



Body - Rear Face of EUT at 20 mm



Body - Bottom Side of EUT at 15 mm

Laptop Mode



Body - Bottom of EUT at 0 mm