


SAR Test Report

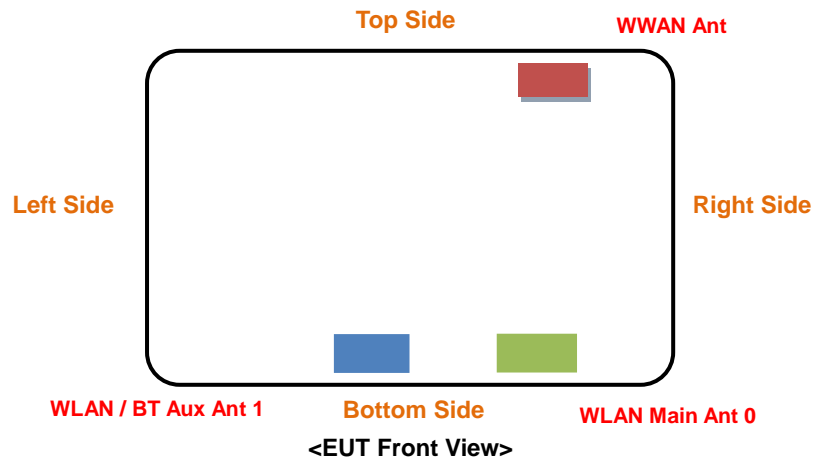
<Photographs of EUT>



SAR Test Report

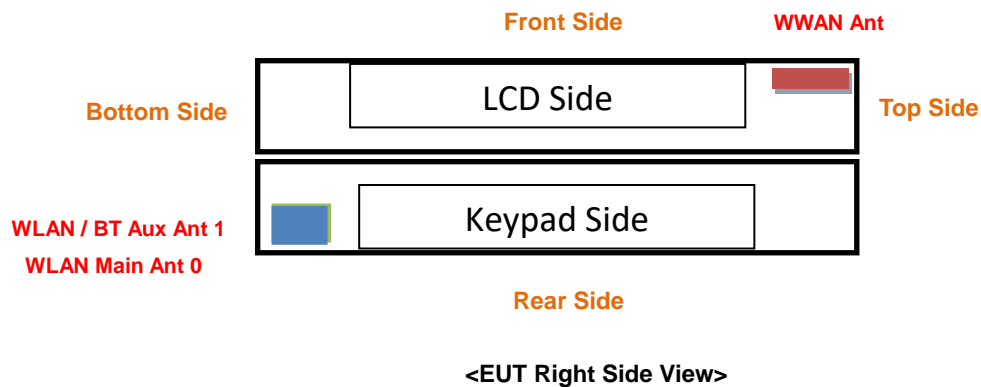
<Antenna Location>

Tablet Mode



The separation distance for antenna to edge:

Antenna	To Top Side (mm)	To Bottom Side (mm)	To Left Side (mm)	To Right Side (mm)
WWAN Ant	2.59	213.00	233.10	43.30
WLAN Main Ant 0	193.00	4.10	189.00	86.00
WLAN/BT Aux Ant 1	193.00	4.10	104.00	168.00

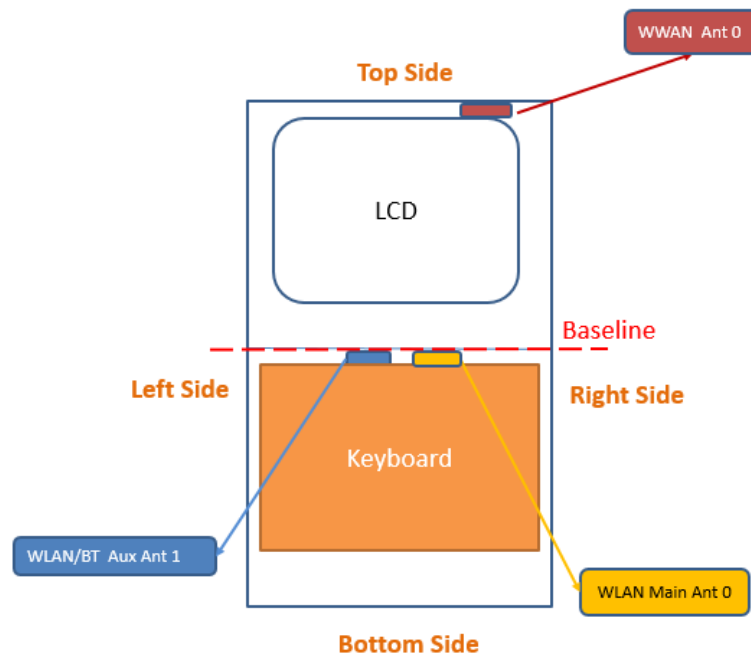


The separation distance for antenna to edge:

Antenna	To Front Side (mm)	To Rear Side (mm)
WWAN Ant	1.60	13.80
WLAN Main Ant 0	12.30	2.36
WLAN/BT Aux Ant 1	12.30	2.36

SAR Test Report

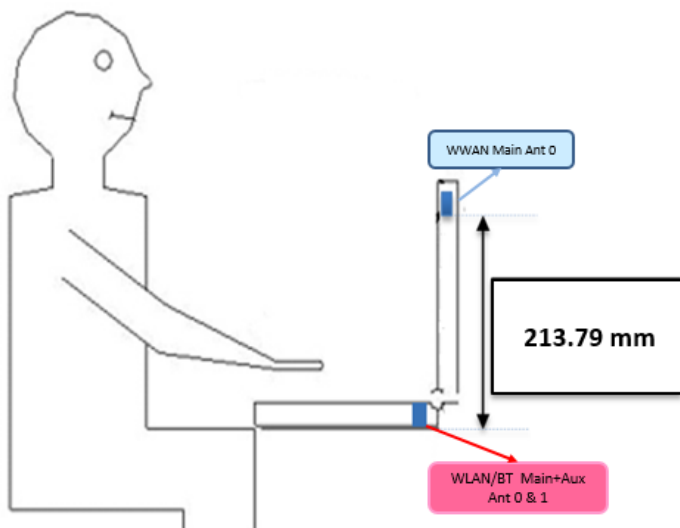
Laptop Mode



<EUT Front View>

The separation distance for antenna to edge:

Antenna	To Top Side (mm)	To Baseline Side (mm)	To Left Side (mm)	To Right Side (mm)
WWAN Ant 0	2.59	213.00	233.10	43.30
Antenna	To Bottom Side (mm)	To Baseline Side (mm)	To Left Side (mm)	To Right Side (mm)
WLAN Main Ant 0	193.00	4.10	189.00	86.00
WLAN/BT Aux Ant 1	193.00	4.10	104.00	168.00



<Photographs of SAR Setup>

Tablet Mode




Body - Rear Face of EUT at 0 mm



Body - Left Side of EUT at 0 mm




Body - Right Side of EUT at 0 mm



Body - Top Side of EUT at 0 mm



Body - Bottom Side of EUT at 0 mm



Body - Top Side of EUT at 11 mm

SAR Test Report

Laptop Mode



Body - Bottom Side of EUT at 0 mm