

FCC PART 15 TEST REPORT

For

AMBIT Microsystems Corporation

4-1, Ming Shen Street, Tu Chen Industrial District.
Tu Chen, Taipei Hsien 236, Taiwan, R.O.C.

FCC ID: MCLT60H677

2003-06-20

This Report Concerns: <input checked="" type="checkbox"/> Permissive II Change	Equipment Type: MiniPCI 802.11a/b Combo Module with Bluetooth Wireless Card
Test Engineer: <u>Ling Zhang</u> 	
Report No.: <u>R0303032</u>	
Test Date: <u>2003-03-27, 2003-04-21, 2003-04-30</u>	
Reviewed By: <u>Hans Mellberg</u> 	
Prepared By: Bay Area Compliance Laboratory Corporation (BACL) 230 Commercial Street Sunnyvale, CA 94085 Tel: (408) 732-9162 Fax: (408) 732 9164	

Note: This test report is specially limited to the above client company and product model only. It may not be duplicated without prior written consent of Bay Area Compliance Laboratory Corporation. This report **must not** be used by the client to claim product endorsement by NVLAP or any agency of the U.S. Government.

TABLE OF CONTENTS

1 - GENERAL INFORMATION..... 3

1.1 PRODUCT DESCRIPTION FOR EQUIPMENT UNDER TEST (EUT).....3

1.2 OBJECTIVE3

1.3 RELATED SUBMITTAL(S)/GRANT(S).....3

1.4 TEST METHODOLOGY3

1.5 TEST FACILITY3

1.6 TEST EQUIPMENT LIST4

1.7 LOCAL SUPPORT EQUIPMENT LIST AND DETAILS.....4

1.8 EXTERNAL I/O CABLING LIST AND DETAILS.....5

2 - SYSTEM TEST CONFIGURATION..... 6

2.1 JUSTIFICATION6

2.2 EUT EXERCISE SOFTWARE.....6

2.3 SPECIAL ACCESSORIES.....6

2.4 SCHEMATICS / BLOCK DIAGRAM6

2.5 EQUIPMENT MODIFICATIONS.....6

2.6 CONFIGURATION OF TEST SYSTEM.....7

2.7 TEST SETUP BLOCK DIAGRAM7

3 - SUMMARY OF TEST RESULTS 8

4 - SPURIOUS RADIATED EMISSION..... 9

4.1 MEASUREMENT UNCERTAINTY9

4.2 EUT SETUP10

4.3 SPECTRUM ANALYZER SETUP10

4.4 TEST PROCEDURE11

4.5 CORRECTED AMPLITUDE & MARGIN CALCULATION11

4.6 SUMMARY OF TEST RESULTS.....12

4.7 TEST DATA FOR ZI1S ANTENNA.....18

4.8 TEST DATA FOR BY27ANTENNA52

4.9 TEST DATA FOR ZG1SANTENNA86

5 - CONDUCTED EMISSIONS120

5.1 MEASUREMENT UNCERTAINTY 120

5.2 EUT SETUP 120

5.3 SPECTRUM ANALYZER SETUP 120

5.4 TEST PROCEDURE 120

5.5 SUMMARY OF TEST RESULTS..... 121

5.6 CONDUCTED EMISSIONS TEST DATA..... 121

5.7 PLOT OF CONDUCTED EMISSIONS TEST DATA..... 122

PLOTS FOR ANTENNA ZI1S 123

1 - GENERAL INFORMATION

1.1 Product Description for Equipment Under Test (EUT)

The *AMBIT Microsystems Corporation's*, model: *T60H677*, or the "EUT" as referred to in this report MiniPCI 802.11a/b Combo Module which measures approximately 2.4"L x 1.7"W x 0.1"H.

** The test data gathered is from typical production samples provided by the manufacturer.*

1.2 Objective

This type approval report is prepared on behalf of. *AMBIT Microsystems Corporation* in accordance with Part 2, Subpart J, Part 15, Subparts A , C, and E of the Federal Communication Commissions rules.

The objective of the manufacturer is to demonstrate compliance with FCC rules for Conducted and Spurious Radiated Emission, for a Permissive Class II application. The difference between the original application and this PC2 is that an additional transmitter, Ambit bluetooth wireless card was co-located, transmitting with the EUT in the notebook PC. The bluetooth wireless card certified with FCC ID: MCLT60M665, M/N: T60M665. 3 antennas, ZI1S, BY27 and ZG1S were used. No changes are made to the EUT itself.

1.3 Related Submittal(s)/Grant(s)

This Class II permissive change device was originally granted on 2003-05-15. Please refer to BACL report R0301172 for the original test. The co-located Ambit bluetooth wireless card is with M/N: T60M665, FCC ID: MCLT60M665 and was granted on 3/19/03. . Please refer to BACL report R0301173 for the test of this device.

1.4 Test Methodology

All measurements contained in this report were conducted with ANSI C63.4-1992, American National Standard for Methods of Measurement of Radio-Noise Emissions from Low-Voltage Electrical and Electronic Equipment in the range of 9 kHz to 40 GHz.

All radiated and conducted emissions measurement was performed at Bay Area Compliance Laboratory, Corp. The radiated testing was performed at an antenna-to-EUT distance of 3 meters.

1.5 Test Facility

The Open Area Test site used by BACL to collect radiated and conducted emission measurement data is located in the back parking lot of the building at 230 Commercial Street, Sunnyvale, California, USA.

Test site at BACL has been fully described in reports submitted to the Federal Communication Commission (FCC) and Voluntary Control Council for Interference (VCCI). The details of these reports has been found to be in compliance with the requirements of Section 2.948 of the FCC Rules on February 11 and December 10, 1997 and Article 8 of the VCCI regulations on December 25, 1997. The facility also complies with the radiated and AC line conducted test site criteria set forth in ANSI C63.4-1992.

The Federal Communications Commission and Voluntary Control Council for Interference has the reports on file and is listed under FCC file 31040/SIT 1300F2 and VCCI Registration No.: C-1298 and R-1234. The test site has been approved by the FCC and VCCI for public use and is listed in the FCC Public Access Link (PAL) database.

Additionally, BAACL is a National Institute of Standards and Technology (NIST) accredited laboratory, under the National Voluntary Laboratory Accredited Program (Lab Code 200167-0). The scope of the accreditation covers the FCC Method – 47 CFR Part – Digital Devices, CISPER 22: 1997: Electromagnetic Interference – Limits and Methods of Measurement of Information Technology Equipment test methods.

1.6 Test Equipment List

Manufacturer	Description	Model	Serial Number	Cal. Due Date
HP	Spectrum Analyzer	8568B	2517A01610	2003-10-30
HP	Spectrum Analyzer	8593A	29190A00242	2004-05-01
HP	Amplifier	8447E	1937A01054	2004-05-01
HP	Quasi-Peak Adapter	85650A	2521A00718	2004-05-01
Com-Power	Biconical Antenna	AB-100	14012	2004-05-01
Com-Power	LISN	LI-200	12005	2004-03-28
Com-Power	LISN	LI-200	12008	2004-03-28
Com-Power	Log Periodic Antenna	AL-100	16091	2004-05-01
Com-Power	Log Periodic Antenna	AB-900	15049	2004-05-01
Rohde & Schwarz	EMI Test Receiver	ESPI	1147 8007 07	2003-12-03
Agilent	Spectrum Analyzer (9KHz – 40GHz)	8564E	08303	2003-08-01
Agilent	Spectrum Analyzer (9KHz – 50GHz)	8565EC	06042	2004-05-03
HP	Amplifier (1-26.5GHz)	8449B	3147A00400	2004-03-14
A.H.System	Horn Antenna (700MHz-18GHz)	SAS-200/571	261	2004-05-31

* **Statement of Traceability: Bay Area Compliance Laboratory Corp.** certifies that all calibration has been performed using suitable standards traceable to the NIST.

1.7 Local Support Equipment List and Details

Manufacturer	Description	Model	Serial Number	FCC ID
ACER	Notebook PC	Travelmate650	N/A	DoC
HP	Printer	2225C	2821S14783	DOC

1.8 External I/O Cabling List and Details

Cable Description	Length (M)	Port/From	To
Shielded Printer Cable	2.0	Parallel Port/Notebook PC	Printer

2 - SYSTEM TEST CONFIGURATION

2.1 Justification

The host system was configured for testing in a typical fashion (as normally used by a typical user).

The EUT was tested in the normal (native) operating mode to represent *worst-case* results during the final qualification test.

2.2 EUT Exercise Software

The EUT exercise program used during radiated and conducted testing was designed to exercise the system components in a manner similar to a typical use. The test software, provided by the customer, is started the Windows terminal program under the Windows 98/2000/ME/XP operating system.

Once loaded, set the Tx channel to low, mid and high for testing.

2.3 Special Accessories

As shown in section 2.7, all interface cables used for compliance testing are shielded. The host PC and the peripherals featured shielded metal connectors.

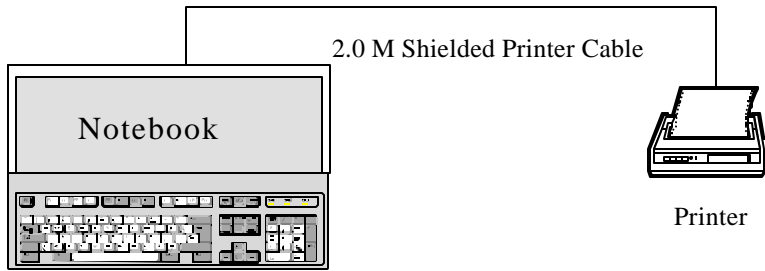
2.4 Schematics / Block Diagram

Please refer to Appendix A.

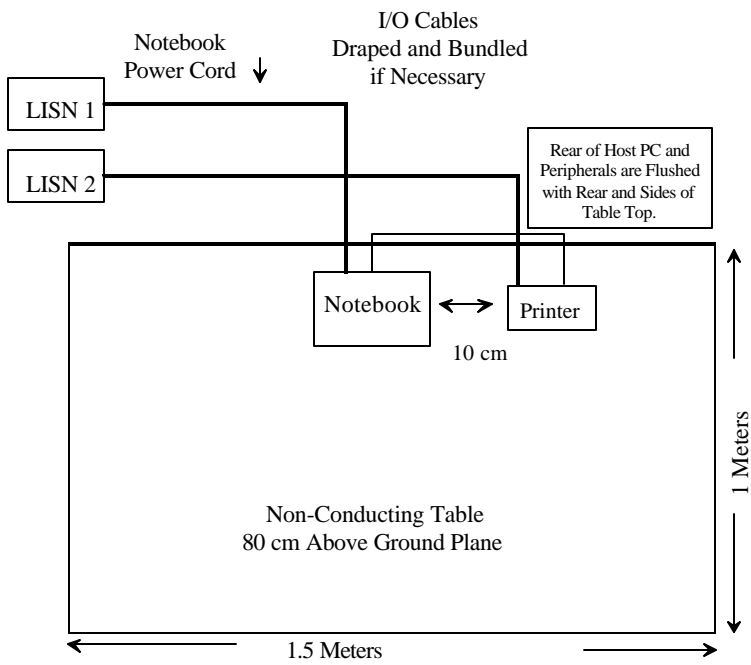
2.5 Equipment Modifications

No modifications were made by BACL to ensure the EUT to comply with the applicable limits and requirements.

2.6 Configuration of Test System



2.7 Test Setup Block Diagram



3 - SUMMARY OF TEST RESULTS

FCC RULES	DESCRIPTION OF TEST	RESULT	REFERENCE
§ 15.209 (a), § 15.407 (b)(5)	Radiated Emission	Compliant	Section 4
§ 15.207 (a)	For an intentional radiator which is designed to be connected to the public utility (AC) power line, the radio frequency voltage that is conducted back onto the AC power line on any frequency or frequency within the band 450 kHz to 30 MHz shall not exceed 250 micorvolts.	Compliant	Section 5

4 - SPURIOUS RADIATED EMISSION

4.1 Measurement Uncertainty

All measurements involve certain levels of uncertainties. The factors contributing to uncertainties are spectrum analyzer, cable loss, antenna factor calibration, antenna directivity, antenna factor variation with height, antenna phase center variation, antenna factor frequency interpolation, measurement distance variation, site imperfections, mismatch (average), and system repeatability.

Based on NIS 81, The Treatment of Uncertainty in EMC Measurements, the best estimate of the uncertainty of a radiation emissions measurement at BAEL is ± 4.0 dB.

According to §15.205, except as shown in paragraph (d) of this section, only spurious emissions are permitted in any of the frequency bands listed below:

MHz	MHz	MHz	GHz
0.090 – 0.110	16.42 – 16.423	399.9 – 410	4.5 – 5.15
¹ 0.495 – 0.505	16.69475 – 16.69525	608 – 614	5.35 – 5.46
2.1735 – 2.1905	16.80425 – 16.80475	960 – 1240	7.25 – 7.75
4.125 – 4.128	25.5 – 25.67	1300 – 1427	8.025 – 8.5
4.17725 – 4.17775	37.5 – 38.25	1435 – 1626.5	9.0 – 9.2
4.20725 – 4.20775	73 – 74.6	1645.5 – 1646.5	9.3 – 9.5
6.215 – 6.218	74.8 – 75.2	1660 – 1710	10.6 – 12.7
6.26775 – 6.26825	108 – 121.94	1718.8 – 1722.2	13.25 – 13.4
6.31175 – 6.31225	123 – 138	2200 – 2300	14.47 – 14.5
8.291 – 8.294	149.9 – 150.05	2310 – 2390	15.35 – 16.2
8.362 – 8.366	156.52475 – 156.52525	2483.5 – 2500	17.7 – 21.4
8.37625 – 8.38675	156.7 – 156.9	2655 – 2900	22.01 – 23.12
8.41425 – 8.41475	162.0125 – 167.17	3260 – 3267	23.6 – 24.0
12.29 – 12.293	167.72 – 173.2	3332 – 3339	31.2 – 31.8
12.51975 – 12.57725	240 – 285	3345.8 – 3358	36.43 – 36.5
13.36 – 13.41	322 – 335.4	3600 – 4400	(²)

¹ Until February 1, 1999, this restricted band shall be 0.490-0.510MHz

² Above 38.6

Except as provided in paragraph (d) and (e), the filed strength of emissions appearing within these frequency bands shall not exceed the limits shown in Section 15.209. At frequencies equal to or less than 1000MHz, compliance with the limits in Section 15.209 shall be demonstrated using measurement instrumentation employing a CISPR quasi-peak detector. Above 1000MHz, compliance with the emission limits in Section 15.209 shall be demonstrated based on the average value of the measured emissions. The provisions in Section 15.35 apply to these measurements.

According to §15.209, the device shall meet radiated emission general requirements.

Except for Class A device, the filed strength of radiated emissions from unintentional radiators at a distance of 3 meters shall not exceed the following values:

Frequency of Emission (MHz)	Field Strength (Microvolts/meter)	dB (dB mV/meter)
30 - 88	100	40
88 - 216	150	43.5
216 - 960	200	46
Above 960	500	54

4.2 EUT Setup

The radiated emission tests were performed in the open area 3-meter test site, using the setup in accordance with the ANSI C63.4-1992. The specification used was the FCC 15 Subpart C limits.

The spacing between the peripherals was 10 centimeters.

External I/O cables were draped along the edge of the test table and bundle when necessary.

The host PC system was connected with 120Vac/60Hz power source.

4.3 Spectrum Analyzer Setup

According to FCC CFR 47, Section 15.31, the EUT was tested to 40GHz. During the radiated emission test, the spectrum analyzer was set with the following configurations:

Start Frequency30 MHz
 Stop Frequency40GHz
 Sweep Speed.....Auto
 IF Bandwidth.....1 MHz
 Video Bandwidth1 MHz
 Quasi-Peak Adapter Bandwidth.....120 kHz
 Quasi-Peak Adapter Mode.....Normal
 Resolution Bandwidth.....1MHz

4.4 Test Procedure

For the radiated emissions test, the Host PC system power cord was connected to the AC floor outlet since the power supply used in the EUT did not provide an accessory power outlet.

Maximizing procedure was performed on the six (6) highest emissions to ensure EUT compliance is with all installation combinations. All data was recorded in the peak detection mode. Quasi-peak readings was performed only when an emission was found to be marginal (within -4 dB μ V of specification limits), and are distinguished with a "Qp" in the data table.

4.5 Corrected Amplitude & Margin Calculation

The Corrected Amplitude is calculated by adding the Antenna Factor and Cable Factor, and subtracting the Amplifier Gain from the Amplitude reading. The basic equation is as follows:

$$\text{Corr. Ampl.} = \text{Indicated Reading} + \text{Antenna Factor} + \text{Cable Factor} - \text{Amplifier Gain}$$

The "**Margin**" column of the following data tables indicates the degree of compliance with the applicable limit. For example, a margin of -7dB μ V means the emission is 7dB μ V below the maximum limit for Subpart C. The equation for margin calculation is as follows:

$$\text{Margin} = \text{Corr. Ampl.} - \text{Subpart C Limit}$$

4.6 Summary of Test Results

According to the data in section 11.7, the EUT complied with the FCC Title 47, Part 15, Subpart C, section 15.205, 15.207 and 15.247, and had the worst margin of:

ZI1S Antenna, 30MHz – 40GHz, 15.407, 802.11a:

T60M665 (Bluetooth Card) transmitted at Low Channel (2402MHz):

- 7.7 dB at 15450.00 MHz in the **Vertical** polarization, T60H677 transmitted at Low Band, Low Channel
- 7.1 dB at 10400.00 MHz in the **Vertical** polarization, T60H677 transmitted at Low Band, Mid Channel
- 6.8 dB at 10500.00 MHz in the **Vertical** polarization, T60H677 transmitted at Low Band, High Channel
- 6.8 dB at 10500.00 MHz in the **Vertical** polarization, T60H677 transmitted at Mid Band, Low Channel
- 7.3 dB at 10600.00 MHz in the **Vertical** polarization, T60H677 transmitted at Mid Band, Mid Channel
- 8.4 dB at 10700.00 MHz in the **Vertical** polarization, T60H677 transmitted at Mid Band, High Channel
- 8.8 dB at 11450.00 MHz in the **Horizontal** polarization, T60H677 transmitted at High Band, Low Channel
- 7.6 dB at 11550.00 MHz in the **Horizontal** polarization, T60H677 transmitted at High Band, Mid Channel
- 9.1 dB at 11650.00 MHz in the **Horizontal** polarization, T60H677 transmitted at High Band, High Channel
- 12.4 dB at 97.72 MHz in the **Vertical** polarization, Unwanted Emission

T60M665 (Bluetooth Card) transmitted at Mid Channel (2441MHz):

- 8.6 dB at 10300.00 MHz in the **Vertical** polarization, T60H677 transmitted at Low Band, Low Channel
- 6.4 dB at 10400.00 MHz in the **Vertical** polarization, T60H677 transmitted at Low Band, Mid Channel
- 8.6 dB at 10500.00 MHz in the **Vertical** polarization, T60H677 transmitted at Low Band, High Channel
- 8.6 dB at 10500.00 MHz in the **Vertical** polarization, T60H677 transmitted at Mid Band, Low Channel
- 8.1 dB at 10600.00 MHz in the **Vertical** polarization, T60H677 transmitted at Mid Band, Mid Channel
- 7.6 dB at 10700.00 MHz in the **Vertical** polarization, T60H677 transmitted at Mid Band, High Channel
- 8.4 dB at 11450.00 MHz in the **Vertical** polarization, T60H677 transmitted at High Band, Low Channel
- 8.4 dB at 11550.00 MHz in the **Vertical** polarization, T60H677 transmitted at High Band, Mid Channel
- 9.8 dB at 11650.00 MHz in the **Horizontal** polarization, T60H677 transmitted at High Band, High Channel
- 12.9 dB at 97.72 MHz in the **Vertical** polarization, Unwanted Emission

T60M665 (Bluetooth Card) transmitted at High Channel (240MHz):

- 6.9 dB at 10300.00 MHz in the **Vertical** polarization, T60H677 transmitted at Low Band, Low Channel
- 7.8 dB at 5352.00 MHz in the **Vertical** polarization, T60H677 transmitted at Low Band, Mid Channel
- 8.6 dB at 15750.00 MHz in the **Vertical** polarization, T60H677 transmitted at Low Band, High Channel
- 8.6 dB at 15750.00 MHz in the **Vertical** polarization, T60H677 transmitted at Mid Band, Low Channel
- 8.8 dB at 15900.00 MHz in the **Vertical** polarization, T60H677 transmitted at Mid Band, Mid Channel
- 8.6 dB at 16050.00 MHz in the **Vertical** polarization, T60H677 transmitted at Mid Band, High Channel
- 9.1 dB at 11450.00 MHz in the **Vertical** polarization, T60H677 transmitted at High Band, Low Channel
- 8.1 dB at 17325.00 MHz in the **Vertical** polarization, T60H677 transmitted at High Band, Mid Channel
- 8.0 dB at 17475.00 MHz in the **Horizontal** polarization, T60H677 transmitted at High Band, High Channel
- 12.6 dB at 97.70 MHz in the **Vertical** polarization, Unwanted Emission

ZI1S Antenna, 30MHz – 25GHz, 15.247, 802.11b:

T60M665 (Bluetooth Card) transmitted at Low Channel (2402MHz):

- 11.1 dB at 7236.00 MHz in the **Vertical** polarization, T60H677 transmitted at Low Channel
- 6.8 dB at 2614.00 MHz in the **Vertical** polarization, T60H677 transmitted at Middle Channel
- 11.6 dB at 7452.00 MHz in the **Horizontal** polarization, T60H677 transmitted at High Channel

T60M665 (Bluetooth Card) transmitted at Mid Channel (2441MHz):

- 11.1 dB at 7236.00 MHz in the **Vertical** polarization, T60H677 transmitted at Low Channel
- 3.0 dB at 2624.08 MHz in the **Vertical** polarization, T60H677 transmitted at Middle Channel
- 11.4 dB at 7452.00 MHz in the **Vertical** polarization, T60H677 transmitted at High Channel

T60M665 (Bluetooth Card) transmitted at High Channel (2480MHz):

- 11.4 dB at 7236.00 MHz in the **Horizontal** polarization, T60H677 transmitted at Low Channel
- 10.9 dB at 7326.00 MHz in the **Vertical** polarization, T60H677 transmitted at Middle Channel
- 11.1 dB at 7452.00 MHz in the **Horizontal** polarization, T60H677 transmitted at High Channel
- 12.4 dB at 97.72 MHz in the **Vertical** polarization, Unwanted Emission

BY27 Antenna, 30MHz – 40GHz, 15.407, 802.11a:

T60M665 (Bluetooth Card) transmitted at Low Channel (2402MHz):

- 9.4 dB at 15450.00 MHz in the **Vertical** polarization, T60H677 transmitted at Low Band, Low Channel
- 9.1 dB at 15600.00 MHz in the **Vertical** polarization, T60H677 transmitted at Low Band, Mid Channel
- 9.6 dB at 10500.00 MHz in the **Vertical** polarization, T60H677 transmitted at Low Band, High Channel
- 9.6 dB at 10500.00 MHz in the **Vertical** polarization, T60H677 transmitted at Mid Band, Low Channel
- 9.9 dB at 15900.00 MHz in the **Vertical** polarization, T60H677 transmitted at Mid Band, Mid Channel
- 9.9 dB at 16050.00 MHz in the **Vertical** polarization, T60H677 transmitted at Mid Band, High Channel
- 10.4 dB at 17175.00 MHz in the **Vertical** polarization, T60H677 transmitted at High Band, Low Channel
- 10.2 dB at 17325.00 MHz in the **Horizontal** polarization, T60H677 transmitted at High Band, Mid Channel
- 10.0 dB at 17475.00 MHz in the **Horizontal** polarization, T60H677 transmitted at High Band, High Channel
- 10.3 dB at 240.03 MHz in the **Vertical** polarization, Unwanted Emission

T60M665 (Bluetooth Card) transmitted at Mid Channel (2441MHz):

- 10.6 dB at 15450.00 MHz in the **Horizontal** polarization, T60H677 transmitted at Low Band, Low Channel
- 10.4 dB at 15600.00 MHz in the **Horizontal** polarization, T60H677 transmitted at Low Band, Mid Channel
- 10.4 dB at 15750.00 MHz in the **Vertical** polarization, T60H677 transmitted at Low Band, High Channel
- 10.4 dB at 15750.00 MHz in the **Vertical** polarization, T60H677 transmitted at Mid Band, Low Channel
- 10.6 dB at 15900.00 MHz in the **Vertical** polarization, T60H677 transmitted at Mid Band, Mid Channel
- 10.7 dB at 16050.00 MHz in the **Vertical** polarization, T60H677 transmitted at Mid Band, High Channel
- 10.4 dB at 17175.00 MHz in the **Vertical** polarization, T60H677 transmitted at High Band, Low Channel
- 10.6 dB at 5622.50 MHz in the **Vertical** polarization, T60H677 transmitted at High Band, Mid Channel
- 10.9 dB at 17475.00 MHz in the **Vertical** polarization, T60H677 transmitted at High Band, High Channel
- 11.8 dB at 256.00 MHz in the **Horizontal** polarization, Unwanted Emission

T60M665 (Bluetooth Card) transmitted at High Channel (240MHz):

- 11.1 dB at 15450.00 MHz in the **Vertical** polarization, T60H677 transmitted at Low Band, Low Channel

- 11.1 dB at 15600.00 MHz in the **Horizontal** polarization, T60H677 transmitted at Low Band, Mid Channel
- 11.4 dB at 15750.00 MHz in the **Horizontal** polarization, T60H677 transmitted at Low Band, High Channel
- 11.4 dB at 15750.00 MHz in the **Horizontal** polarization, T60H677 transmitted at Mid Band, Low Channel
- 11.4 dB at 10600.00 MHz in the **Vertical** polarization, T60H677 transmitted at Mid Band, Mid Channel
- 11.0 dB at 10700.00 MHz in the **Vertical** polarization, T60H677 transmitted at Mid Band, High Channel
- 11.1 dB at 17175.00 MHz in the **Vertical** polarization, T60H677 transmitted at High Band, Low Channel
- 10.8 dB at 17325.00 MHz in the **Vertical** polarization, T60H677 transmitted at High Band, Mid Channel
- 11.6 dB at 17475.00 MHz in the **Vertical** polarization, T60H677 transmitted at High Band, High Channel
- 11.8 dB at 240.04 MHz in the **Vertical** polarization, Unwanted Emission

BY27 Antenna, 30MHz – 25GHz, 15.247, 802.11b:

T60M665 (Bluetooth Card) transmitted at Low Channel (2402MHz):

- 11.5 dB at 7236.00 MHz in the **Horizontal** polarization, T60H677 transmitted at Low Channel
- 6.1 dB at 2612.58 MHz in the **Vertical** polarization, T60H677 transmitted at Middle Channel
- 11.3 dB at 7452.00 MHz in the **Horizontal** polarization, T60H677 transmitted at High Channel

T60M665 (Bluetooth Card) transmitted at Mid Channel (2441MHz):

- 11.5 dB at 7236.00 MHz in the **Vertical** polarization, T60H677 transmitted at Low Channel
- 3.8 dB at 2614.17 MHz in the **Vertical** polarization, T60H677 transmitted at Middle Channel
- 12.0 dB at 7452.00 MHz in the **Vertical** polarization, T60H677 transmitted at High Channel

T60M665 (Bluetooth Card) transmitted at High Channel (2480MHz):

- 12.1 dB at 7236.00 MHz in the **Vertical** polarization, T60H677 transmitted at Low Channel
- 12.0 dB at 7326.00 MHz in the **Vertical** polarization, T60H677 transmitted at Middle Channel
- 11.6 dB at 7452.00 MHz in the **Vertical** polarization, T60H677 transmitted at High Channel
- 8.5 dB at 128.83 MHz in the **Horizontal** polarization, Unwanted Emission

ZG1S Antenna, 30MHz – 40GHz, 15.407, 802.11a:

T60M665 (Bluetooth Card) transmitted at Low Channel (2402MHz):

- 7.7 dB at 15450.00 MHz in the **Vertical** polarization, T60H677 transmitted at Low Band, Low Channel
- 7.1 dB at 10400.00 MHz in the **Vertical** polarization, T60H677 transmitted at Low Band, Mid Channel
- 6.8 dB at 10500.00 MHz in the **Vertical** polarization, T60H677 transmitted at Low Band, High Channel
- 6.8 dB at 10500.00 MHz in the **Vertical** polarization, T60H677 transmitted at Mid Band, Low Channel
- 7.3 dB at 10600.00 MHz in the **Vertical** polarization, T60H677 transmitted at Mid Band, Mid Channel
- 8.4 dB at 10700.00 MHz in the **Vertical** polarization, T60H677 transmitted at Mid Band, High Channel
- 8.8 dB at 11450.00 MHz in the **Horizontal** polarization, T60H677 transmitted at High Band, Low Channel
- 7.6 dB at 11550.00 MHz in the **Horizontal** polarization, T60H677 transmitted at High Band, Mid Channel
- 9.1 dB at 11650.00 MHz in the **Horizontal** polarization, T60H677 transmitted at High Band, High Channel
- 12.4 dB at 97.72 MHz in the **Vertical** polarization, Unwanted Emission

T60M665 (Bluetooth Card) transmitted at Mid Channel (2441MHz):

- 8.6 dB at 10300.00 MHz in the **Vertical** polarization, T60H677 transmitted at Low Band, Low Channel
- 6.4 dB at 10400.00 MHz in the **Vertical** polarization, T60H677 transmitted at Low Band, Mid Channel
- 8.6 dB at 10500.00 MHz in the **Vertical** polarization, T60H677 transmitted at Low Band, High Channel
- 8.6 dB at 10500.00 MHz in the **Vertical** polarization, T60H677 transmitted at Mid Band, Low Channel
- 8.1 dB at 10600.00 MHz in the **Vertical** polarization, T60H677 transmitted at Mid Band, Mid Channel
- 7.6 dB at 10700.00 MHz in the **Vertical** polarization, T60H677 transmitted at Mid Band, High Channel
- 8.4 dB at 11450.00 MHz in the **Vertical** polarization, T60H677 transmitted at High Band, Low Channel
- 8.4 dB at 11550.00 MHz in the **Vertical** polarization, T60H677 transmitted at High Band, Mid Channel
- 9.8 dB at 11650.00 MHz in the **Horizontal** polarization, T60H677 transmitted at High Band, High Channel
- 12.9 dB at 97.72 MHz in the **Vertical** polarization, Unwanted Emission

T60M665 (Bluetooth Card) transmitted at High Channel (240MHz):

- 6.9 dB at 10300.00 MHz in the **Vertical** polarization, T60H677 transmitted at Low Band, Low Channel
- 7.8 dB at 5352.00 MHz in the **Vertical** polarization, T60H677 transmitted at Low Band, Mid Channel
- 8.6 dB at 15750.00 MHz in the **Vertical** polarization, T60H677 transmitted at Low Band, High Channel
- 8.6 dB at 15750.00 MHz in the **Vertical** polarization, T60H677 transmitted at Mid Band, Low Channel
- 8.8 dB at 15900.00 MHz in the **Vertical** polarization, T60H677 transmitted at Mid Band, Mid Channel
- 8.6 dB at 16050.00 MHz in the **Vertical** polarization, T60H677 transmitted at Mid Band, High Channel
- 9.1 dB at 11450.00 MHz in the **Vertical** polarization, T60H677 transmitted at High Band, Low Channel
- 8.1 dB at 17325.00 MHz in the **Vertical** polarization, T60H677 transmitted at High Band, Mid Channel
- 8.0 dB at 17475.00 MHz in the **Horizontal** polarization, T60H677 transmitted at High Band, High Channel
- 12.6 dB at 97.70 MHz in the **Vertical** polarization, Unwanted Emission

ZG1S Antenna, 30MHz – 25GHz, 15.247, 802.11b:

T60M665 (Bluetooth Card) transmitted at Low Channel (2402MHz):

- 11.1 dB at 7236.00 MHz in the **Vertical** polarization, T60H677 transmitted at Low Channel
- 6.8 dB at 2614.00 MHz in the **Vertical** polarization, T60H677 transmitted at Middle Channel
- 11.6 dB at 7452.00 MHz in the **Horizontal** polarization, T60H677 transmitted at High Channel

T60M665 (Bluetooth Card) transmitted at Mid Channel (2441MHz):

- 11.1 dB at 7236.00 MHz in the **Vertical** polarization, T60H677 transmitted at Low Channel
- 3.0 dB at 2624.08 MHz in the **Vertical** polarization, T60H677 transmitted at Middle Channel
- 11.4 dB at 7452.00 MHz in the **Vertical** polarization, T60H677 transmitted at High Channel

T60M665 (Bluetooth Card) transmitted at High Channel (2480MHz):

- 11.4 dB at 7236.00 MHz in the **Horizontal** polarization, T60H677 transmitted at Low Channel
- 10.9 dB at 7326.00 MHz in the **Vertical** polarization, T60H677 transmitted at Middle Channel
- 11.1 dB at 7452.00 MHz in the **Horizontal** polarization, T60H677 transmitted at High Channel
- 12.4 dB at 97.72 MHz in the **Vertical** polarization, Unwanted Emission

4.7 Test Data for ZIIS Antenna

4.7.1 T60H677 802.11a transmitted with T60M665 Bluetooth Low Channel (2402MHz), (15.407)

INDICATED			TABLE	ANTENNA		CORRECTION FACTOR			CORRECTED AMPLITUDE	FCC 15 SUBPART C	
Frequency	Ampl.	Comments	Angle	Height	Polar	Antenna	Cable	Amp.	Corr. Ampl.	Limit	Margin
MHz	dBµV/m		Degree	Meter	H/ V	dBµV/m	DB	DB	dBµV/m	dBµV/m	dB
Low Band, Low Channel, 30MHz-40GHz											
5150.00	90.8	Peak	0	1.5	v	33.9	5.2	30.0	99.9		
5150.00	86.3	Peak	90	1.5	h	33.9	5.2	30.0	95.4		
5150.00	79.5	Avg	0	1.5	V	33.9	5.2	30.0	88.6		
5150.00	74.5	Avg	90	1.5	h	33.9	5.2	30.0	83.6		
2402.00	87.7	Peak	180	1.8	v	28.1	3.4	30.0	89.1		
2402.00	88.8	Peak	240	1.5	h	28.1	3.4	30.0	90.3		
2402.00	87.0	Avg	180	1.8	v	28.1	3.4	30.0	88.5		
2402.00	87.2	Avg	240	1.5	h	28.1	3.4	30.0	88.6		
15450.00	35.6	Avg	90	1.0	v	35.1	5.6	30.0	46.3	54	-7.7
15450.00	35.4	Avg	30	1.2	h	35.1	5.6	30.0	46.1	54	-7.9
10300.00	33.7	Avg	180	1.2	v	35.1	5.6	30.0	44.4	54	-9.6
10300.00	33.7	Avg	90	1.2	h	35.1	5.6	30.0	44.4	54	-9.6
7206.00	31.1	Avg	300	1.5	h	35.1	5.6	30.0	41.8	54	-12.2
7206.00	31.0	Avg	30	1.2	v	35.1	5.6	30.0	41.7	54	-12.3
10300.00	49.2	Peak	180	1.2	v	35.1	5.6	30.0	59.9	74	-14.1
15450.00	47.5	Peak	90	1.0	v	35.1	5.6	30.0	58.2	74	-15.8
15450.00	47.2	Peak	30	1.2	h	35.1	5.6	30.0	57.9	74	-16.1
10300.00	46.2	Peak	90	1.2	h	35.1	5.6	30.0	56.9	74	-17.1
7206.00	44.2	Peak	300	1.5	h	35.1	5.6	30.0	54.9	74	-19.1
7206.00	44.0	Peak	30	1.2	v	35.1	5.6	30.0	54.7	74	-19.3
4804.00	26.9	Avg	270	2.0	h	32.5	4.9	30.0	34.3	54	-19.7
4804.00	26.8	Avg	90	1.5	v	32.5	4.9	30.0	34.2	54	-19.8
4804.00	40.2	Peak	270	2.0	h	32.5	4.9	30.0	47.6	74	-26.4
4804.00	40.0	Peak	90	1.5	v	32.5	4.9	30.0	47.4	74	-26.6

Low Band, Mid Channel, 30MHz-40GHz											
5200.00	90.8	Peak	0	1.8	v	33.9	5.2	30.0	99.9		
5200.00	88.8	Peak	180	2.0	h	33.9	5.2	30.0	97.9		
5200.00	78.2	Avg	0	1.8	V	33.9	5.2	30.0	87.2		
5200.00	75.8	Avg	180	2.0	h	33.9	5.2	30.0	84.9		
2402.00	87.8	Peak	30	2.0	v	28.1	3.4	30.0	89.3		
2402.00	90.3	Peak	0	1.8	h	28.1	3.4	30.0	91.8		
2402.00	86.8	Avg	30	2.0	v	28.1	3.4	30.0	88.3		
2402.00	87.2	Avg	0	1.8	h	28.1	3.4	30.0	88.6		
10400.00	36.2	Avg	0	1.6	v	35.1	5.6	30.0	46.9	54	-7.1
15600.00	35.5	Avg	30	1.2	v	35.1	5.6	30.0	46.2	54	-7.8
15600.00	35.5	Avg	45	1.0	h	35.1	5.6	30.0	46.2	54	-7.8
5352.58	36.7	Avg	30	1.5	v	33.9	5.2	30.0	45.7	54	-8.3
10400.00	53.0	Peak	0	1.6	v	35.1	5.6	30.0	63.7	74	-10.3
5352.00	34.7	Avg	0	1.8	h	33.9	5.2	30.0	43.7	54	-10.3
10400.00	32.3	Avg	100	1.5	h	35.1	5.6	30.0	43.1	54	-10.9
5367.00	33.2	Avg	0	1.8	v	33.9	5.2	30.0	42.2	54	-11.8
5367.33	32.8	Avg	30	1.5	v	33.9	5.2	30.0	41.9	54	-12.1
7206.00	31.0	Avg	300	1.5	h	35.1	5.6	30.0	41.7	54	-12.3
7206.00	30.9	Avg	330	1.2	v	35.1	5.6	30.0	41.6	54	-12.4
5352.00	51.7	Peak	0	1.8	v	33.9	5.2	30.0	60.7	74	-13.3
15600.00	48.0	Peak	45	1.0	h	35.1	5.6	30.0	58.7	74	-15.3
15600.00	47.8	Peak	30	1.2	v	35.1	5.6	30.0	58.6	74	-15.4
10400.00	47.7	Peak	100	1.5	h	35.1	5.6	30.0	58.4	74	-15.6
5367.00	47.7	Peak	0	1.8	v	33.9	5.2	30.0	56.7	74	-17.3
5352.58	47.7	Peak	30	1.5	v	33.9	5.2	30.0	56.7	74	-17.3
7206.00	44.1	Peak	330	1.2	v	35.1	5.6	30.0	54.8	74	-19.2
7206.00	44.0	Peak	300	1.5	h	35.1	5.6	30.0	54.7	74	-19.3
5367.33	45.7	Peak	30	1.5	v	33.9	5.2	30.0	54.7	74	-19.3
4804.00	27.0	Avg	45	1.8	h	32.5	4.9	30.0	34.4	54	-19.6
4804.00	26.9	Avg	90	1.5	v	32.5	4.9	30.0	34.3	54	-19.7
4804.00	40.3	Peak	45	1.8	h	32.5	4.9	30.0	47.7	74	-26.3
4804.00	40.1	Peak	90	1.5	v	32.5	4.9	30.0	47.5	74	-26.5

Low Band, High Channel, 30MHz-40GHz											
5250.00	87.8	Peak	30	1.2	v	33.9	5.2	30.0	96.9		
5250.00	88.5	Peak	0	2.0	h	33.9	5.2	30.0	97.6		
5250.00	74.2	Avg	30	1.2	V	33.9	5.2	30.0	83.2		
5250.00	76.5	Avg	0	2.0	h	33.9	5.2	30.0	85.6		
2402.00	87.3	Peak	0	1.5	v	28.1	3.4	30.0	88.8		
2402.00	89.7	Peak	30	1.8	h	28.1	3.4	30.0	91.1		
2402.00	86.8	Avg	0	1.5	v	28.1	3.4	30.0	88.3		
2402.00	87.2	Avg	30	1.8	h	28.1	3.4	30.0	88.6		
10500.00	36.5	Avg	0	1.5	v	35.1	5.6	30.0	47.2	54	-6.8
15750.00	35.7	Avg	30	1.5	v	35.1	5.6	30.0	46.4	54	-7.6
15750.00	33.8	Avg	270	1.2	h	35.1	5.6	30.0	44.6	54	-9.4
10500.00	53.0	Peak	0	1.5	v	35.1	5.6	30.0	63.7	74	-10.3
10500.00	32.7	Avg	60	1.2	h	35.1	5.6	30.0	43.4	54	-10.6
7206.00	31.1	Avg	330	1.8	v	35.1	5.6	30.0	41.8	54	-12.2
7206.00	31.1	Avg	0	1.5	h	35.1	5.6	30.0	41.8	54	-12.2
15750.00	48.2	Peak	30	1.5	v	35.1	5.6	30.0	58.9	74	-15.1
15750.00	47.5	Peak	270	1.2	h	35.1	5.6	30.0	58.3	74	-15.7
10500.00	45.8	Peak	60	1.2	h	35.1	5.6	30.0	56.6	74	-17.4
7206.00	44.2	Peak	330	1.8	v	35.1	5.6	30.0	54.9	74	-19.1
4804.00	27.0	Avg	90	1.5	v	32.5	4.9	30.0	34.4	54	-19.6
4804.00	26.9	Avg	45	1.0	h	32.5	4.9	30.0	34.3	54	-19.7
7206.00	39.8	Peak	0	1.5	h	35.1	5.6	30.0	50.5	74	-23.5
4804.00	40.2	Peak	90	1.5	v	32.5	4.9	30.0	47.6	74	-26.4
4804.00	40.2	Peak	45	1.0	h	32.5	4.9	30.0	47.6	74	-26.4

INDICATED			TABLE	ANTENNA		CORRECTION FACTOR			CORRECTED AMPLITUDE	FCC 15 SUBPART C	
Frequency	Ampl.	Comments	Angle	Height	Polar	Antenna	Cable	Amp.	Corr. Ampl.	Limit	Margin
MHz	dBμV/m		Degree	Meter	H/V	dBμV/m	DB	DB	dBμV/m	dBμV/m	dB
Mid Band, Low Channel, 30MHz-40GHz											
5250.00	87.8	Peak	30	1.2	v	33.9	5.2	30.0	96.9		
5250.00	88.5	Peak	0	2.0	h	33.9	5.2	30.0	97.6		
5250.00	74.2	Avg	30	1.2	V	33.9	5.2	30.0	83.2		
5250.00	76.5	Avg	0	2.0	h	33.9	5.2	30.0	85.6		
2402.00	87.3	Peak	0	1.5	v	28.1	3.4	30.0	88.8		
2402.00	89.7	Peak	30	1.8	h	28.1	3.4	30.0	91.1		
2402.00	86.8	Avg	0	1.5	v	28.1	3.4	30.0	88.3		
2402.00	87.2	Avg	30	1.8	h	28.1	3.4	30.0	88.6		
10500.00	36.5	Avg	0	1.5	v	35.1	5.6	30.0	47.2	54	-6.8
15750.00	35.7	Avg	30	1.5	v	35.1	5.6	30.0	46.4	54	-7.6
15750.00	33.8	Avg	270	1.2	h	35.1	5.6	30.0	44.6	54	-9.4
10500.00	53.0	Peak	0	1.5	v	35.1	5.6	30.0	63.7	74	-10.3
10500.00	32.7	Avg	60	1.2	h	35.1	5.6	30.0	43.4	54	-10.6
7206.00	31.1	Avg	330	1.8	v	35.1	5.6	30.0	41.8	54	-12.2
7206.00	31.1	Avg	0	1.5	h	35.1	5.6	30.0	41.8	54	-12.2
15750.00	48.2	Peak	30	1.5	v	35.1	5.6	30.0	58.9	74	-15.1
15750.00	47.5	Peak	270	1.2	h	35.1	5.6	30.0	58.3	74	-15.7
10500.00	45.8	Peak	60	1.2	h	35.1	5.6	30.0	56.6	74	-17.4
7206.00	44.2	Peak	330	1.8	v	35.1	5.6	30.0	54.9	74	-19.1
4804.00	27.0	Avg	90	1.5	v	32.5	4.9	30.0	34.4	54	-19.6
4804.00	26.9	Avg	45	1.0	h	32.5	4.9	30.0	34.3	54	-19.7
7206.00	39.8	Peak	0	1.5	h	35.1	5.6	30.0	50.5	74	-23.5
4804.00	40.2	Peak	90	1.5	v	32.5	4.9	30.0	47.6	74	-26.4
4804.00	40.2	Peak	45	1.0	h	32.5	4.9	30.0	47.6	74	-26.4

Mid Band, Mid Channel, 30MHz-40GHz											
5300.00	88.7	Peak	0	1.0	v	33.9	5.2	30.0	97.7		
5300.00	87.2	Peak	300	2.0	h	33.9	5.2	30.0	96.2		
5300.00	75.8	Avg	0	1.0	V	33.9	5.2	30.0	84.9		
5300.00	74.3	Avg	300	2.0	h	33.9	5.2	30.0	83.4		
2402.00	87.0	Peak	60	1.2	v	28.1	3.4	30.0	88.5		
2402.00	88.8	Peak	0	1.8	h	28.1	3.4	30.0	90.3		
2402.00	85.7	Avg	60	1.2	v	28.1	3.4	30.0	87.1		
2402.00	88.2	Avg	0	1.8	h	28.1	3.4	30.0	89.6		
10600.00	36.0	Avg	0	1.5	v	35.1	5.6	30.0	46.7	54	-7.3
15900.00	33.5	Avg	90	1.0	h	35.1	5.6	30.0	44.2	54	-9.8
15900.00	33.3	Avg	270	1.2	v	35.1	5.6	30.0	44.1	54	-9.9
10600.00	32.7	Avg	90	1.2	h	35.1	5.6	30.0	43.4	54	-10.6
7206.00	31.0	Avg	300	1.0	v	35.1	5.6	30.0	41.7	54	-12.3
7206.00	30.9	Avg	60	1.8	h	35.1	5.6	30.0	41.6	54	-12.4
10600.00	49.8	Peak	0	1.5	v	35.1	5.6	30.0	60.6	74	-13.4
15900.00	47.5	Peak	270	1.2	v	35.1	5.6	30.0	58.2	74	-15.8
15900.00	46.5	Peak	90	1.0	h	35.1	5.6	30.0	57.2	74	-16.8
10600.00	45.8	Peak	90	1.2	h	35.1	5.6	30.0	56.6	74	-17.4
7206.00	44.1	Peak	60	1.8	h	35.1	5.6	30.0	54.8	74	-19.2
7206.00	44.0	Peak	300	1.0	v	35.1	5.6	30.0	54.7	74	-19.3
4804.00	27.0	Avg	180	1.5	v	32.5	4.9	30.0	34.4	54	-19.6
4804.00	26.9	Avg	30	1.8	h	32.5	4.9	30.0	34.3	54	-19.7
4804.00	40.1	Peak	30	1.8	h	32.5	4.9	30.0	47.5	74	-26.5
4804.00	40.0	Peak	180	1.5	v	32.5	4.9	30.0	47.4	74	-26.6

Mid Band, High Channel, 30MHz-40GHz											
5350.00	90.5	Peak	30	2.0	v	33.9	5.2	30.0	99.6		
5350.00	89.2	Peak	0	1.8	h	33.9	5.2	30.0	98.2		
5350.00	77.0	Avg	30	2.0	V	33.9	5.2	30.0	86.1		
5350.00	73.3	Avg	0	1.8	h	33.9	5.2	30.0	82.4		
2402.00	88.2	Peak	30	1.2	v	28.1	3.4	30.0	89.6		
2402.00	88.9	Peak	330	1.5	h	28.1	3.4	30.0	90.4		
2402.00	87.2	Avg	30	1.2	v	28.1	3.4	30.0	88.7		
2402.00	87.7	Avg	330	1.5	h	28.1	3.4	30.0	89.2		
10700.00	34.8	Avg	30	1.8	v	35.1	5.6	30.0	45.6	54	-8.4
10700.00	33.3	Avg	270	1.5	h	35.1	5.6	30.0	44.1	54	-9.9
16050.00	33.2	Avg	60	1.5	v	35.1	5.6	30.0	43.9	54	-10.1
16050.00	32.9	Avg	30	1.2	v	35.1	5.6	30.0	43.6	54	-10.4
7206.00	31.0	Avg	180	1.0	v	35.1	5.6	30.0	41.7	54	-12.3
7206.00	31.0	Avg	60	1.5	h	35.1	5.6	30.0	41.7	54	-12.3
10700.00	48.3	Peak	30	1.8	v	35.1	5.6	30.0	59.1	74	-14.9
16050.00	47.4	Peak	60	1.5	v	35.1	5.6	30.0	58.1	74	-15.9
16050.00	46.8	Peak	30	1.2	h	35.1	5.6	30.0	57.5	74	-16.5
10700.00	44.7	Peak	270	1.5	h	35.1	5.6	30.0	55.4	74	-18.6
7206.00	44.5	Peak	180	1.0	v	35.1	5.6	30.0	55.2	74	-18.8
7206.00	44.2	Peak	60	1.5	h	35.1	5.6	30.0	54.9	74	-19.1
4804.00	27.1	Avg	45	1.5	v	32.5	4.9	30.0	34.5	54	-19.5
4804.00	27.0	Avg	30	1.8	h	32.5	4.9	30.0	34.4	54	-19.6
4804.00	40.3	Peak	45	1.5	v	32.5	4.9	30.0	47.7	74	-26.3
4804.00	40.2	Peak	30	1.8	h	32.5	4.9	30.0	47.6	74	-26.4

INDICATED			TABLE	ANTENNA		CORRECTION FACTOR			CORRECTED AMPLITUDE	FCC 15 SUBPART C	
Frequency	Ampl.	Comments	Angle	Height	Polar	Antenna	Cable	Amp.	Corr. Ampl.	Limit	Margin
MHz	dBμV/m		Degree	Meter	H/V	dBμV/m	DB	DB	dBμV/m	dBμV/m	dB
High Band, Low Channel, 30MHz-40GHz											
5725.00	91.5	Peak	0	1.8	v	34.1	5.4	30.0	101.0		
5725.00	89.8	Peak	330	1.8	h	34.1	5.4	30.0	99.3		
5725.00	78.3	Avg	0	1.8	V	34.1	5.4	30.0	87.8		
5725.00	75.8	Avg	330	1.8	h	34.1	5.4	30.0	85.3		
2402.00	87.7	Peak	30	1.2	v	28.1	3.4	30.0	89.1		
2402.00	88.6	Peak	0	1.5	h	28.1	3.4	30.0	90.1		
2402.00	86.5	Avg	30	1.2	v	28.1	3.4	30.0	88.0		
2402.00	87.9	Avg	0	1.5	h	28.1	3.4	30.0	89.4		
11450.00	34.5	Avg	0	1.2	h	35.1	5.6	30.0	45.2	54	-8.8
17175.00	34.3	Avg	60	1.2	v	35.1	5.6	30.0	45.0	54	-9.0
11450.00	32.8	Avg	330	1.5	v	35.1	5.6	30.0	43.6	54	-10.4
17175.00	32.5	Avg	180	1.0	h	35.1	5.6	30.0	43.2	54	-10.8
7206.00	30.1	Avg	270	1.5	h	35.1	5.6	30.0	40.8	54	-13.2
7206.00	30.0	Avg	180	1.8	v	35.1	5.6	30.0	40.7	54	-13.3
11450.00	47.7	Peak	0	1.2	h	35.1	5.6	30.0	58.4	74	-15.6
17175.00	47.4	Peak	60	1.2	v	35.1	5.6	30.0	58.2	74	-15.8
11450.00	47.3	Peak	330	1.5	v	35.1	5.6	30.0	58.1	74	-15.9
17175.00	47.3	Peak	180	1.0	h	35.1	5.6	30.0	58.0	74	-16.0
7206.00	44.1	Peak	270	1.5	h	35.1	5.6	30.0	54.8	74	-19.2
7206.00	44.0	Peak	180	1.8	v	35.1	5.6	30.0	54.7	74	-19.3
4804.00	27.2	Avg	45	1.5	v	32.5	4.9	30.0	34.6	54	-19.4
4804.00	27.0	Avg	30	1.2	h	32.5	4.9	30.0	34.4	54	-19.6
4804.00	40.3	Peak	30	1.2	h	32.5	4.9	30.0	47.7	74	-26.3
4804.00	40.2	Peak	45	1.5	v	32.5	4.9	30.0	47.6	74	-26.4

High Band, Mid Channel, 30MHz-40GHz											
5775.00	90.3	Peak	0	1.8	v	34.1	5.4	30.0	99.8		
5775.00	90.0	Peak	160	1.8	h	34.1	5.4	30.0	99.5		
5775.00	76.5	Avg	0	1.8	V	34.1	5.4	30.0	86.0		
5775.00	77.2	Avg	160	1.8	h	34.1	5.4	30.0	86.7		
2402.00	87.3	Peak	0	1.5	v	28.1	3.4	30.0	88.8		
2402.00	88.5	Peak	330	1.2	h	28.1	3.4	30.0	90.0		
2402.00	85.9	Avg	0	1.5	v	28.1	3.4	30.0	87.4		
2402.00	85.6	Avg	330	1.2	h	28.1	3.4	30.0	87.1		
11550.00	35.7	Avg	0	2.0	h	35.1	5.6	30.0	46.4	54	-7.6
5623.00	36.5	Avg	0	1.8	v	34.1	5.4	30.0	46.0	54	-8.0
11550.00	34.8	Avg	330	1.8	v	35.1	5.6	30.0	45.6	54	-8.4
17325.00	34.8	Avg	30	1.0	v	35.1	5.6	30.0	45.6	54	-8.4
17325.00	34.8	Avg	270	1.2	h	35.1	5.6	30.0	45.6	54	-8.4
5606.00	34.3	Avg	0	1.8	v	34.1	5.4	30.0	43.8	54	-10.2
7206.00	30.1	Avg	270	1.5	h	35.1	5.6	30.0	40.8	54	-13.2
7206.00	30.0	Avg	330	1.8	v	35.1	5.6	30.0	40.7	54	-13.3
11550.00	49.2	Peak	0	2.0	h	35.1	5.6	30.0	59.9	74	-14.1
17325.00	47.7	Peak	270	1.2	h	35.1	5.6	30.0	58.4	74	-15.6
11550.00	47.3	Peak	330	1.8	v	35.1	5.6	30.0	58.1	74	-15.9
17325.00	47.3	Peak	30	1.0	v	35.1	5.6	30.0	58.1	74	-15.9
5623.00	48.5	Peak	0	1.8	v	34.1	5.4	30.0	58.0	74	-16.0
5606.00	47.3	Peak	0	1.8	v	34.1	5.4	30.0	56.8	74	-17.2
5622.83	27.0	Avg	0	1.8	v	34.1	5.4	30.0	36.5	54	-17.5
5607.23	26.7	Avg	0	1.8	v	34.1	5.4	30.0	36.2	54	-17.8
7206.00	44.3	Peak	330	1.8	v	35.1	5.6	30.0	55.0	74	-19.0
7206.00	44.2	Peak	270	1.5	h	35.1	5.6	30.0	54.9	74	-19.1
4804.00	27.2	Avg	60	1.5	v	32.5	4.9	30.0	34.6	54	-19.4
4804.00	27.2	Avg	30	1.2	h	32.5	4.9	30.0	34.6	54	-19.4
5622.83	41.0	Peak	0	1.8	v	34.1	5.4	30.0	50.5	74	-23.5
5607.23	38.2	Peak	0	1.8	v	34.1	5.4	30.0	47.7	74	-26.3
4804.00	40.1	Peak	30	1.2	h	32.5	4.9	30.0	47.5	74	-26.5
4804.00	40.0	Peak	60	1.5	v	32.5	4.9	30.0	47.4	74	-26.6

High Band, High Channel, 30MHz-40GHz											
5825.00	90.7	Peak	0	1.5	v	34.1	5.4	30.0	100.2		
5825.00	90.5	Peak	150	1.8	h	34.1	5.4	30.0	100.0		
5825.00	79.7	Avg	0	1.5	V	34.1	5.4	30.0	89.2		
5825.00	49.3	Avg	150	1.8	h	34.1	5.4	30.0	58.8		
2402.00	87.2	Peak	0	1.5	v	28.1	3.4	30.0	88.6		
2402.00	88.3	Peak	30	1.5	h	28.1	3.4	30.0	89.8		
2402.00	86.1	Avg	0	1.5	v	28.1	3.4	30.0	87.6		
2402.00	86.2	Avg	30	1.5	h	28.1	3.4	30.0	87.7		
11650.00	34.2	Avg	180	1.8	h	35.1	5.6	30.0	44.9	54	-9.1
17475.00	33.8	Avg	90	1.5	v	35.1	5.6	30.0	44.5	54	-9.5
17475.00	32.8	Avg	30	1.5	h	35.1	5.6	30.0	43.5	54	-10.5
11650.00	32.7	Avg	120	2.0	v	35.1	5.6	30.0	43.4	54	-10.6
11650.00	50.0	Peak	180	1.8	h	35.1	5.6	30.0	60.7	74	-13.3
7206.00	30.0	Avg	180	1.0	v	35.1	5.6	30.0	40.7	54	-13.3
7206.00	29.9	Avg	270	1.5	h	35.1	5.6	30.0	40.6	54	-13.4
17475.00	47.7	Peak	90	1.5	v	35.1	5.6	30.0	58.5	74	-15.5
11650.00	47.7	Peak	120	2.0	v	35.1	5.6	30.0	58.4	74	-15.6
17475.00	47.2	Peak	30	1.5	h	35.1	5.6	30.0	57.9	74	-16.1
7206.00	44.1	Peak	180	1.0	v	35.1	5.6	30.0	54.8	74	-19.2
7206.00	44.0	Peak	270	1.5	h	35.1	5.6	30.0	54.7	74	-19.3
4804.00	27.2	Avg	300	1.8	h	32.5	4.9	30.0	34.6	54	-19.4
4804.00	27.1	Avg	60	1.5	v	32.5	4.9	30.0	34.5	54	-19.5
4804.00	40.3	Peak	60	1.5	v	32.5	4.9	30.0	47.7	74	-26.3
4804.00	40.2	Peak	300	1.8	h	32.5	4.9	30.0	47.6	74	-26.4

Unwanted Emission, 30 – 1000MHz											
97.72	34.7	/	270	2.5	v	18.3	3.1	25.0	31.1	43.5	-12.4
462.24	39.5	/	0	1.5	v	13.7	2.1	25.0	30.3	46	-15.7
97.72	32.7	/	90	1.5	h	11.5	2.2	25.0	21.4	43.5	-22.1
283.71	33.0	/	330	1.5	v	11.8	2.2	25.0	22.0	46	-24.0

4.7.2 T60H677 802.11a transmitted with T60M665 Bluetooth Mid Channel (2441MHz), (15.407)

INDICATED			TABLE	ANTENNA		CORRECTION FACTOR			CORRECTED AMPLITUDE	FCC 15 SUBPART C	
Frequency	Ampl.	Comments		Angle	Height	Polar	Antenna	Cable		Amp.	Corr. Ampl.
MHz	dBµV/m			Degree	Meter	H/V	dBµV/m	DB	DB	dBµV/m	dBµV/m
Low Band, Low Channel, 30MHz-40GHz											
5150.00	93.0	Peak	30	2.0	v	33.9	5.2	30.0	102.1		
5150.00	87.7	Peak	180	2.5	h	33.9	5.2	30.0	96.7		
5150.00	78.8	Avg	30	2.0	V	33.9	5.2	30.0	87.9		
5150.00	76.7	Avg	180	2.5	h	33.9	5.2	30.0	85.7		
2441.00	91.2	Peak	120	2.0	v	28.1	3.4	30.0	92.6		
2441.00	91.0	Peak	60	1.8	h	28.1	3.4	30.0	92.5		
2441.00	88.3	Avg	120	2.0	v	28.1	3.4	30.0	89.8		
2441.00	89.2	Avg	60	1.8	h	28.1	3.4	30.0	90.7		
10300.00	34.7	Avg	0	1.8	v	35.1	5.6	30.0	45.4	54	-8.6
15450.00	34.5	Avg	150	2.0	h	35.1	5.6	30.0	45.2	54	-8.8
15450.00	34.3	Avg	180	1.5	v	35.1	5.6	30.0	45.0	54	-9.0
10300.00	32.2	Avg	180	2.5	h	35.1	5.6	30.0	42.9	54	-11.1
10300.00	51.3	Peak	0	1.8	v	35.1	5.6	30.0	62.1	74	-11.9
7323.00	30.5	Avg	180	1.8	v	35.1	5.6	30.0	41.2	54	-12.8
7323.00	30.4	Avg	0	1.5	h	35.1	5.6	30.0	41.1	54	-12.9
10300.00	47.2	Peak	180	2.5	h	35.1	5.6	30.0	57.9	74	-16.1
15450.00	47.1	Peak	180	1.5	v	35.1	5.6	30.0	57.8	74	-16.2
15450.00	46.8	Peak	150	2.0	h	35.1	5.6	30.0	57.6	74	-16.4
7323.00	45.0	Peak	180	1.8	v	35.1	5.6	30.0	55.7	74	-18.3
7323.00	44.8	Peak	0	1.5	h	35.1	5.6	30.0	55.5	74	-18.5
4882.00	27.4	Avg	30	2.0	h	32.5	4.9	30.0	34.8	54	-19.2
4882.00	27.3	Avg	60	1.5	v	32.5	4.9	30.0	34.7	54	-19.3
4882.00	40.6	Peak	30	2.0	h	32.5	4.9	30.0	48.0	74	-26.0
4882.00	40.5	Peak	60	1.5	v	32.5	4.9	30.0	47.9	74	-26.1

Low Band, Mid Channel, 30MHz-40GHz											
5200.00	91.0	Peak	30	2.0	v	33.9	5.2	30.0	100.1		
5200.00	86.0	Peak	0	1.5	h	33.9	5.2	30.0	95.1		
5200.00	79.3	Avg	30	2.0	V	33.9	5.2	30.0	88.4		
5200.00	75.7	Avg	0	1.5	h	33.9	5.2	30.0	84.7		
2441.00	91.7	Peak	45	1.2	v	28.1	3.4	30.0	93.1		
2441.00	93.2	Peak	30	1.8	h	28.1	3.4	30.0	94.6		
2441.00	91.3	Avg	45	1.2	v	28.1	3.4	30.0	92.8		
2441.00	91.5	Avg	30	1.8	h	28.1	3.4	30.0	93.0		
10400.00	36.8	Avg	330	1.5	v	35.1	5.6	30.0	47.6	54	-6.4
5353.00	38.3	Avg	330	1.8	v	33.9	5.2	30.0	47.4	54	-6.6
10400.00	55.0	Peak	330	1.5	v	35.1	5.6	30.0	65.7	74	-8.3
15600.00	34.3	Avg	270	1.2	v	35.1	5.6	30.0	45.1	54	-8.9
15600.00	34.2	Avg	180	1.5	h	35.1	5.6	30.0	44.9	54	-9.1
10400.00	32.8	Avg	330	2.0	h	35.1	5.6	30.0	43.6	54	-10.4
5367.00	33.7	Avg	330	1.8	v	33.9	5.2	30.0	42.7	54	-11.3
5353.00	33.5	Avg	0	1.0	v	33.9	5.2	30.0	42.6	54	-11.4
7323.00	30.8	Avg	180	1.8	v	35.1	5.6	30.0	41.5	54	-12.5
7323.00	30.5	Avg	60	1.5	h	35.1	5.6	30.0	41.2	54	-12.8
5353.00	51.8	Peak	330	1.8	v	33.9	5.2	30.0	60.9	74	-13.1
10400.00	49.2	Peak	330	2.0	h	35.1	5.6	30.0	59.9	74	-14.1
5367.00	29.7	Avg	0	1.0	v	33.9	5.2	30.0	38.7	54	-15.3
15600.00	47.7	Peak	180	1.5	h	35.1	5.6	30.0	58.4	74	-15.6
15600.00	47.0	Peak	270	1.2	v	35.1	5.6	30.0	57.7	74	-16.3
5353.00	47.0	Peak	0	1.0	v	33.9	5.2	30.0	56.1	74	-17.9
7323.00	45.2	Peak	180	1.8	v	35.1	5.6	30.0	55.9	74	-18.1
7323.00	45.0	Peak	60	1.5	h	35.1	5.6	30.0	55.7	74	-18.3
4882.00	27.4	Avg	0	1.5	v	32.5	4.9	30.0	34.8	54	-19.2
4882.00	27.4	Avg	330	1.2	h	32.5	4.9	30.0	34.8	54	-19.2
5367.00	44.2	Peak	330	1.8	v	33.9	5.2	30.0	53.2	74	-20.8
5367.00	42.0	Peak	0	1.0	v	33.9	5.2	30.0	51.1	74	-22.9
4882.00	40.8	Peak	330	1.2	h	32.5	4.9	30.0	48.2	74	-25.8
4882.00	40.6	Peak	0	1.5	v	32.5	4.9	30.0	48.0	74	-26.0

Low Band, High Channel, 30MHz-40GHz											
5250.00	92.2	Peak	45	1.5	v	33.9	5.2	30.0	101.2		
5250.00	86.7	Peak	180	1.0	h	33.9	5.2	30.0	95.7		
5250.00	80.5	Avg	45	1.5	V	33.9	5.2	30.0	89.6		
5250.00	74.3	Avg	180	1.0	h	33.9	5.2	30.0	83.4		
2441.00	92.0	Peak	270	2.0	v	28.1	3.4	30.0	93.5		
2441.00	93.5	Peak	330	1.8	h	28.1	3.4	30.0	95.0		
2441.00	90.7	Avg	270	2.0	v	28.1	3.4	30.0	92.1		
2441.00	91.7	Avg	330	1.8	h	28.1	3.4	30.0	93.1		
10500.00	34.7	Avg	30	1.5	v	35.1	5.6	30.0	45.4	54	-8.6
15750.00	34.7	Avg	0	1.8	v	35.1	5.6	30.0	45.4	54	-8.6
15750.00	34.5	Avg	30	1.5	h	35.1	5.6	30.0	45.2	54	-8.8
10500.00	34.3	Avg	180	1.8	h	35.1	5.6	30.0	45.1	54	-8.9
10500.00	51.5	Peak	30	1.5	v	35.1	5.6	30.0	62.2	74	-11.8
7323.00	30.7	Avg	0	1.0	v	35.1	5.6	30.0	41.4	54	-12.6
7323.00	30.6	Avg	30	1.5	h	35.1	5.6	30.0	41.3	54	-12.7
10500.00	50.5	Peak	180	1.8	h	35.1	5.6	30.0	61.2	74	-12.8
15750.00	47.7	Peak	0	1.8	v	35.1	5.6	30.0	58.4	74	-15.6
15750.00	47.2	Peak	30	1.5	h	35.1	5.6	30.0	57.9	74	-16.1
7323.00	45.1	Peak	30	1.5	h	35.1	5.6	30.0	55.8	74	-18.2
7323.00	45.0	Peak	0	1.0	v	35.1	5.6	30.0	55.7	74	-18.3
4882.00	27.3	Avg	0	1.5	v	32.5	4.9	30.0	34.7	54	-19.3
4882.00	27.3	Avg	330	1.8	h	32.5	4.9	30.0	34.7	54	-19.3
4882.00	40.9	Peak	330	1.8	h	32.5	4.9	30.0	48.3	74	-25.7
4882.00	40.8	Peak	0	1.5	v	32.5	4.9	30.0	48.2	74	-25.8

INDICATED			TABLE	ANTENNA		CORRECTION FACTOR			CORRECTED AMPLITUDE	FCC 15 SUBPART C	
Frequency	Ampl.	Comments	Angle	Height	Polar	Antenna	Cable	Amp.	Corr. Ampl.	Limit	Margin
MHz	dBμV/m		Degree	Meter	H/V	dBμV/m	DB	DB	dBμV/m	dBμV/m	dB
Mid Band, Low Channel, 30MHz-40GHz											
5250.00	92.2	Peak	45	1.5	v	33.9	5.2	30.0	101.2		
5250.00	86.7	Peak	180	1.0	h	33.9	5.2	30.0	95.7		
5250.00	80.5	Avg	45	1.5	V	33.9	5.2	30.0	89.6		
5250.00	74.3	Avg	180	1.0	h	33.9	5.2	30.0	83.4		
2441.00	92.0	Peak	270	2.0	v	28.1	3.4	30.0	93.5		
2441.00	93.5	Peak	330	1.8	h	28.1	3.4	30.0	95.0		
2441.00	90.7	Avg	270	2.0	v	28.1	3.4	30.0	92.1		
2441.00	91.7	Avg	330	1.8	h	28.1	3.4	30.0	93.1		
10500.00	34.7	Avg	30	1.5	v	35.1	5.6	30.0	45.4	54	-8.6
15750.00	34.7	Avg	0	1.8	v	35.1	5.6	30.0	45.4	54	-8.6
15750.00	34.5	Avg	30	1.5	h	35.1	5.6	30.0	45.2	54	-8.8
10500.00	34.3	Avg	180	1.8	h	35.1	5.6	30.0	45.1	54	-8.9
10500.00	51.5	Peak	30	1.5	v	35.1	5.6	30.0	62.2	74	-11.8
7323.00	30.7	Avg	0	2.0	v	35.1	5.6	30.0	41.4	54	-12.6
7323.00	30.6	Avg	30	1.5	h	35.1	5.6	30.0	41.3	54	-12.7
10500.00	50.5	Peak	180	1.8	h	35.1	5.6	30.0	61.2	74	-12.8
15750.00	47.7	Peak	0	1.8	v	35.1	5.6	30.0	58.4	74	-15.6
15750.00	47.2	Peak	30	1.5	h	35.1	5.6	30.0	57.9	74	-16.1
7323.00	45.1	Peak	30	1.5	h	35.1	5.6	30.0	55.8	74	-18.2
7323.00	45.0	Peak	0	2.0	v	35.1	5.6	30.0	55.7	74	-18.3
4882.00	27.3	Avg	0	1.5	v	32.5	4.9	30.0	34.7	54	-19.3
4882.00	27.3	Avg	330	1.8	h	32.5	4.9	30.0	34.7	54	-19.3
4882.00	40.9	Peak	330	1.8	h	32.5	4.9	30.0	48.3	74	-25.7
4882.00	40.8	Peak	0	1.5	v	32.5	4.9	30.0	48.2	74	-25.8

Mid Band, Mid Channel, 30MHz-40GHz											
5300.00	89.7	Peak	0	1.5	v	33.9	5.2	30.0	98.7		
5300.00	85.2	Peak	180	1.8	h	33.9	5.2	30.0	94.2		
5300.00	77.8	Avg	0	1.5	V	33.9	5.2	30.0	86.9		
5300.00	74.3	Avg	180	1.8	h	33.9	5.2	30.0	83.3		
2441.00	91.0	Peak	180	1.8	v	28.1	3.4	30.0	92.5		
2441.00	91.7	Peak	0	2.0	h	28.1	3.4	30.0	93.1		
2441.00	89.7	Avg	180	1.8	v	28.1	3.4	30.0	91.1		
2441.00	89.2	Avg	0	2.0	h	28.1	3.4	30.0	90.6		
10600.00	35.1	Avg	0	1.5	v	35.1	5.6	30.0	45.9	54	-8.1
15900.00	35.0	Avg	60	1.2	v	35.1	5.6	30.0	45.7	54	-8.3
15900.00	35.0	Avg	90	1.5	h	35.1	5.6	30.0	45.7	54	-8.3
5148.00	34.3	Avg	0	1.8	v	33.9	5.2	30.0	43.4	54	-10.6
10600.00	32.2	Avg	330	1.5	h	35.1	5.6	30.0	42.9	54	-11.1
5453.00	33.7	Avg	0	1.5	v	33.9	5.2	30.0	42.7	54	-11.3
7323.00	31.0	Avg	330	1.2	v	35.1	5.6	30.0	41.7	54	-12.3
7323.00	30.9	Avg	30	1.5	h	35.1	5.6	30.0	41.6	54	-12.4
10600.00	48.5	Peak	0	1.5	v	35.1	5.6	30.0	59.2	74	-14.8
15900.00	47.8	Peak	60	1.2	v	35.1	5.6	30.0	58.6	74	-15.4
15900.00	47.0	Peak	90	1.5	h	35.1	5.6	30.0	57.7	74	-16.3
5453.00	47.7	Peak	0	1.5	v	33.9	5.2	30.0	56.7	74	-17.3
7323.00	45.3	Peak	330	1.2	v	35.1	5.6	30.0	56.0	74	-18.0
7323.00	45.1	Peak	30	1.5	h	35.1	5.6	30.0	55.8	74	-18.2
5148.00	46.7	Peak	0	1.8	v	33.9	5.2	30.0	55.7	74	-18.3
10600.00	44.8	Peak	330	1.5	h	35.1	5.6	30.0	55.6	74	-18.4
4882.00	27.2	Avg	180	1.5	v	32.5	4.9	30.0	34.6	54	-19.4
4882.00	27.1	Avg	60	1.8	h	32.5	4.9	30.0	34.5	54	-19.5
4882.00	40.7	Peak	60	1.8	h	32.5	4.9	30.0	48.1	74	-25.9
4882.00	40.5	Peak	180	1.5	v	32.5	4.9	30.0	47.9	74	-26.1

Mid Band, High Channel, 30MHz-40GHz											
5350.00	92.2	Peak	0	2.0	v	33.9	5.2	30.0	101.2		
5350.00	88.8	Peak	330	2.2	h	33.9	5.2	30.0	97.9		
5350.00	77.2	Avg	0	2.0	V	33.9	5.2	30.0	86.2		
5350.00	78.3	Avg	330	2.2	h	33.9	5.2	30.0	87.4		
2441.00	90.7	Peak	90	1.8	v	28.1	3.4	30.0	92.1		
2441.00	91.8	Peak	0	2.0	h	28.1	3.4	30.0	93.3		
2441.00	88.8	Avg	90	1.8	v	28.1	3.4	30.0	90.3		
2441.00	90.8	Avg	0	2.0	h	28.1	3.4	30.0	92.3		
10700.00	35.7	Avg	150	2.0	v	35.1	5.6	30.0	46.4	54	-7.6
16050.00	34.8	Avg	0	1.5	v	35.1	5.6	30.0	45.5	54	-8.5
16050.00	34.2	Avg	180	1.8	v	35.1	5.6	30.0	45.0	54	-9.0
10700.00	34.2	Avg	180	1.8	h	35.1	5.6	30.0	44.9	54	-9.1
7323.00	31.1	Avg	270	1.5	v	35.1	5.6	30.0	41.8	54	-12.2
7323.00	31.0	Avg	30	1.2	h	35.1	5.6	30.0	41.7	54	-12.3
10700.00	49.5	Peak	150	2.0	v	35.1	5.6	30.0	60.2	74	-13.8
16050.00	47.9	Peak	0	1.5	v	35.1	5.6	30.0	58.6	74	-15.4
16050.00	46.7	Peak	180	1.8	h	35.1	5.6	30.0	57.4	74	-16.6
7323.00	45.5	Peak	270	1.5	v	35.1	5.6	30.0	56.2	74	-17.8
7323.00	45.4	Peak	30	1.2	h	35.1	5.6	30.0	56.1	74	-17.9
10700.00	45.2	Peak	180	1.8	h	35.1	5.6	30.0	56.0	74	-18.0
4882.00	27.3	Avg	0	1.5	v	32.5	4.9	30.0	34.7	54	-19.3
4882.00	27.1	Avg	60	1.8	h	32.5	4.9	30.0	34.5	54	-19.5
4882.00	40.7	Peak	60	1.8	h	32.5	4.9	30.0	48.1	74	-25.9
4882.00	40.6	Peak	0	1.5	v	32.5	4.9	30.0	48.0	74	-26.0

INDICATED			TABLE	ANTENNA		CORRECTION FACTOR			CORRECTED AMPLITUDE	FCC 15 SUBPART C	
Frequency	Ampl.	Comments	Angle	Height	Polar	Antenna	Cable	Amp.	Corr. Ampl.	Limit	Margin
MHz	dBµV/m		Degree	Meter	H/V	dBµV/m	DB	DB	dBµV/m	dBµV/m	dB
High Band, Low Channel, 30MHz-40GHz											
5725.00	90.2	Peak	150	2.2	v	34.1	5.4	30.0	99.7		
5725.00	89.7	Peak	180	2.0	h	34.1	5.4	30.0	99.2		
5725.00	76.5	Avg	150	2.2	V	34.1	5.4	30.0	86.0		
5725.00	76.3	Avg	180	2.0	h	34.1	5.4	30.0	85.8		
2441.00	91.7	Peak	300	2.0	v	28.1	3.4	30.0	93.1		
2441.00	90.2	Peak	30	1.6	h	28.1	3.4	30.0	91.6		
2441.00	90.8	Avg	300	2.0	v	28.1	3.4	30.0	92.3		
2441.00	89.0	Avg	30	1.6	h	28.1	3.4	30.0	90.5		
11450.00	34.9	Avg	180	1.8	v	35.1	5.6	30.0	45.6	54	-8.4
17175.00	34.2	Avg	150	2.0	v	35.1	5.6	30.0	44.9	54	-9.1
17175.00	34.2	Avg	180	2.0	h	35.1	5.6	30.0	44.9	54	-9.1
11450.00	33.5	Avg	90	2.0	h	35.1	5.6	30.0	44.2	54	-9.8
7323.00	31.2	Avg	0	1.5	v	35.1	5.6	30.0	41.9	54	-12.1
7323.00	31.1	Avg	30	1.2	h	35.1	5.6	30.0	41.8	54	-12.2
11450.00	48.6	Peak	180	1.8	v	35.1	5.6	30.0	59.3	74	-14.7
17175.00	47.7	Peak	150	2.0	v	35.1	5.6	30.0	58.4	74	-15.6
11450.00	47.3	Peak	90	2.0	h	35.1	5.6	30.0	58.1	74	-15.9
17175.00	47.1	Peak	180	2.0	h	35.1	5.6	30.0	57.8	74	-16.2
7323.00	45.5	Peak	0	1.5	v	35.1	5.6	30.0	56.2	74	-17.8
7323.00	45.0	Peak	30	1.2	h	35.1	5.6	30.0	55.7	74	-18.3
4882.00	27.2	Avg	330	2.0	v	32.5	4.9	30.0	34.6	54	-19.4
4882.00	27.0	Avg	60	1.8	h	32.5	4.9	30.0	34.4	54	-19.6
4882.00	40.5	Peak	330	2.0	v	32.5	4.9	30.0	47.9	74	-26.1
4882.00	40.2	Peak	60	1.8	h	32.5	4.9	30.0	47.6	74	-26.4

High Band, Mid Channel, 30MHz-40GHz											
5775.00	89.8	Peak	330	1.8	v	34.1	5.4	30.0	99.3		
5775.00	89.8	Peak	0	2.0	h	34.1	5.4	30.0	99.3		
5775.00	77.8	Avg	330	1.8	V	34.1	5.4	30.0	87.3		
5775.00	78.0	Avg	0	2.0	h	34.1	5.4	30.0	87.5		
2441.00	89.2	Peak	0	1.5	v	28.1	3.4	30.0	90.6		
2441.00	91.7	Peak	30	1.8	h	28.1	3.4	30.0	93.1		
2441.00	88.0	Avg	0	1.5	v	28.1	3.4	30.0	89.5		
2441.00	89.7	Avg	30	1.8	h	28.1	3.4	30.0	91.1		
11550.00	34.8	Avg	330	1.8	v	35.1	5.6	30.0	45.6	54	-8.4
17325.00	34.5	Avg	30	1.2	v	35.1	5.6	30.0	45.2	54	-8.8
17325.00	34.1	Avg	90	1.5	v	35.1	5.6	30.0	44.9	54	-9.1
5622.50	34.8	Avg	0	1.5	v	34.1	5.4	30.0	44.3	54	-9.7
5607.42	34.5	Avg	0	1.5	v	34.1	5.4	30.0	44.0	54	-10.0
11550.00	32.3	Avg	270	1.5	h	35.1	5.6	30.0	43.1	54	-10.9
7323.00	31.1	Avg	45	1.8	h	35.1	5.6	30.0	41.8	54	-12.2
7323.00	31.0	Avg	0	1.5	v	35.1	5.6	30.0	41.7	54	-12.3
5622.00	31.5	Avg	150	1.2	v	34.1	5.4	30.0	41.0	54	-13.0
5942.00	30.2	Avg	200	1.5	v	34.1	5.4	30.0	39.7	54	-14.3
11550.00	48.0	Peak	330	1.8	v	35.1	5.6	30.0	58.7	74	-15.3
17325.00	47.8	Peak	30	1.2	h	35.1	5.6	30.0	58.6	74	-15.4
17325.00	47.2	Peak	90	1.5	v	35.1	5.6	30.0	57.9	74	-16.1
5622.00	47.3	Peak	150	1.2	v	34.1	5.4	30.0	56.8	74	-17.2
11550.00	45.8	Peak	270	1.5	h	35.1	5.6	30.0	56.6	74	-17.4
7323.00	45.3	Peak	0	1.5	v	35.1	5.6	30.0	56.0	74	-18.0
7323.00	45.1	Peak	45	1.8	h	35.1	5.6	30.0	55.8	74	-18.2
5622.50	46.2	Peak	0	1.5	v	34.1	5.4	30.0	55.7	74	-18.3
5607.42	45.3	Peak	0	1.5	v	34.1	5.4	30.0	54.8	74	-19.2
4882.00	27.1	Avg	330	2.0	v	32.5	4.9	30.0	34.5	54	-19.5
4882.00	27.0	Avg	60	1.8	h	32.5	4.9	30.0	34.4	54	-19.6
5942.00	44.3	Peak	200	1.5	v	34.1	5.4	30.0	53.8	74	-20.2
4882.00	40.7	Peak	330	2.0	v	32.5	4.9	30.0	48.1	74	-25.9
4882.00	40.5	Peak	60	1.8	h	32.5	4.9	30.0	47.9	74	-26.1

High Band, High Channel, 30MHz-40GHz											
5825.00	88.3	Peak	0	1.2	v	34.1	5.4	30.0	97.8		
5825.00	88.7	Peak	330	1.8	h	34.1	5.4	30.0	98.2		
5825.00	75.7	Avg	0	1.2	V	34.1	5.4	30.0	85.2		
5825.00	76.5	Avg	330	1.8	h	34.1	5.4	30.0	86.0		
2441.00	89.8	Peak	45	1.2	v	28.1	3.4	30.0	91.3		
2441.00	90.2	Peak	60	1.8	h	28.1	3.4	30.0	91.6		
2441.00	88.5	Avg	45	1.2	v	28.1	3.4	30.0	90.0		
2441.00	88.3	Avg	60	1.8	h	28.1	3.4	30.0	89.8		
11650.00	33.5	Avg	180	1.5	h	35.1	5.6	30.0	44.2	54	-9.8
17475.00	33.5	Avg	90	1.8	v	35.1	5.6	30.0	44.2	54	-9.8
11650.00	32.6	Avg	120	1.0	v	35.1	5.6	30.0	43.3	54	-10.7
17475.00	32.6	Avg	0	1.5	v	35.1	5.6	30.0	43.3	54	-10.7
11650.00	48.1	Peak	120	1.0	v	35.1	5.6	30.0	58.8	74	-15.2
11650.00	47.6	Peak	180	1.5	h	35.1	5.6	30.0	58.3	74	-15.7
17475.00	47.6	Peak	90	1.8	v	35.1	5.6	30.0	58.3	74	-15.7
17475.00	46.9	Peak	0	1.5	h	35.1	5.6	30.0	57.6	74	-16.4
4882.00	40.4	Peak	0	1.2	v	32.5	4.9	30.0	47.8	74	-26.2
4882.00	40.3	Peak	60	1.8	h	32.5	4.9	30.0	47.7	74	-26.3
4882.00	27.0	Avg	0	1.2	v	32.5	4.9	30.0	34.4	54	-19.6
4882.00	26.9	Avg	60	1.8	h	32.5	4.9	30.0	34.3	54	-19.7
7323.00	44.9	Peak	30	1.5	v	35.1	5.6	30.0	55.6	74	-18.4
7323.00	44.8	Peak	270	2.0	h	35.1	5.6	30.0	55.5	74	-18.5
7323.00	30.8	Avg	30	1.5	v	35.1	5.6	30.0	41.5	54	-12.5
7323.00	31.0	Avg	270	2.0	h	35.1	5.6	30.0	41.7	54	-12.3

Unwanted Emission, 30 – 1000MHz											
97.72	34.2	/	90	2.0	v	18.3	3.1	25.0	30.6	43.5	-12.9
37.69	34.0	/	330	1.0	v	11.5	2.2	25.0	22.7	40	-17.3
100.34	32.0	/	0	2.0	h	19.3	1.5	25.0	27.8	46	-18.2
97.68	32.0	/	0	2.0	h	13.7	2.1	25.0	22.8	43.5	-20.7
100.34	33.3	/	30	2.0	v	11.8	2.2	25.0	22.3	43.5	-21.2

4.7.3 T60H677 802.11a transmitted with T60M665 Bluetooth High Channel (2480MHz), (15.407)

INDICATED			TABLE	ANTENNA		CORRECTION FACTOR			CORRECTED AMPLITUDE Corr. Ampl. dBµV/m	FCC 15 SUBPART C	
Frequency MHz	Ampl. dBµV/m	Comments		Angle Degree	Height Meter	Polar H/V	Antenna dBµV/m	Cable DB		Amp. DB	Limit dBµV/ m
Low Band, Low Channel, 30MHz-40GHz											
5150.00	91.2	Peak	0	1.8	v	33.9	5.2	30.0	100.2		
5150.00	89.8	Peak	180	2.0	h	33.9	5.2	30.0	98.9		
5150.00	78.0	Avg	0	1.8	V	33.9	5.2	30.0	87.1		
5150.00	76.8	Avg	180	2.0	h	33.9	5.2	30.0	85.9		
2480.00	91.2	Peak	220	1.0	v	28.1	3.4	30.0	92.6		
2480.00	91.7	Peak	30	1.8	h	28.1	3.4	30.0	93.1		
2480.00	89.5	Avg	220	1.0	v	28.1	3.4	30.0	91.0		
2480.00	90.5	Avg	30	1.8	h	28.1	3.4	30.0	92.0		
10300.00	36.3	Avg	330	1.5	v	35.1	5.6	30.0	47.1	54	-6.9
10300.00	35.8	Avg	0	1.2	h	35.1	5.6	30.0	46.6	54	-7.4
15450.00	35.1	Avg	90	1.5	v	35.1	5.6	30.0	45.8	54	-8.2
15450.00	34.8	Avg	30	1.2	h	35.1	5.6	30.0	45.5	54	-8.5
10300.00	52.5	Peak	330	1.5	v	35.1	5.6	30.0	63.2	74	-10.8
7440.00	31.1	Avg	180	1.2	h	35.1	5.6	30.0	41.8	54	-12.2
7440.00	31.0	Avg	30	1.8	v	35.1	5.6	30.0	41.7	54	-12.3
15450.00	47.8	Peak	90	1.5	v	35.1	5.6	30.0	58.6	74	-15.4
10300.00	47.7	Peak	0	1.2	h	35.1	5.6	30.0	58.4	74	-15.6
15450.00	47.1	Peak	30	1.2	h	35.1	5.6	30.0	57.8	74	-16.2
7440.00	45.0	Peak	180	1.2	h	35.1	5.6	30.0	55.7	74	-18.3
7440.00	44.8	Peak	30	1.8	v	35.1	5.6	30.0	55.5	74	-18.5
4960.00	27.1	Avg	300	1.2	v	32.5	4.9	30.0	34.5	54	-19.5
4960.00	27.0	Avg	0	1.5	h	32.5	4.9	30.0	34.4	54	-19.6
4960.00	40.3	Peak	300	1.2	v	32.5	4.9	30.0	47.7	74	-26.3
4960.00	40.2	Peak	0	1.5	h	32.5	4.9	30.0	47.6	74	-26.4

Low Band, Mid Channel, 30MHz-40GHz											
5200.00	92.7	Peak	90	1.8	v	33.9	5.2	30.0	101.7		
5200.00	89.5	Peak	180	2.5	h	33.9	5.2	30.0	98.6		
5200.00	76.0	Avg	90	1.8	V	33.9	5.2	30.0	85.1		
5200.00	76.7	Avg	180	2.5	h	33.9	5.2	30.0	85.7		
2480.00	92.0	Peak	0	1.5	v	28.1	3.4	30.0	93.5		
2480.00	93.3	Peak	0	1.8	h	28.1	3.4	30.0	94.8		
2480.00	89.3	Avg	0	1.5	v	28.1	3.4	30.0	90.8		
2480.00	92.8	Avg	0	1.8	h	28.1	3.4	30.0	94.3		
5352.00	37.2	Avg	0	2.0	v	33.9	5.2	30.0	46.2	54	-7.8
15600.00	34.7	Avg	270	1.2	v	35.1	5.6	30.0	45.4	54	-8.6
15600.00	34.5	Avg	300	1.5	h	35.1	5.6	30.0	45.2	54	-8.8
10400.00	32.8	Avg	0	1.5	v	35.1	5.6	30.0	43.5	54	-10.5
10400.00	32.5	Avg	180	1.5	h	35.1	5.6	30.0	43.2	54	-10.8
5047.00	33.7	Avg	0	2.0	v	33.9	5.2	30.0	42.7	54	-11.3
7440.00	31.1	Avg	0	1.8	h	35.1	5.6	30.0	41.8	54	-12.2
7440.00	31.0	Avg	30	1.5	v	35.1	5.6	30.0	41.7	54	-12.3
10400.00	50.7	Peak	0	1.5	v	35.1	5.6	30.0	61.4	74	-12.6
10400.00	48.2	Peak	180	1.5	h	35.1	5.6	30.0	58.9	74	-15.1
5352.00	49.7	Peak	0	2.0	v	33.9	5.2	30.0	58.7	74	-15.3
15600.00	47.3	Peak	270	1.2	v	35.1	5.6	30.0	58.1	74	-15.9
15600.00	46.8	Peak	300	1.5	h	35.1	5.6	30.0	57.6	74	-16.4
5047.00	48.0	Peak	0	2.0	v	33.9	5.2	30.0	57.1	74	-16.9
7440.00	45.2	Peak	30	1.5	v	35.1	5.6	30.0	55.9	74	-18.1
7440.00	45.1	Peak	0	1.8	h	35.1	5.6	30.0	55.8	74	-18.2
4960.00	27.3	Avg	330	1.2	v	32.5	4.9	30.0	34.7	54	-19.3
4960.00	27.2	Avg	30	1.8	h	32.5	4.9	30.0	34.6	54	-19.4
4960.00	40.5	Peak	330	1.2	v	32.5	4.9	30.0	47.9	74	-26.1
4960.00	40.4	Peak	30	1.8	h	32.5	4.9	30.0	47.8	74	-26.2

Low Band, High Channel, 30MHz-40GHz											
5250.00	91.5	Peak	0	1.8	v	33.9	5.2	30.0	100.6		
5250.00	88.0	Peak	180	2.0	h	33.9	5.2	30.0	97.1		
5250.00	75.8	Avg	0	1.8	V	33.9	5.2	30.0	84.9		
5250.00	77.2	Avg	180	2.0	h	33.9	5.2	30.0	86.2		
2480.00	93.5	Peak	150	1.8	v	28.1	3.4	30.0	95.0		
2480.00	93.5	Peak	180	1.0	h	28.1	3.4	30.0	95.0		
2480.00	93.0	Avg	150	1.8	v	28.1	3.4	30.0	94.5		
2480.00	92.7	Avg	180	1.0	h	28.1	3.4	30.0	94.1		
15750.00	34.7	Avg	270	1.5	v	35.1	5.6	30.0	45.4	54	-8.6
15750.00	34.4	Avg	300	1.2	h	35.1	5.6	30.0	45.2	54	-8.8
10500.00	33.3	Avg	45	1.5	v	35.1	5.6	30.0	44.1	54	-9.9
10500.00	33.2	Avg	150	1.8	h	35.1	5.6	30.0	43.9	54	-10.1
7440.00	31.2	Avg	30	1.5	v	35.1	5.6	30.0	41.9	54	-12.1
7440.00	31.1	Avg	90	1.0	h	35.1	5.6	30.0	41.8	54	-12.2
10500.00	51.0	Peak	45	1.5	v	35.1	5.6	30.0	61.7	74	-12.3
10500.00	47.8	Peak	150	1.8	h	35.1	5.6	30.0	58.6	74	-15.4
15750.00	47.4	Peak	270	1.5	v	35.1	5.6	30.0	58.1	74	-15.9
15750.00	46.6	Peak	300	1.2	h	35.1	5.6	30.0	57.3	74	-16.7
7440.00	45.3	Peak	90	1.0	h	35.1	5.6	30.0	56.0	74	-18.0
7440.00	45.2	Peak	30	1.5	v	35.1	5.6	30.0	55.9	74	-18.1
4960.00	27.2	Avg	180	1.2	h	32.5	4.9	30.0	34.6	54	-19.4
4960.00	27.1	Avg	330	1.2	v	32.5	4.9	30.0	34.5	54	-19.5
4960.00	40.3	Peak	180	1.2	h	32.5	4.9	30.0	47.7	74	-26.3
4960.00	40.2	Peak	330	1.2	v	32.5	4.9	30.0	47.6	74	-26.4

INDICATED			TABLE	ANTENNA		CORRECTION FACTOR			CORRECTED AMPLITUDE	FCC 15 SUBPART C	
Frequency	Ampl.	Comments	Angle	Height	Polar	Antenna	Cable	Amp.	Corr. Ampl.	Limit	Margin
MHz	dBμV/m		Degree	Meter	H/V	dBμV/m	DB	DB	dBμV/m	dBμV/m	dB
Mid Band, Low Channel, 30MHz-40GHz											
5250.00	91.5	Peak	0	1.8	v	33.9	5.2	30.0	100.6		
5250.00	88.0	Peak	180	2.0	h	33.9	5.2	30.0	97.1		
5250.00	75.8	Avg	0	1.8	V	33.9	5.2	30.0	84.9		
5250.00	77.2	Avg	180	2.0	h	33.9	5.2	30.0	86.2		
2480.00	93.5	Peak	150	1.8	v	28.1	3.4	30.0	95.0		
2480.00	93.5	Peak	180	1.0	h	28.1	3.4	30.0	95.0		
2480.00	93.0	Avg	150	1.8	v	28.1	3.4	30.0	94.5		
2480.00	92.7	Avg	180	1.0	h	28.1	3.4	30.0	94.1		
15750.00	34.7	Avg	270	1.5	v	35.1	5.6	30.0	45.4	54	-8.6
15750.00	34.4	Avg	300	1.2	h	35.1	5.6	30.0	45.2	54	-8.8
10500.00	33.3	Avg	45	1.5	v	35.1	5.6	30.0	44.1	54	-9.9
10500.00	33.2	Avg	150	1.8	h	35.1	5.6	30.0	43.9	54	-10.1
7440.00	31.3	Avg	0	1.5	v	35.1	5.6	30.0	42.0	54	-12.0
7440.00	31.2	Avg	90	1.0	h	35.1	5.6	30.0	41.9	54	-12.1
10500.00	51.0	Peak	45	1.5	v	35.1	5.6	30.0	61.7	74	-12.3
10500.00	47.8	Peak	150	1.8	h	35.1	5.6	30.0	58.6	74	-15.4
15750.00	47.4	Peak	270	1.5	v	35.1	5.6	30.0	58.1	74	-15.9
15750.00	46.6	Peak	300	1.2	h	35.1	5.6	30.0	57.3	74	-16.7
7440.00	45.5	Peak	90	1.0	h	35.1	5.6	30.0	56.2	74	-17.8
7440.00	45.4	Peak	0	1.5	v	35.1	5.6	30.0	56.1	74	-17.9
4960.00	27.4	Avg	180	1.8	h	32.5	4.9	30.0	34.8	54	-19.2
4960.00	27.3	Avg	60	1.2	v	32.5	4.9	30.0	34.7	54	-19.3
4960.00	40.6	Peak	180	1.8	h	32.5	4.9	30.0	48.0	74	-26.0
4960.00	40.5	Peak	60	1.2	v	32.5	4.9	30.0	47.9	74	-26.1

Mid Band, Mid Channel, 30MHz-40GHz											
5300.00	89.5	Peak	0	1.8	v	33.9	5.2	30.0	98.6		
5300.00	85.5	Peak	15	1.5	h	33.9	5.2	30.0	94.6		
5300.00	76.8	Avg	0	1.8	V	33.9	5.2	30.0	85.9		
5300.00	74.0	Avg	15	1.5	h	33.9	5.2	30.0	83.1		
2480.00	93.8	Peak	180	1.0	v	28.1	3.4	30.0	95.3		
2480.00	92.7	Peak	150	1.2	h	28.1	3.4	30.0	94.1		
2480.00	92.0	Avg	180	1.0	v	28.1	3.4	30.0	93.5		
2480.00	91.3	Avg	150	1.2	h	28.1	3.4	30.0	92.8		
15900.00	34.5	Avg	60	1.2	v	35.1	5.6	30.0	45.2	54	-8.8
10600.00	34.3	Avg	30	1.2	v	35.1	5.6	30.0	45.1	54	-8.9
15900.00	34.3	Avg	150	1.0	h	35.1	5.6	30.0	45.0	54	-9.0
10600.00	31.5	Avg	90	1.5	h	35.1	5.6	30.0	42.2	54	-11.8
5453.00	32.8	Avg	180	1.0	v	33.9	5.2	30.0	41.9	54	-12.1
7440.00	31.1	Avg	0	1.5	v	35.1	5.6	30.0	41.8	54	-12.2
7440.00	31.0	Avg	30	1.2	h	35.1	5.6	30.0	41.7	54	-12.3
10600.00	50.8	Peak	30	1.2	v	35.1	5.6	30.0	61.6	74	-12.4
5453.00	32.5	Avg	180	1.5	v	33.9	5.2	30.0	41.6	54	-12.4
5467.00	31.7	Avg	180	1.0	v	33.9	5.2	30.0	40.7	54	-13.3
5467.58	31.2	Avg	180	1.5	v	33.9	5.2	30.0	40.2	54	-13.8
15900.00	47.0	Peak	60	1.2	v	35.1	5.6	30.0	57.7	74	-16.3
15900.00	46.8	Peak	150	1.0	h	35.1	5.6	30.0	57.6	74	-16.4
7440.00	45.3	Peak	0	1.5	v	35.1	5.6	30.0	56.0	74	-18.0
7440.00	45.1	Peak	30	1.2	h	35.1	5.6	30.0	55.8	74	-18.2
10600.00	44.7	Peak	90	1.5	h	35.1	5.6	30.0	55.4	74	-18.6
4960.00	27.2	Avg	90	1.0	v	32.5	4.9	30.0	34.6	54	-19.4
4960.00	27.1	Avg	180	1.8	h	32.5	4.9	30.0	34.5	54	-19.5
5453.00	44.8	Peak	180	1.0	v	33.9	5.2	30.0	53.9	74	-20.1
5467.00	44.7	Peak	180	1.0	v	33.9	5.2	30.0	53.7	74	-20.3
5453.00	44.2	Peak	180	1.5	v	33.9	5.2	30.0	53.2	74	-20.8
5467.58	42.7	Peak	180	1.5	v	33.9	5.2	30.0	51.7	74	-22.3
4960.00	40.6	Peak	90	1.0	v	32.5	4.9	30.0	48.0	74	-26.0
4960.00	40.4	Peak	180	1.8	h	32.5	4.9	30.0	47.8	74	-26.2

Mid Band, High Channel, 30MHz-40GHz											
5350.00	90.0	Peak	0	1.8	v	33.9	5.2	30.0	99.1		
5350.00	88.3	Peak	180	1.8	h	33.9	5.2	30.0	97.4		
5350.00	78.8	Avg	0	1.8	V	33.9	5.2	30.0	87.9		
5350.00	77.3	Avg	180	1.8	h	33.9	5.2	30.0	86.4		
2480.00	93.8	Peak	180	1.0	v	28.1	3.4	30.0	95.3		
2480.00	92.5	Peak	180	1.5	h	28.1	3.4	30.0	94.0		
2480.00	93.0	Avg	180	1.0	v	28.1	3.4	30.0	94.5		
2480.00	91.0	Avg	180	1.5	h	28.1	3.4	30.0	92.5		
16050.00	34.7	Avg	0	1.2	v	35.1	5.6	30.0	45.4	54	-8.6
10700.00	33.8	Avg	30	1.8	v	35.1	5.6	30.0	44.6	54	-9.4
16050.00	33.9	Avg	270	1.5	v	35.1	5.6	30.0	44.6	54	-9.4
10700.00	32.7	Avg	180	1.5	h	35.1	5.6	30.0	43.4	54	-10.6
7440.00	31.0	Avg	150	1.5	v	35.1	5.6	30.0	41.7	54	-12.3
7440.00	30.9	Avg	180	1.8	h	35.1	5.6	30.0	41.6	54	-12.4
10700.00	48.5	Peak	30	1.8	v	35.1	5.6	30.0	59.2	74	-14.8
16050.00	47.7	Peak	0	1.2	v	35.1	5.6	30.0	58.4	74	-15.6
10700.00	47.2	Peak	180	1.5	h	35.1	5.6	30.0	57.9	74	-16.1
16050.00	46.7	Peak	270	1.5	h	35.1	5.6	30.0	57.4	74	-16.6
7440.00	45.1	Peak	150	1.5	v	35.1	5.6	30.0	55.8	74	-18.2
7440.00	45.0	Peak	180	1.8	h	35.1	5.6	30.0	55.7	74	-18.3
4960.00	27.0	Avg	90	1.0	v	32.5	4.9	30.0	34.4	54	-19.6
4960.00	26.9	Avg	180	2.0	h	32.5	4.9	30.0	34.3	54	-19.7
4960.00	40.5	Peak	90	1.0	v	32.5	4.9	30.0	47.9	74	-26.1
4960.00	40.3	Peak	180	2.0	h	32.5	4.9	30.0	47.7	74	-26.3

INDICATED			TABLE	ANTENNA		CORRECTION FACTOR			CORRECTED AMPLITUDE	FCC 15 SUBPART C	
Frequency	Ampl.	Comments	Angle	Height	Polar	Antenna	Cable	Amp.	Corr. Ampl.	Limit	Margin
MHz	dBµV/m		Degree	Meter	H/V	dBµV/m	DB	DB	dBµV/m	dBµV/m	dB
High Band, Low Channel, 30MHz-40GHz											
5725.00	90.2	Peak	330	2.0	v	34.1	5.4	30.0	99.7		
5725.00	89.2	Peak	0	1.8	h	34.1	5.4	30.0	98.7		
5725.00	75.8	Avg	330	2.0	V	34.1	5.4	30.0	85.3		
5725.00	75.0	Avg	0	1.8	h	34.1	5.4	30.0	84.5		
2480.00	91.2	Peak	45	1.5	v	28.1	3.4	30.0	92.6		
2480.00	90.7	Peak	60	2.0	h	28.1	3.4	30.0	92.1		
2480.00	90.7	Avg	45	1.5	v	28.1	3.4	30.0	92.1		
2480.00	89.9	Avg	60	2.0	h	28.1	3.4	30.0	91.4		
11450.00	34.2	Avg	330	1.5	v	35.1	5.6	30.0	44.9	54	-9.1
17175.00	34.1	Avg	150	1.5	v	35.1	5.6	30.0	44.9	54	-9.1
17175.00	34.2	Avg	180	1.8	h	35.1	5.6	30.0	44.9	54	-9.1
11450.00	33.9	Avg	180	1.8	h	35.1	5.6	30.0	44.6	54	-9.4
7440.00	31.1	Avg	0	1.2	v	35.1	5.6	30.0	41.8	54	-12.2
7440.00	31.0	Avg	90	2.0	h	35.1	5.6	30.0	41.7	54	-12.3
17175.00	47.3	Peak	150	1.5	v	35.1	5.6	30.0	58.0	74	-16.0
17175.00	47.1	Peak	180	1.8	h	35.1	5.6	30.0	57.8	74	-16.2
11450.00	47.0	Peak	330	1.5	v	35.1	5.6	30.0	57.7	74	-16.3
11450.00	46.6	Peak	180	1.8	h	35.1	5.6	30.0	57.3	74	-16.7
7440.00	45.3	Peak	0	1.2	v	35.1	5.6	30.0	56.0	74	-18.0
7440.00	45.1	Peak	90	2.0	h	35.1	5.6	30.0	55.8	74	-18.2
4960.00	27.1	Avg	90	1.0	v	32.5	4.9	30.0	34.5	54	-19.5
4960.00	27.0	Avg	270	1.8	h	32.5	4.9	30.0	34.4	54	-19.6
4960.00	40.3	Peak	90	1.0	v	32.5	4.9	30.0	47.7	74	-26.3
4960.00	40.2	Peak	270	1.8	h	32.5	4.9	30.0	47.6	74	-26.4

High Band, Mid Channel, 30MHz-40GHz											
5775.00	89.7	Peak	150	1.5	v	34.1	5.4	30.0	99.2		
5775.00	89.5	Peak	330	2.0	h	34.1	5.4	30.0	99.0		
5775.00	77.3	Avg	150	1.5	V	34.1	5.4	30.0	86.8		
5775.00	76.8	Avg	330	2.0	h	34.1	5.4	30.0	86.3		
2480.00	92.3	Peak	0	1.0	v	28.1	3.4	30.0	93.8		
2480.00	92.3	Peak	330	1.5	h	28.1	3.4	30.0	93.8		
2480.00	90.1	Avg	0	1.0	v	28.1	3.4	30.0	91.6		
2480.00	89.2	Avg	330	1.5	h	28.1	3.4	30.0	90.6		
17325.00	35.2	Avg	30	1.5	v	35.1	5.6	30.0	45.9	54	-8.1
17325.00	35.2	Avg	270	1.8	v	35.1	5.6	30.0	45.9	54	-8.1
11550.00	34.2	Avg	0	2.0	v	35.1	5.6	30.0	44.9	54	-9.1
11550.00	33.1	Avg	330	1.5	h	35.1	5.6	30.0	43.8	54	-10.2
7440.00	31.0	Avg	30	1.2	v	35.1	5.6	30.0	41.7	54	-12.3
7440.00	31.0	Avg	330	1.5	h	35.1	5.6	30.0	41.7	54	-12.3
11550.00	49.3	Peak	0	2.0	v	35.1	5.6	30.0	60.1	74	-13.9
17325.00	47.3	Peak	30	1.5	v	35.1	5.6	30.0	58.0	74	-16.0
17325.00	47.1	Peak	270	1.8	h	35.1	5.6	30.0	57.8	74	-16.2
11550.00	46.5	Peak	330	1.5	h	35.1	5.6	30.0	57.2	74	-16.8
7440.00	45.2	Peak	30	1.2	v	35.1	5.6	30.0	55.9	74	-18.1
7440.00	45.1	Peak	330	1.5	h	35.1	5.6	30.0	55.8	74	-18.2
4960.00	27.0	Avg	30	1.0	v	32.5	4.9	30.0	34.4	54	-19.6
4960.00	26.9	Avg	300	1.8	h	32.5	4.9	30.0	34.3	54	-19.7
4960.00	40.2	Peak	30	1.0	v	32.5	4.9	30.0	47.6	74	-26.4
4960.00	40.2	Peak	300	1.8	h	32.5	4.9	30.0	47.6	74	-26.4

High Band, High Channel, 30MHz-40GHz											
5825.00	88.2	Peak	330	2.0	v	34.1	5.4	30.0	97.7		
5825.00	88.7	Peak	150	2.0	h	34.1	5.4	30.0	98.2		
5825.00	76.0	Avg	330	2.0	V	34.1	5.4	30.0	85.5		
5825.00	76.2	Avg	150	2.0	h	34.1	5.4	30.0	85.7		
2480.00	91.2	Peak	0	1.5	v	28.1	3.4	30.0	92.6		
2480.00	92.7	Peak	150	2.0	h	28.1	3.4	30.0	94.1		
2480.00	89.2	Avg	0	1.5	v	28.1	3.4	30.0	90.6		
2480.00	91.3	Avg	150	2.0	h	28.1	3.4	30.0	92.8		
17475.00	35.3	Avg	150	1.8	v	35.1	5.6	30.0	46.0	54	-8.0
17475.00	35.2	Avg	180	1.5	v	35.1	5.6	30.0	45.9	54	-8.1
11650.00	34.2	Avg	180	1.8	v	35.1	5.6	30.0	44.9	54	-9.1
11650.00	33.9	Avg	150	1.5	h	35.1	5.6	30.0	44.6	54	-9.4
7440.00	31.3	Avg	30	1.2	v	35.1	5.6	30.0	42.0	54	-12.0
7440.00	31.2	Avg	180	1.5	h	35.1	5.6	30.0	41.9	54	-12.1
11650.00	48.4	Peak	180	1.8	v	35.1	5.6	30.0	59.1	74	-14.9
17475.00	47.4	Peak	150	1.8	v	35.1	5.6	30.0	58.1	74	-15.9
11650.00	47.2	Peak	150	1.5	h	35.1	5.6	30.0	58.0	74	-16.0
17475.00	47.2	Peak	180	1.5	h	35.1	5.6	30.0	57.9	74	-16.1
7440.00	45.3	Peak	180	1.5	h	35.1	5.6	30.0	56.0	74	-18.0
7440.00	45.1	Peak	30	1.2	v	35.1	5.6	30.0	55.8	74	-18.2
4960.00	27.1	Avg	120	1.8	h	32.5	4.9	30.0	34.5	54	-19.5
4960.00	27.0	Avg	45	1.0	v	32.5	4.9	30.0	34.4	54	-19.6
4960.00	40.2	Peak	120	1.8	h	32.5	4.9	30.0	47.6	74	-26.4
4960.00	40.0	Peak	45	1.0	v	32.5	4.9	30.0	47.4	74	-26.6

Unwanted Emission, 30 – 1000MHz											
97.70	34.5	/	330	2.0	v	18.3	3.1	25.0	30.9	43.5	-12.6
100.29	32.2	/	330	2.0	v	11.8	2.2	25.0	21.2	43.5	-22.3
92.27	31.3	/	0	1.5	v	11.5	2.2	25.0	20.0	43.5	-23.5
543.25	31.0	/	45	1.2	h	13.7	2.1	25.0	21.8	46	-24.2

4.7.4 T60H677 802.11b transmitted with T60M665 Bluetooth Low Channel (2402MHz), (15.247)

INDICATED			TABLE	ANTENNA		CORRECTION FACTOR			CORRECTED	FCC 15	
Frequency	Ampl.	Comments		Angle	Height	Polar	Antenna	Cable	Amp.	AMPLITUDE	Limit
MHz	dBµV/m			Degree	Meter	H/V	dBµV/m	DB	DB	Corr. Ampl.	dBµV/m
Low Channel, 30MHz-25GHz											
2412.00	106.3	Peak	30	1.0	v	28.1	3.4	30.0	107.8		
2412.00	99.0	Peak	90	1.5	h	28.1	3.4	30.0	100.5		
2412.00	102.0	Avg	30	1.0	V	28.1	3.4	30.0	103.5		
2412.00	93.0	Avg	90	1.5	h	28.1	3.4	30.0	94.5		
7236.00	32.1	Avg	180	1.2	v	35.1	5.6	30.0	42.9	54	-11.1
7236.00	31.7	Avg	150	1.8	h	35.1	5.6	30.0	42.5	54	-11.5
7236.00	45.7	Peak	180	1.2	v	35.1	5.6	30.0	56.4	74	-17.6
7236.00	44.7	Peak	150	1.8	h	35.1	5.6	30.0	55.4	74	-18.6
4824.00	27.8	Avg	180	1.8	v	32.5	4.9	30.0	35.2	54	-18.8
4824.00	27.2	Avg	330	1.5	h	32.5	4.9	30.0	34.6	54	-19.4
4824.00	41.7	Peak	330	1.5	h	32.5	4.9	30.0	49.1	74	-24.9
4824.00	41.5	Peak	180	1.8	v	32.5	4.9	30.0	48.9	74	-25.1

Mid Channel, 30MHz-25GHz											
2442.00	105.2	Peak	180	2.5	v	28.1	3.4	30.0	106.6		
2442.00	100.8	Peak	90	2.5	h	28.1	3.4	30.0	102.3		
2442.00	100.8	Avg	180	2.5	V	28.1	3.4	30.0	102.3		
2442.00	95.5	Avg	90	2.5	h	28.1	3.4	30.0	97.0		
2402.00	90.8	Peak	300	2.0	v	28.1	3.4	30.0	92.3		
2402.00	91.0	Peak	300	1.8	h	28.1	3.4	30.0	92.5		
2402.00	90.0	Avg	300	2.0	v	28.1	3.4	30.0	91.5		
2402.00	90.5	Avg	300	1.8	h	28.1	3.4	30.0	92.0		
2612.58	47.2	Avg	180	1.0	v	29.0	3.7	30.0	49.8	54	-4.2
2614.00	44.5	Avg	180	1.0	v	29.0	3.7	30.0	47.2	54	-6.8
2623.83	43.8	Avg	180	1.0	v	29.0	3.7	30.0	46.5	54	-7.5
2624.00	40.8	Avg	180	1.0	v	29.0	3.7	30.0	43.5	54	-10.5
7326.00	31.8	Avg	30	1.2	v	35.1	5.6	30.0	42.6	54	-11.4
7326.00	31.6	Avg	150	1.0	h	35.1	5.6	30.0	42.4	54	-11.6
7206.00	31.0	Avg	30	1.2	v	35.1	5.6	30.0	41.7	54	-12.3
7206.00	30.8	Avg	300	1.5	h	35.1	5.6	30.0	41.5	54	-12.5
2612.58	56.2	Peak	180	1.0	v	29.0	3.7	30.0	58.8	74	-15.2
2623.83	53.7	Peak	180	1.0	v	29.0	3.7	30.0	56.3	74	-17.7
2614.00	53.2	Peak	180	1.0	v	29.0	3.7	30.0	55.8	74	-18.2
7206.00	45.0	Peak	30	1.2	v	35.1	5.6	30.0	55.7	74	-18.3
7326.00	44.8	Peak	150	1.0	h	35.1	5.6	30.0	55.6	74	-18.4
7206.00	44.9	Peak	300	1.5	h	35.1	5.6	30.0	55.6	74	-18.4
2624.00	52.8	Peak	180	1.0	v	29.0	3.7	30.0	55.5	74	-18.5
7326.00	44.5	Peak	30	1.2	v	35.1	5.6	30.0	55.2	74	-18.8
4884.00	27.7	Avg	60	1.5	h	32.5	4.9	30.0	35.1	54	-18.9
4884.00	27.5	Avg	330	1.2	v	32.5	4.9	30.0	34.9	54	-19.1
4804.00	27.1	Avg	45	1.8	v	32.5	4.9	30.0	34.5	54	-19.5
4804.00	27.0	Avg	180	1.8	h	32.5	4.9	30.0	34.4	54	-19.6
4884.00	41.5	Peak	60	1.5	h	32.5	4.9	30.0	48.9	74	-25.1
4884.00	41.3	Peak	330	1.2	v	32.5	4.9	30.0	48.7	74	-25.3
4804.00	40.1	Peak	45	1.8	v	32.5	4.9	30.0	47.5	74	-26.5
4804.00	40.0	Peak	180	1.8	h	32.5	4.9	30.0	47.4	74	-26.6

High Channel, 30MHz-25GHz											
2484.00	105.2	Peak	0	1.2	v	28.1	3.4	30.0	106.6		
2484.00	97.7	Peak	0	1.7	h	28.1	3.4	30.0	99.1		
2484.00	99.8	Avg	0	1.2	V	28.1	3.4	30.0	101.3		
2484.00	94.2	Avg	0	1.7	h	28.1	3.4	30.0	95.6		
2402.00	88.2	Peak	0	2.0	v	28.1	3.4	30.0	89.6		
2402.00	89.7	Peak	45	1.8	h	28.1	3.4	30.0	91.1		
2402.00	87.7	Avg	0	2.0	v	28.1	3.4	30.0	89.1		
2402.00	87.3	Avg	45	1.8	h	28.1	3.4	30.0	88.8		
7452.00	31.7	Avg	180	1.2	h	35.1	5.6	30.0	42.4	54	-11.6
7452.00	31.2	Avg	300	1.8	v	35.1	5.6	30.0	41.9	54	-12.1
7206.00	30.8	Avg	270	1.5	h	35.1	5.6	30.0	41.5	54	-12.5
7206.00	30.7	Avg	0	2.0	v	35.1	5.6	30.0	41.4	54	-12.6
7452.00	45.1	Peak	180	1.2	h	35.1	5.6	30.0	55.8	74	-18.2
7206.00	45.0	Peak	270	1.5	h	35.1	5.6	30.0	55.7	74	-18.3
7206.00	44.8	Peak	0	2.0	v	35.1	5.6	30.0	55.5	74	-18.5
7452.00	44.7	Peak	300	1.8	v	35.1	5.6	30.0	55.4	74	-18.6
4968.00	27.7	Avg	150	1.2	h	32.5	4.9	30.0	35.1	54	-18.9
4968.00	27.5	Avg	180	1.5	v	32.5	4.9	30.0	34.9	54	-19.1
4804.00	27.0	Avg	90	1.8	h	32.5	4.9	30.0	34.4	54	-19.6
4804.00	26.9	Avg	30	1.5	v	32.5	4.9	30.0	34.3	54	-19.7
4968.00	41.6	Peak	150	1.2	h	32.5	4.9	30.0	49.0	74	-25.0
4968.00	41.3	Peak	180	1.5	v	32.5	4.9	30.0	48.7	74	-25.3
4804.00	40.0	Peak	30	1.5	v	32.5	4.9	30.0	47.4	74	-26.6
4804.00	39.8	Peak	90	1.8	h	32.5	4.9	30.0	47.2	74	-26.8

4.7.5 T60H677 802.11b transmitted with T60M665 Bluetooth Mid Channel (2441MHz), (15.247)

INDICATED			TABLE	ANTENNA		CORRECTION FACTOR			CORRECTED AMPLITUDE Corr. Ampl. dBµV/m	FCC 15 SUBPART C	
Frequency MHz	Ampl. dBµV/m	Comments		Angle Degree	Height Meter	Polar H/ V	Antenna dBµV/m	Cable DB		Amp. DB	Limit dBµV/ m
Low Channel, 30MHz-25GHz											
2412.00	106.8	Peak	45	2.5	v	28.1	3.4	30.0	108.3		
2412.00	102.0	Peak	120	2.5	h	28.1	3.4	30.0	103.5		
2412.00	100.3	Avg	45	2.5	V	28.1	3.4	30.0	101.8		
2412.00	97.8	Avg	120	2.5	h	28.1	3.4	30.0	99.3		
2441.00	91.0	Peak	300	1.8	v	28.1	3.4	30.0	92.5		
2441.00	88.5	Peak	270	1.5	h	28.1	3.4	30.0	90.0		
2441.00	89.7	Avg	300	1.8	v	28.1	3.4	30.0	91.1		
2441.00	87.3	Avg	270	1.5	h	28.1	3.4	30.0	88.8		
7236.00	32.2	Avg	180	1.6	v	35.1	5.6	30.0	42.9	54	-11.1
7236.00	32.0	Avg	150	1.2	h	35.1	5.6	30.0	42.8	54	-11.2
7323.00	31.0	Avg	330	2.0	v	35.1	5.6	30.0	41.7	54	-12.3
7323.00	30.9	Avg	270	1.5	h	35.1	5.6	30.0	41.6	54	-12.4
7236.00	46.3	Peak	180	1.6	v	35.1	5.6	30.0	57.0	74	-17.0
7236.00	45.2	Peak	150	1.2	h	35.1	5.6	30.0	55.9	74	-18.1
7323.00	45.1	Peak	330	2.0	v	35.1	5.6	30.0	55.8	74	-18.2
7323.00	45.0	Peak	270	1.5	h	35.1	5.6	30.0	55.7	74	-18.3
4824.00	27.6	Avg	180	1.2	v	32.5	4.9	30.0	35.0	54	-19.0
4824.00	27.3	Avg	60	2.5	h	32.5	4.9	30.0	34.7	54	-19.3
4882.00	27.2	Avg	30	1.5	v	32.5	4.9	30.0	34.6	54	-19.4
4882.00	27.1	Avg	0	1.2	h	32.5	4.9	30.0	34.5	54	-19.5
4824.00	42.3	Peak	180	1.2	v	32.5	4.9	30.0	49.7	74	-24.3
4824.00	41.2	Peak	60	2.5	h	32.5	4.9	30.0	48.6	74	-25.4
4882.00	40.2	Peak	30	1.5	v	32.5	4.9	30.0	47.6	74	-26.4
4882.00	40.0	Peak	0	1.2	h	32.5	4.9	30.0	47.4	74	-26.6

Mid Channel, 30MHz-25GHz											
2442.00	105.2	Peak	45	2.5	v	28.1	3.4	30.0	106.6		
2442.00	102.0	Peak	120	2.5	h	28.1	3.4	30.0	103.5		
2442.00	100.0	Avg	45	2.5	V	28.1	3.4	30.0	101.5		
2442.00	97.8	Avg	120	2.5	h	28.1	3.4	30.0	99.3		
2624.08	48.3	Avg	0	1.5	v	29.0	3.7	30.0	51.0	54	-3.0
2614.17	48.2	Avg	0	1.5	v	29.0	3.7	30.0	50.8	54	-3.2
2613.00	43.8	Avg	0	1.5	v	29.0	3.7	30.0	46.5	54	-7.5
7326.00	33.8	Avg	0	1.5	v	35.1	5.6	30.0	44.5	54	-9.5
7326.00	31.8	Avg	90	1.2	h	35.1	5.6	30.0	42.6	54	-11.4
2624.08	56.8	Peak	0	1.5	v	29.0	3.7	30.0	59.5	74	-14.5
2614.17	56.5	Peak	0	1.5	v	29.0	3.7	30.0	59.2	74	-14.8
7326.00	44.7	Peak	0	1.5	v	35.1	5.6	30.0	55.4	74	-18.6
7326.00	44.5	Peak	90	1.2	h	35.1	5.6	30.0	55.2	74	-18.8
4884.00	27.7	Avg	150	1.8	v	32.5	4.9	30.0	35.1	54	-18.9
4884.00	27.5	Avg	0	1.0	h	32.5	4.9	30.0	34.9	54	-19.1
2613.00	48.5	Peak	0	1.5	v	29.0	3.7	30.0	51.2	74	-22.8
4884.00	42.0	Peak	0	1.0	h	32.5	4.9	30.0	49.4	74	-24.6
4884.00	41.2	Peak	150	1.8	v	32.5	4.9	30.0	48.6	74	-25.4
High Channel, 30MHz-25GHz											
2484.00	104.7	Peak	0	2.5	v	28.1	3.4	30.0	106.1		
2484.00	99.3	Peak	300	2.5	h	28.1	3.4	30.0	100.8		
2484.00	101.5	Avg	0	2.5	V	28.1	3.4	30.0	103.0		
2484.00	96.0	Avg	300	2.5	h	28.1	3.4	30.0	97.5		
2441.00	90.2	Peak	60	1.2	v	28.1	3.4	30.0	91.6		
2441.00	89.3	Peak	180	1.6	h	28.1	3.4	30.0	90.8		
2441.00	88.5	Avg	60	1.2	v	28.1	3.4	30.0	90.0		
2441.00	87.8	Avg	180	1.6	h	28.1	3.4	30.0	89.3		
7452.00	31.9	Avg	300	1.5	v	35.1	5.6	30.0	42.6	54	-11.4
7452.00	31.2	Avg	180	1.8	h	35.1	5.6	30.0	41.9	54	-12.1
7323.00	31.0	Avg	90	1.2	v	35.1	5.6	30.0	41.7	54	-12.3
7323.00	31.0	Avg	270	1.5	h	35.1	5.6	30.0	41.7	54	-12.3
7323.00	45.3	Peak	90	1.2	v	35.1	5.6	30.0	56.0	74	-18.0
7323.00	45.1	Peak	270	1.5	h	35.1	5.6	30.0	55.8	74	-18.2
7452.00	44.5	Peak	300	1.5	v	35.1	5.6	30.0	55.2	74	-18.8
4968.00	27.5	Avg	180	1.5	v	32.5	4.9	30.0	34.9	54	-19.1
4968.00	27.2	Avg	150	1.8	h	32.5	4.9	30.0	34.6	54	-19.4
4882.00	27.1	Avg	30	1.0	v	32.5	4.9	30.0	34.5	54	-19.5
4882.00	27.0	Avg	220	1.2	h	32.5	4.9	30.0	34.4	54	-19.6
7452.00	43.6	Peak	180	1.8	h	35.1	5.6	30.0	54.3	74	-19.7
4968.00	42.1	Peak	180	1.5	v	32.5	4.9	30.0	49.5	74	-24.5
4968.00	41.7	Peak	150	1.8	h	32.5	4.9	30.0	49.1	74	-24.9
4882.00	40.1	Peak	30	1.0	v	32.5	4.9	30.0	47.5	74	-26.5
4882.00	39.8	Peak	220	1.2	h	32.5	4.9	30.0	47.2	74	-26.8

4.7.6 T60H677 802.11b transmitted with T60M665 Bluetooth Mid Channel (2480MHz), (15.247)

INDICATED			TABLE	ANTENNA		CORRECTION FACTOR			CORRECTED AMPLITUDE Corr. Ampl. dBµV/m	FCC 15 SUBPART C	
Frequency MHz	Ampl. dBµV/m	Comments		Angle Degree	Height Meter	Polar H/ V	Antenna dBµV/m	Cable DB		Amp. DB	Limit dBµV/ m
Low Channel, 30MHz-25GHz											
2412.00	105.7	Peak	330	1.0	v	28.1	3.4	30.0	107.1		
2412.00	101.8	Peak	100	2.5	h	28.1	3.4	30.0	103.3		
2412.00	101.5	Avg	330	1.0	V	28.1	3.4	30.0	103.0		
2412.00	95.0	Avg	100	2.5	h	28.1	3.4	30.0	96.5		
2480.00	93.0	Peak	45	2.2	v	28.1	3.4	30.0	94.5		
2480.00	91.7	Peak	180	1.8	h	28.1	3.4	30.0	93.1		
2480.00	92.2	Avg	45	2.2	v	28.1	3.4	30.0	93.6		
2480.00	90.0	Avg	180	1.8	h	28.1	3.4	30.0	91.5		
7236.00	31.8	Avg	180	1.2	h	35.1	5.6	30.0	42.6	54	-11.4
7236.00	31.7	Avg	330	1.8	v	35.1	5.6	30.0	42.5	54	-11.5
7440.00	31.4	Avg	60	1.2	v	35.1	5.6	30.0	42.1	54	-11.9
7440.00	31.2	Avg	270	1.5	h	35.1	5.6	30.0	41.9	54	-12.1
7440.00	45.2	Peak	270	1.5	h	35.1	5.6	30.0	55.9	74	-18.1
7440.00	45.0	Peak	60	1.2	v	35.1	5.6	30.0	55.7	74	-18.3
7236.00	44.8	Peak	180	1.2	h	35.1	5.6	30.0	55.5	74	-18.5
4824.00	27.7	Avg	180	1.5	h	32.5	4.9	30.0	35.1	54	-18.9
7236.00	44.2	Peak	330	1.8	v	35.1	5.6	30.0	54.9	74	-19.1
4824.00	27.2	Avg	150	1.2	v	32.5	4.9	30.0	34.6	54	-19.4
4960.00	27.2	Avg	30	1.0	v	32.5	4.9	30.0	34.6	54	-19.4
4960.00	27.0	Avg	180	1.2	h	32.5	4.9	30.0	34.4	54	-19.6
4824.00	41.6	Peak	180	1.5	h	32.5	4.9	30.0	49.0	74	-25.0
4824.00	41.3	Peak	150	1.2	v	32.5	4.9	30.0	48.7	74	-25.3
4960.00	40.8	Peak	30	1.0	v	32.5	4.9	30.0	48.2	74	-25.8
4960.00	40.5	Peak	180	1.2	h	32.5	4.9	30.0	47.9	74	-26.1

Mid Channel, 30MHz-25GHz											
2442.00	104.8	Peak	0	2.5	v	28.1	3.4	30.0	106.3		
2442.00	99.5	Peak	60	1.5	h	28.1	3.4	30.0	101.0		
2442.00	101.8	Avg	0	2.5	V	28.1	3.4	30.0	103.3		
2442.00	95.3	Avg	60	1.5	h	28.1	3.4	30.0	96.8		
2480.00	91.7	Peak	240	1.5	v	28.1	3.4	30.0	93.1		
2480.00	93.5	Peak	180	1.8	h	28.1	3.4	30.0	95.0		
2480.00	90.2	Avg	240	1.5	v	28.1	3.4	30.0	91.6		
2480.00	90.3	Avg	180	1.8	h	28.1	3.4	30.0	91.8		
7326.00	32.4	Avg	150	1.0	v	35.1	5.6	30.0	43.1	54	-10.9
7326.00	32.1	Avg	0	1.2	h	35.1	5.6	30.0	42.9	54	-11.1
7440.00	31.3	Avg	180	1.5	h	35.1	5.6	30.0	42.0	54	-12.0
7440.00	31.2	Avg	60	1.5	v	35.1	5.6	30.0	41.9	54	-12.1
4884.00	30.2	Avg	30	1.5	v	32.5	4.9	30.0	37.6	54	-16.4
7326.00	45.3	Peak	150	1.0	v	35.1	5.6	30.0	56.1	74	-17.9
7440.00	45.4	Peak	180	1.5	h	35.1	5.6	30.0	56.1	74	-17.9
7440.00	45.3	Peak	60	1.5	v	35.1	5.6	30.0	56.0	74	-18.0
7326.00	44.7	Peak	0	1.2	h	35.1	5.6	30.0	55.4	74	-18.6
4884.00	27.7	Avg	90	1.2	h	32.5	4.9	30.0	35.1	54	-18.9
4960.00	27.3	Avg	0	2.0	h	32.5	4.9	30.0	34.7	54	-19.3
4960.00	27.2	Avg	300	1.0	v	32.5	4.9	30.0	34.6	54	-19.4
4884.00	42.0	Peak	30	1.5	v	32.5	4.9	30.0	49.4	74	-24.6
4884.00	41.3	Peak	90	1.2	h	32.5	4.9	30.0	48.7	74	-25.3
4960.00	40.8	Peak	0	2.0	h	32.5	4.9	30.0	48.2	74	-25.8
4960.00	40.6	Peak	300	1.0	v	32.5	4.9	30.0	48.0	74	-26.0

High Channel, 1-50GHz											
2484.00	106.3	FUND/Peak	30	2.0	v	28.1	3.4	30.0	107.8		
2484.00	98.8	FUND/Peak	0	1.5	h	28.1	3.4	30.0	100.3		
2484.00	101.7	FUND/Avg	30	2.0	V	28.1	3.4	30.0	103.1		
2484.00	94.3	FUND/Avg	0	1.5	h	28.1	3.4	30.0	95.8		
7452.00	32.1	Avg	60	1.2	h	35.1	5.6	30.0	42.9	54	-11.1
7452.00	31.9	Avg	150	1.8	v	35.1	5.6	30.0	42.6	54	-11.4
7452.00	44.7	Peak	150	1.8	v	35.1	5.6	30.0	55.4	74	-18.6
7452.00	44.5	Peak	60	1.2	h	35.1	5.6	30.0	55.2	74	-18.8
4968.00	27.6	Avg	180	1.8	v	32.5	4.9	30.0	35.0	54	-19.0
4968.00	27.2	Avg	30	1.5	h	32.5	4.9	30.0	34.6	54	-19.4
4968.00	41.8	Peak	180	1.8	v	32.5	4.9	30.0	49.2	74	-24.8
4968.00	41.4	Peak	30	1.5	h	32.5	4.9	30.0	48.8	74	-25.2

Unwanted Emission, 30 – 1000MHz											
97.72	34.7	/	270	2.5	v	18.3	3.1	25.0	31.1	43.5	-12.4
462.24	39.5	/	0	1.5	h	13.7	2.1	25.0	30.3	46	-15.7
97.72	32.7	/	90	1.5	h	11.5	2.2	25.0	21.4	43.5	-22.1
283.71	33.0	/	330	1.5	v	11.8	2.2	25.0	22.0	46	-24.0

4.8 Test Data for BY27Antenna

4.8.1 T60H677 802.11a transmitted with T60M665 Bluetooth Low Channel (2402MHz), (15.407)

INDICATED			TABLE	ANTENNA		CORRECTION FACTOR			CORRECTED AMPLITUDE Corr. Ampl. dBµV/m	FCC 15 SUBPART C	
Frequency MHz	Ampl. dBµV/m	Comments		Angle Degree	Height Meter	Polar H/V	Antenna dBµV/m	Cable DB		Amp. DB	Limit dBµV/m
Low Band, Low Channel, 30MHz-40GHz											
5150.00	86.5	Peak	0	1.6	v	33.9	5.2	30.0	95.6		
5150.00	85.2	Peak	0	1.8	h	33.9	5.2	30.0	94.2		
5150.00	75.2	Avg	0	1.6	v	33.9	5.2	30.0	84.2		
5150.00	74.3	Avg	0	1.8	h	33.9	5.2	30.0	83.4		
2402.00	87.5	Peak	150	1.2	v	28.1	3.4	30.0	89.0		
2402.00	85.2	Peak	180	1.5	h	28.1	3.4	30.0	86.6		
2402.00	85.2	Avg	150	1.2	v	28.1	3.4	30.0	86.7		
2402.00	84.0	Avg	180	1.5	h	28.1	3.4	30.0	85.5		
15450.00	33.8	Avg	90	1.0	v	35.1	5.6	30.0	44.6	54	-9.4
15450.00	33.5	Avg	270	1.2	h	35.1	5.6	30.0	44.2	54	-9.8
10300.00	33.2	Avg	180	1.5	h	35.1	5.6	30.0	43.9	54	-10.1
10300.00	32.3	Avg	45	1.5	v	35.1	5.6	30.0	43.1	54	-10.9
7206.00	31.0	Avg	30	1.5	v	35.1	5.6	30.0	41.7	54	-12.3
7206.00	31.0	Avg	330	1.5	h	35.1	5.6	30.0	41.7	54	-12.3
15450.00	45.5	Peak	90	1.0	v	35.1	5.6	30.0	56.2	74	-17.8
10300.00	45.3	Peak	180	1.5	h	35.1	5.6	30.0	56.1	74	-17.9
10300.00	45.0	Peak	45	1.5	v	35.1	5.6	30.0	55.7	74	-18.3
15450.00	45.0	Peak	270	1.2	h	35.1	5.6	30.0	55.7	74	-18.3
7206.00	44.0	Peak	30	1.5	v	35.1	5.6	30.0	54.7	74	-19.3
4804.00	26.8	Avg	90	1.5	v	32.5	4.9	30.0	34.2	54	-19.8
4804.00	26.7	Avg	30	2.0	h	32.5	4.9	30.0	34.1	54	-19.9
7206.00	39.8	Peak	330	1.5	h	35.1	5.6	30.0	50.5	74	-23.5
4804.00	40.0	Peak	30	2.0	h	32.5	4.9	30.0	47.4	74	-26.6
4804.00	39.8	Peak	90	1.5	v	32.5	4.9	30.0	47.2	74	-26.8

Low Band, Mid Channel, 30MHz-40GHz											
5200.00	86.2	Peak	0	1.8	v	33.9	5.2	30.0	95.2		
5200.00	85.8	Peak	30	1.5	h	33.9	5.2	30.0	94.9		
5200.00	75.3	Avg	0	1.8	V	33.9	5.2	30.0	84.4		
5200.00	74.8	Avg	30	1.5	h	33.9	5.2	30.0	83.9		
2402.00	88.2	Peak	60	1.8	v	28.1	3.4	30.0	89.7		
2402.00	89.6	Peak	30	1.8	h	28.1	3.4	30.0	91.1		
2402.00	86.8	Avg	60	1.8	v	28.1	3.4	30.0	88.3		
2402.00	87.5	Avg	30	1.8	h	28.1	3.4	30.0	89.0		
15600.00	34.2	Avg	45	1.2	v	35.1	5.6	30.0	44.9	54	-9.1
15600.00	33.8	Avg	330	1.5	h	35.1	5.6	30.0	44.5	54	-9.5
10400.00	33.2	Avg	270	1.0	h	35.1	5.6	30.0	43.9	54	-10.1
10400.00	33.1	Avg	60	1.2	v	35.1	5.6	30.0	43.8	54	-10.2
5352.58	33.5	Avg	0	1.8	v	33.9	5.2	30.0	42.6	54	-11.4
7206.00	30.0	Avg	330	1.2	v	35.1	5.6	30.0	40.7	54	-13.3
7206.00	29.5	Avg	300	1.5	h	35.1	5.6	30.0	40.2	54	-13.8
5367.33	31.0	Avg	0	1.8	v	33.9	5.2	30.0	40.1	54	-13.9
15600.00	45.5	Peak	45	1.2	v	35.1	5.6	30.0	56.2	74	-17.8
10400.00	45.2	Peak	60	1.2	v	35.1	5.6	30.0	55.9	74	-18.1
15600.00	45.2	Peak	330	1.5	h	35.1	5.6	30.0	55.9	74	-18.1
10400.00	44.8	Peak	270	1.0	h	35.1	5.6	30.0	55.6	74	-18.4
7206.00	44.6	Peak	300	1.5	h	35.1	5.6	30.0	55.3	74	-18.7
7206.00	44.2	Peak	330	1.2	v	35.1	5.6	30.0	54.9	74	-19.1
5352.58	45.5	Peak	0	1.8	v	33.9	5.2	30.0	54.6	74	-19.4
4804.00	27.1	Avg	180	2.0	h	32.5	4.9	30.0	34.5	54	-19.5
4804.00	26.8	Avg	90	1.5	v	32.5	4.9	30.0	34.2	54	-19.8
5367.33	43.6	Peak	0	1.8	v	33.9	5.2	30.0	52.7	74	-21.3
4804.00	40.9	Peak	180	2.0	h	32.5	4.9	30.0	48.3	74	-25.7
4804.00	40.1	Peak	90	1.5	v	32.5	4.9	30.0	47.5	74	-26.5

Low Band, High Channel, 30MHz-40GHz											
5250.00	85.8	Peak	180	1.5	v	33.9	5.2	30.0	94.9		
5250.00	86.3	Peak	0	1.5	h	33.9	5.2	30.0	95.4		
5250.00	74.8	Avg	180	1.5	v	33.9	5.2	30.0	83.9		
5250.00	76.0	Avg	0	1.5	h	33.9	5.2	30.0	85.1		
2402.00	89.7	Peak	180	1.5	v	28.1	3.4	30.0	91.2		
2402.00	87.5	Peak	30	1.8	h	28.1	3.4	30.0	89.0		
2402.00	87.7	Avg	180	1.5	v	28.1	3.4	30.0	89.1		
2402.00	85.6	Avg	30	1.8	h	28.1	3.4	30.0	87.1		
10500.00	33.7	Avg	60	1.8	v	35.1	5.6	30.0	44.4	54	-9.6
10500.00	33.5	Avg	270	1.0	h	35.1	5.6	30.0	44.2	54	-9.8
15750.00	32.2	Avg	45	1.5	v	35.1	5.6	30.0	42.9	54	-11.1
15750.00	31.8	Avg	90	1.8	h	35.1	5.6	30.0	42.6	54	-11.4
7206.00	31.8	Avg	60	1.8	v	35.1	5.6	30.0	42.5	54	-11.5
7206.00	31.6	Avg	30	2.0	h	35.1	5.6	30.0	42.3	54	-11.7
15750.00	45.2	Peak	45	1.5	v	35.1	5.6	30.0	55.9	74	-18.1
10500.00	45.1	Peak	270	1.0	h	35.1	5.6	30.0	55.8	74	-18.2
15750.00	45.1	Peak	90	1.8	h	35.1	5.6	30.0	55.8	74	-18.2
10500.00	44.8	Peak	60	1.8	v	35.1	5.6	30.0	55.5	74	-18.5
4804.00	27.1	Avg	90	1.5	v	32.5	4.9	30.0	34.5	54	-19.5
4804.00	27.0	Avg	45	1.0	h	32.5	4.9	30.0	34.4	54	-19.6
7206.00	42.8	Peak	60	1.8	v	35.1	5.6	30.0	53.5	74	-20.5
7206.00	40.5	Peak	30	2.0	h	35.1	5.6	30.0	51.2	74	-22.8
4804.00	40.8	Peak	90	1.5	v	32.5	4.9	30.0	48.2	74	-25.8
4804.00	40.5	Peak	45	1.0	h	32.5	4.9	30.0	47.9	74	-26.1

INDICATED			TABLE	ANTENNA		CORRECTION FACTOR			CORRECTED AMPLITUDE	FCC 15 SUBPART C	
Frequency	Ampl.	Comments	Angle	Height	Polar	Antenna	Cable	Amp.	Corr. Ampl.	Limit	Margin
MHz	dBμV/m		Degree	Meter	H/V	dBμV/m	DB	DB	dBμV/m	dBμV/m	dB
Mid Band, Low Channel, 30MHz-40GHz											
5250.00	85.8	Peak	180	1.5	v	33.9	5.2	30.0	94.9		
5250.00	86.3	Peak	0	1.5	h	33.9	5.2	30.0	95.4		
5250.00	74.8	Avg	180	1.5	v	33.9	5.2	30.0	83.9		
5250.00	76.0	Avg	0	1.5	h	33.9	5.2	30.0	85.1		
2402.00	89.7	Peak	180	1.5	v	28.1	3.4	30.0	91.2		
2402.00	87.5	Peak	30	1.8	h	28.1	3.4	30.0	89.0		
2402.00	87.7	Avg	180	1.5	v	28.1	3.4	30.0	89.1		
2402.00	85.6	Avg	30	1.8	h	28.1	3.4	30.0	87.1		
10500.00	33.7	Avg	60	1.8	v	35.1	5.6	30.0	44.4	54	-9.6
10500.00	33.5	Avg	270	1.0	h	35.1	5.6	30.0	44.2	54	-9.8
15750.00	32.2	Avg	45	1.5	v	35.1	5.6	30.0	42.9	54	-11.1
15750.00	31.8	Avg	90	1.8	h	35.1	5.6	30.0	42.6	54	-11.4
7206.00	31.8	Avg	60	1.8	v	35.1	5.6	30.0	42.5	54	-11.5
7206.00	31.6	Avg	30	2.0	h	35.1	5.6	30.0	42.3	54	-11.7
15750.00	45.2	Peak	45	1.5	v	35.1	5.6	30.0	55.9	74	-18.1
10500.00	45.1	Peak	270	1.0	h	35.1	5.6	30.0	55.8	74	-18.2
15750.00	45.1	Peak	90	1.8	h	35.1	5.6	30.0	55.8	74	-18.2
10500.00	44.8	Peak	60	1.8	v	35.1	5.6	30.0	55.5	74	-18.5
4804.00	27.1	Avg	90	1.5	v	32.5	4.9	30.0	34.5	54	-19.5
4804.00	27.0	Avg	45	1.0	h	32.5	4.9	30.0	34.4	54	-19.6
7206.00	42.8	Peak	60	1.8	v	35.1	5.6	30.0	53.5	74	-20.5
7206.00	40.5	Peak	30	2.0	h	35.1	5.6	30.0	51.2	74	-22.8
4804.00	40.8	Peak	90	1.5	v	32.5	4.9	30.0	48.2	74	-25.8
4804.00	40.5	Peak	45	1.0	h	32.5	4.9	30.0	47.9	74	-26.1

Mid Band, Mid Channel, 30MHz-40GHz											
5300.00	85.0	Peak	0	1.5	v	33.9	5.2	30.0	94.1		
5300.00	84.2	Peak	330	1.5	h	33.9	5.2	30.0	93.2		
5300.00	74.0	Avg	0	1.5	v	33.9	5.2	30.0	83.1		
5300.00	72.0	Avg	330	1.5	h	33.9	5.2	30.0	81.1		
2402.00	87.5	Peak	60	1.5	v	28.1	3.4	30.0	89.0		
2402.00	89.6	Peak	180	1.8	h	28.1	3.4	30.0	91.1		
2402.00	85.5	Avg	60	1.5	v	28.1	3.4	30.0	87.0		
2402.00	88.0	Avg	180	1.8	h	28.1	3.4	30.0	89.5		
15900.00	33.3	Avg	270	1.2	v	35.1	5.6	30.0	44.1	54	-9.9
15900.00	33.2	Avg	0	1.5	h	35.1	5.6	30.0	43.9	54	-10.1
10600.00	31.3	Avg	330	1.0	v	35.1	5.6	30.0	42.1	54	-11.9
10600.00	31.2	Avg	30	1.2	h	35.1	5.6	30.0	41.9	54	-12.1
7206.00	31.2	Avg	60	1.8	h	35.1	5.6	30.0	41.9	54	-12.1
7206.00	31.0	Avg	300	2.0	v	35.1	5.6	30.0	41.7	54	-12.3
15900.00	46.7	Peak	270	1.2	v	35.1	5.6	30.0	57.4	74	-16.6
15900.00	46.5	Peak	0	1.5	h	35.1	5.6	30.0	57.2	74	-16.8
10600.00	45.8	Peak	330	1.0	v	35.1	5.6	30.0	56.6	74	-17.4
10600.00	44.5	Peak	30	1.2	h	35.1	5.6	30.0	55.2	74	-18.8
7206.00	44.4	Peak	60	1.8	h	35.1	5.6	30.0	55.1	74	-18.9
7206.00	44.0	Peak	300	2.0	v	35.1	5.6	30.0	54.7	74	-19.3
4804.00	27.2	Avg	330	1.8	h	32.5	4.9	30.0	34.6	54	-19.4
4804.00	27.0	Avg	180	1.5	v	32.5	4.9	30.0	34.4	54	-19.6
4804.00	40.5	Peak	180	1.5	v	32.5	4.9	30.0	47.9	74	-26.1
4804.00	40.5	Peak	330	1.8	h	32.5	4.9	30.0	47.9	74	-26.1

Mid Band, High Channel, 30MHz-40GHz											
5350.00	84.8	Peak	270	1.8	v	33.9	5.2	30.0	93.9		
5350.00	82.7	Peak	250	1.5	h	33.9	5.2	30.0	91.7		
5350.00	72.5	Avg	270	1.8	v	33.9	5.2	30.0	81.6		
5350.00	71.5	Avg	250	1.5	h	33.9	5.2	30.0	80.6		
2402.00	88.5	Peak	0	1.2	v	28.1	3.4	30.0	90.0		
2402.00	88.2	Peak	330	1.5	h	28.1	3.4	30.0	89.7		
2402.00	87.5	Avg	0	1.2	v	28.1	3.4	30.0	89.0		
2402.00	87.7	Avg	330	1.5	h	28.1	3.4	30.0	89.2		
16050.00	33.4	Avg	180	1.2	v	35.1	5.6	30.0	44.1	54	-9.9
16050.00	33.3	Avg	30	1.8	v	35.1	5.6	30.0	44.1	54	-9.9
10700.00	31.5	Avg	0	1.2	v	35.1	5.6	30.0	42.2	54	-11.8
10700.00	31.3	Avg	45	1.2	h	35.1	5.6	30.0	42.0	54	-12.0
7206.00	31.1	Avg	30	1.5	h	35.1	5.6	30.0	41.8	54	-12.2
7206.00	31.0	Avg	180	1.2	v	35.1	5.6	30.0	41.7	54	-12.3
16050.00	46.2	Peak	180	1.2	v	35.1	5.6	30.0	56.9	74	-17.1
16050.00	45.8	Peak	30	1.8	h	35.1	5.6	30.0	56.6	74	-17.4
10700.00	45.7	Peak	0	1.2	v	35.1	5.6	30.0	56.4	74	-17.6
10700.00	44.9	Peak	45	1.2	h	35.1	5.6	30.0	55.6	74	-18.4
7206.00	44.4	Peak	180	1.2	v	35.1	5.6	30.0	55.1	74	-18.9
7206.00	44.2	Peak	30	1.5	h	35.1	5.6	30.0	54.9	74	-19.1
4804.00	27.1	Avg	45	1.5	v	32.5	4.9	30.0	34.5	54	-19.5
4804.00	27.1	Avg	30	1.8	h	32.5	4.9	30.0	34.5	54	-19.5
4804.00	40.5	Peak	45	1.5	v	32.5	4.9	30.0	47.9	74	-26.1
4804.00	40.0	Peak	30	1.8	h	32.5	4.9	30.0	47.4	74	-26.6

INDICATED			TABLE	ANTENNA		CORRECTION FACTOR			CORRECTED AMPLITUDE	FCC 15 SUBPART C	
Frequency	Ampl.	Comments	Angle	Height	Polar	Antenna	Cable	Amp.	Corr. Ampl.	Limit	Margin
MHz	dBμV/m		Degree	Meter	H/V	dBμV/m	DB	DB	dBμV/m	dBμV/m	dB
High Band, Low Channel, 30MHz-40GHz											
5725.00	82.5	Peak	180	1.2	v	34.1	5.4	30.0	92.0		
5725.00	82.2	Peak	270	1.5	h	34.1	5.4	30.0	91.7		
5725.00	69.3	Avg	180	1.2	V	34.1	5.4	30.0	78.8		
5725.00	70.8	Avg	270	1.5	h	34.1	5.4	30.0	80.3		
2402.00	88.0	Peak	30	1.2	v	28.1	3.4	30.0	89.5		
2402.00	87.8	Peak	0	1.5	h	28.1	3.4	30.0	89.3		
2402.00	87.2	Avg	30	1.2	v	28.1	3.4	30.0	88.7		
2402.00	87.1	Avg	0	1.5	h	28.1	3.4	30.0	88.6		
17175.00	32.8	Avg	180	1.2	v	35.1	5.6	30.0	43.6	54	-10.4
17175.00	32.7	Avg	30	1.5	h	35.1	5.6	30.0	43.4	54	-10.6
11450.00	31.5	Avg	30	1.5	v	35.1	5.6	30.0	42.2	54	-11.8
11450.00	31.3	Avg	60	1.0	h	35.1	5.6	30.0	42.0	54	-12.0
7206.00	30.1	Avg	150	2.0	v	35.1	5.6	30.0	40.8	54	-13.2
7206.00	30.1	Avg	270	1.5	h	35.1	5.6	30.0	40.8	54	-13.2
17175.00	46.2	Peak	180	1.2	v	35.1	5.6	30.0	56.9	74	-17.1
17175.00	45.8	Peak	30	1.5	h	35.1	5.6	30.0	56.5	74	-17.5
11450.00	44.9	Peak	30	1.5	v	35.1	5.6	30.0	55.6	74	-18.4
11450.00	44.7	Peak	60	1.0	h	35.1	5.6	30.0	55.4	74	-18.6
7206.00	44.2	Peak	150	2.0	v	35.1	5.6	30.0	54.9	74	-19.1
7206.00	44.1	Peak	270	1.5	h	35.1	5.6	30.0	54.8	74	-19.2
4804.00	27.3	Avg	45	1.5	v	32.5	4.9	30.0	34.7	54	-19.3
4804.00	27.0	Avg	30	1.2	h	32.5	4.9	30.0	34.4	54	-19.6
4804.00	40.5	Peak	45	1.5	v	32.5	4.9	30.0	47.9	74	-26.1
4804.00	40.3	Peak	30	1.2	h	32.5	4.9	30.0	47.7	74	-26.3

High Band, Mid Channel, 30MHz-40GHz											
5775.00	81.5	Peak	330	1.5	v	34.1	5.4	30.0	91.0		
5775.00	82.8	Peak	270	1.8	h	34.1	5.4	30.0	92.3		
5775.00	69.5	Avg	330	1.5	v	34.1	5.4	30.0	79.0		
5775.00	70.0	Avg	270	1.8	h	34.1	5.4	30.0	79.5		
2402.00	87.0	Peak	30	1.5	v	28.1	3.4	30.0	88.5		
2402.00	88.2	Peak	0	1.2	h	28.1	3.4	30.0	89.7		
2402.00	85.6	Avg	30	1.5	v	28.1	3.4	30.0	87.1		
2402.00	86.2	Avg	0	1.2	h	28.1	3.4	30.0	87.7		
17325.00	33.1	Avg	30	1.0	h	35.1	5.6	30.0	43.8	54	-10.2
17325.00	32.9	Avg	330	1.2	v	35.1	5.6	30.0	43.6	54	-10.4
11550.00	31.5	Avg	180	1.5	v	35.1	5.6	30.0	42.2	54	-11.8
11550.00	31.3	Avg	60	1.2	h	35.1	5.6	30.0	42.0	54	-12.0
7206.00	30.3	Avg	270	1.5	h	35.1	5.6	30.0	41.0	54	-13.0
7206.00	30.1	Avg	330	1.8	v	35.1	5.6	30.0	40.8	54	-13.2
5622.83	27.8	Avg	0	1.8	v	34.1	5.4	30.0	37.3	54	-16.7
17325.00	46.2	Peak	330	1.2	v	35.1	5.6	30.0	56.9	74	-17.1
17325.00	46.1	Peak	30	1.0	h	35.1	5.6	30.0	56.8	74	-17.2
5607.23	27.2	Avg	0	1.8	v	34.1	5.4	30.0	36.7	54	-17.3
11550.00	45.2	Peak	180	1.5	v	35.1	5.6	30.0	55.9	74	-18.1
11550.00	44.7	Peak	60	1.2	h	35.1	5.6	30.0	55.4	74	-18.6
7206.00	44.2	Peak	270	1.5	h	35.1	5.6	30.0	54.9	74	-19.1
7206.00	44.1	Peak	330	1.8	v	35.1	5.6	30.0	54.8	74	-19.2
4804.00	27.2	Avg	30	1.2	h	32.5	4.9	30.0	34.6	54	-19.4
4804.00	27.0	Avg	60	1.5	v	32.5	4.9	30.0	34.4	54	-19.6
5622.83	41.5	Peak	0	1.8	v	34.1	5.4	30.0	51.0	74	-23.0
5607.23	39.5	Peak	0	1.8	v	34.1	5.4	30.0	49.0	74	-25.0
4804.00	40.5	Peak	30	1.2	h	32.5	4.9	30.0	47.9	74	-26.1
4804.00	40.1	Peak	60	1.5	v	32.5	4.9	30.0	47.5	74	-26.5

High Band, High Channel, 30MHz-40GHz											
5825.00	81.8	Peak	270	1.8	v	34.1	5.4	30.0	91.3		
5825.00	82.7	Peak	270	1.5	h	34.1	5.4	30.0	92.2		
5825.00	70.5	Avg	270	1.8	V	34.1	5.4	30.0	80.0		
5825.00	70.2	Avg	270	1.5	h	34.1	5.4	30.0	79.7		
2402.00	87.5	Peak	330	1.5	v	28.1	3.4	30.0	89.0		
2402.00	88.0	Peak	45	1.2	h	28.1	3.4	30.0	89.5		
2402.00	86.1	Avg	330	1.5	v	28.1	3.4	30.0	87.6		
2402.00	86.2	Avg	45	1.2	h	28.1	3.4	30.0	87.7		
17475.00	33.3	Avg	0	1.5	h	35.1	5.6	30.0	44.0	54	-10.0
17475.00	33.1	Avg	300	1.0	v	35.1	5.6	30.0	43.8	54	-10.2
11650.00	31.3	Avg	0	1.2	v	35.1	5.6	30.0	42.0	54	-12.0
11650.00	31.3	Avg	30	1.2	h	35.1	5.6	30.0	42.0	54	-12.0
7206.00	30.5	Avg	90	1.5	h	35.1	5.6	30.0	41.2	54	-12.8
7206.00	30.0	Avg	180	1.8	v	35.1	5.6	30.0	40.7	54	-13.3
17475.00	46.5	Peak	0	1.5	h	35.1	5.6	30.0	57.2	74	-16.8
17475.00	46.2	Peak	300	1.0	v	35.1	5.6	30.0	56.9	74	-17.1
11650.00	45.5	Peak	0	1.2	v	35.1	5.6	30.0	56.2	74	-17.8
11650.00	45.2	Peak	30	1.2	h	35.1	5.6	30.0	55.9	74	-18.1
7206.00	44.6	Peak	90	1.5	h	35.1	5.6	30.0	55.3	74	-18.7
7206.00	44.1	Peak	180	1.8	v	35.1	5.6	30.0	54.8	74	-19.2
4804.00	27.2	Avg	300	2.0	h	32.5	4.9	30.0	34.6	54	-19.4
4804.00	27.1	Avg	60	1.5	v	32.5	4.9	30.0	34.5	54	-19.5
4804.00	41.0	Peak	300	2.0	h	32.5	4.9	30.0	48.4	74	-25.6
4804.00	40.3	Peak	60	1.5	v	32.5	4.9	30.0	47.7	74	-26.3

Unwanted Emission, 30 – 1000MHz											
240.03	46.7	/	0	1.5	v	11.8	2.2	25.0	35.7	46	-10.3
255.99	42.8	/	330	1.8	h	11.8	2.2	25.0	31.8	46	-14.2
384.10	38.7	/	90	1.8	v	13.7	2.1	25.0	29.5	46	-16.5
321.00	37.5	/	30	1.8	v	13.7	2.1	25.0	28.3	46	-17.7
80.12	32.2	/	60	1.8	h	11.5	2.2	25.0	20.9	40	-19.1

4.8.2 T60H677 802.11a transmitted with T60M665 Bluetooth Mid Channel (2441MHz), (15.407)

INDICATED			TABLE	ANTENNA		CORRECTION FACTOR			CORRECTED	FCC 15	
Frequency	Ampl.	Comments		Angle	Height	Polar	Antenna	Cable	Amp.	AMPLITUDE	Limit
MHz	dBµV/m			Degree	Meter	H/V	dBµV/m	DB	DB	Corr. Ampl.	dBµV/m
Low Band, Low Channel, 30MHz-40GHz											
5150.00	83.2	Peak	30	1.0	v	33.9	5.2	30.0	92.2		
5150.00	84.0	Peak	0	1.5	h	33.9	5.2	30.0	93.1		
5150.00	71.5	Avg	30	1.0	v	33.9	5.2	30.0	80.6		
5150.00	72.0	Avg	0	1.5	h	33.9	5.2	30.0	81.1		
2441.00	90.8	Peak	150	2.0	v	28.1	3.4	30.0	92.3		
2441.00	90.5	Peak	60	1.8	h	28.1	3.4	30.0	92.0		
2441.00	87.8	Avg	150	2.0	v	28.1	3.4	30.0	89.3		
2441.00	88.0	Avg	60	1.8	h	28.1	3.4	30.0	89.5		
15450.00	32.7	Avg	180	1.0	h	35.1	5.6	30.0	43.4	54	-10.6
15450.00	32.3	Avg	270	1.5	v	35.1	5.6	30.0	43.1	54	-10.9
10300.00	31.3	Avg	30	1.5	h	35.1	5.6	30.0	42.1	54	-11.9
10300.00	31.2	Avg	270	1.2	v	35.1	5.6	30.0	41.9	54	-12.1
7323.00	30.5	Avg	180	1.8	v	35.1	5.6	30.0	41.2	54	-12.8
7323.00	30.2	Avg	30	1.2	h	35.1	5.6	30.0	40.9	54	-13.1
15450.00	46.5	Peak	180	1.0	h	35.1	5.6	30.0	57.2	74	-16.8
15450.00	45.8	Peak	270	1.5	v	35.1	5.6	30.0	56.6	74	-17.4
10300.00	45.7	Peak	270	1.2	v	35.1	5.6	30.0	56.4	74	-17.6
10300.00	45.2	Peak	30	1.5	h	35.1	5.6	30.0	55.9	74	-18.1
7323.00	44.8	Peak	180	1.8	v	35.1	5.6	30.0	55.5	74	-18.5
7323.00	44.5	Peak	30	1.2	h	35.1	5.6	30.0	55.2	74	-18.8
4882.00	27.5	Avg	60	1.5	v	32.5	4.9	30.0	34.9	54	-19.1
4882.00	27.4	Avg	0	1.8	h	32.5	4.9	30.0	34.8	54	-19.2
4882.00	40.5	Peak	60	1.5	v	32.5	4.9	30.0	47.9	74	-26.1
4882.00	40.3	Peak	0	1.8	h	32.5	4.9	30.0	47.7	74	-26.3

Low Band, Mid Channel, 30MHz-40GHz											
5200.00	82.5	Peak	0	1.5	v	33.9	5.2	30.0	91.6		
5200.00	85.2	Peak	30	1.5	h	33.9	5.2	30.0	94.2		
5200.00	70.5	Avg	0	1.5	V	33.9	5.2	30.0	79.6		
5200.00	74.0	Avg	30	1.5	h	33.9	5.2	30.0	83.1		
2441.00	92.1	Peak	45	1.2	v	28.1	3.4	30.0	93.6		
2441.00	92.7	Peak	30	1.8	h	28.1	3.4	30.0	94.2		
2441.00	90.8	Avg	45	1.2	v	28.1	3.4	30.0	92.3		
2441.00	91.5	Avg	30	1.8	h	28.1	3.4	30.0	93.0		
15600.00	32.8	Avg	270	1.5	h	35.1	5.6	30.0	43.6	54	-10.4
15600.00	32.5	Avg	90	1.8	v	35.1	5.6	30.0	43.2	54	-10.8
5353.00	34.0	Avg	30	1.2	v	33.9	5.2	30.0	43.1	54	-10.9
10400.00	31.7	Avg	30	1.0	h	35.1	5.6	30.0	42.4	54	-11.6
10400.00	31.5	Avg	330	1.2	v	35.1	5.6	30.0	42.2	54	-11.8
7323.00	30.5	Avg	180	1.8	v	35.1	5.6	30.0	41.2	54	-12.8
7323.00	30.5	Avg	45	1.5	h	35.1	5.6	30.0	41.2	54	-12.8
5367.00	32.1	Avg	30	1.2	v	33.9	5.2	30.0	41.2	54	-12.8
15600.00	46.3	Peak	270	1.5	h	35.1	5.6	30.0	57.0	74	-17.0
10400.00	46.2	Peak	30	1.0	h	35.1	5.6	30.0	56.9	74	-17.1
15600.00	46.2	Peak	90	1.8	v	35.1	5.6	30.0	56.9	74	-17.1
10400.00	45.8	Peak	330	1.2	v	35.1	5.6	30.0	56.6	74	-17.4
7323.00	45.3	Peak	180	1.8	v	35.1	5.6	30.0	56.0	74	-18.0
5353.00	46.8	Peak	30	1.2	v	33.9	5.2	30.0	55.9	74	-18.1
7323.00	45.1	Peak	45	1.5	h	35.1	5.6	30.0	55.8	74	-18.2
4882.00	27.9	Avg	30	1.5	v	32.5	4.9	30.0	35.3	54	-18.7
4882.00	27.5	Avg	0	1.2	h	32.5	4.9	30.0	34.9	54	-19.1
5367.00	43.5	Peak	30	1.2	v	33.9	5.2	30.0	52.6	74	-21.4
4882.00	40.9	Peak	30	1.5	v	32.5	4.9	30.0	48.3	74	-25.7
4882.00	40.8	Peak	0	1.2	h	32.5	4.9	30.0	48.2	74	-25.8

Low Band, High Channel, 30MHz-40GHz											
5250.00	83.8	Peak	330	1.5	v	33.9	5.2	30.0	92.9		
5250.00	84.2	Peak	180	1.8	h	33.9	5.2	30.0	93.2		
5250.00	71.8	Avg	330	1.5	V	33.9	5.2	30.0	80.9		
5250.00	72.8	Avg	180	1.8	h	33.9	5.2	30.0	81.9		
2441.00	91.7	Peak	270	2.0	v	28.1	3.4	30.0	93.2		
2441.00	93.2	Peak	0	1.8	h	28.1	3.4	30.0	94.7		
2441.00	89.8	Avg	270	2.0	v	28.1	3.4	30.0	91.3		
2441.00	91.7	Avg	0	1.8	h	28.1	3.4	30.0	93.1		
15750.00	32.9	Avg	30	1.2	v	35.1	5.6	30.0	43.6	54	-10.4
15750.00	32.6	Avg	0	1.2	h	35.1	5.6	30.0	43.3	54	-10.7
10500.00	31.7	Avg	0	1.8	v	35.1	5.6	30.0	42.4	54	-11.6
10500.00	31.3	Avg	60	1.5	h	35.1	5.6	30.0	42.1	54	-11.9
7323.00	30.7	Avg	300	1.0	v	35.1	5.6	30.0	41.4	54	-12.6
7323.00	30.4	Avg	30	1.5	h	35.1	5.6	30.0	41.1	54	-12.9
15750.00	46.2	Peak	30	1.2	v	35.1	5.6	30.0	56.9	74	-17.1
15750.00	46.0	Peak	0	1.2	h	35.1	5.6	30.0	56.7	74	-17.3
10500.00	45.5	Peak	0	1.8	v	35.1	5.6	30.0	56.2	74	-17.8
7323.00	45.4	Peak	300	1.0	v	35.1	5.6	30.0	56.1	74	-17.9
10500.00	45.3	Peak	60	1.5	h	35.1	5.6	30.0	56.0	74	-18.0
7323.00	45.1	Peak	30	1.5	h	35.1	5.6	30.0	55.8	74	-18.2
4882.00	27.5	Avg	330	1.8	h	32.5	4.9	30.0	34.9	54	-19.1
4882.00	27.3	Avg	0	1.2	v	32.5	4.9	30.0	34.7	54	-19.3
4882.00	41.0	Peak	330	1.8	h	32.5	4.9	30.0	48.4	74	-25.6
4882.00	40.8	Peak	0	1.2	v	32.5	4.9	30.0	48.2	74	-25.8

INDICATED			TABLE	ANTENNA		CORRECTION FACTOR			CORRECTED AMPLITUDE	FCC 15 SUBPART C	
Frequency	Ampl.	Comments	Angle	Height	Polar	Antenna	Cable	Amp.	Corr. Ampl.	Limit	Margin
MHz	dBμV/m		Degree	Meter	H/V	dBμV/m	DB	DB	dBμV/m	dBμV/m	dB
Mid Band, Low Channel, 30MHz-40GHz											
5250.00	83.8	Peak	330	1.5	v	33.9	5.2	30.0	92.9		
5250.00	84.2	Peak	180	1.8	h	33.9	5.2	30.0	93.2		
5250.00	71.8	Avg	330	1.5	V	33.9	5.2	30.0	80.9		
5250.00	72.8	Avg	180	1.8	h	33.9	5.2	30.0	81.9		
2441.00	91.7	Peak	270	2.0	v	28.1	3.4	30.0	93.2		
2441.00	93.2	Peak	0	1.8	h	28.1	3.4	30.0	94.7		
2441.00	89.8	Avg	270	2.0	v	28.1	3.4	30.0	91.3		
2441.00	91.7	Avg	0	1.8	h	28.1	3.4	30.0	93.1		
15750.00	32.9	Avg	30	1.2	v	35.1	5.6	30.0	43.6	54	-10.4
15750.00	32.6	Avg	0	1.2	h	35.1	5.6	30.0	43.3	54	-10.7
10500.00	31.7	Avg	0	1.8	v	35.1	5.6	30.0	42.4	54	-11.6
10500.00	31.3	Avg	60	1.5	h	35.1	5.6	30.0	42.1	54	-11.9
7323.00	30.7	Avg	300	1.0	v	35.1	5.6	30.0	41.4	54	-12.6
7323.00	30.4	Avg	30	1.5	h	35.1	5.6	30.0	41.1	54	-12.9
15750.00	46.2	Peak	30	1.2	v	35.1	5.6	30.0	56.9	74	-17.1
15750.00	46.0	Peak	0	1.2	h	35.1	5.6	30.0	56.7	74	-17.3
10500.00	45.5	Peak	0	1.8	v	35.1	5.6	30.0	56.2	74	-17.8
7323.00	45.4	Peak	300	1.0	v	35.1	5.6	30.0	56.1	74	-17.9
10500.00	45.3	Peak	60	1.5	h	35.1	5.6	30.0	56.0	74	-18.0
7323.00	45.1	Peak	30	1.5	h	35.1	5.6	30.0	55.8	74	-18.2
4882.00	27.5	Avg	330	1.8	h	32.5	4.9	30.0	34.9	54	-19.1
4882.00	27.3	Avg	0	1.2	v	32.5	4.9	30.0	34.7	54	-19.3
4882.00	41.0	Peak	330	1.8	h	32.5	4.9	30.0	48.4	74	-25.6
4882.00	40.8	Peak	0	1.2	v	32.5	4.9	30.0	48.2	74	-25.8

Mid Band, Mid Channel, 30MHz-40GHz											
5300.00	85.5	Peak	330	1.5	v	33.9	5.2	30.0	94.6		
5300.00	85.3	Peak	0	1.8	h	33.9	5.2	30.0	94.4		
5300.00	75.0	Avg	330	1.5	V	33.9	5.2	30.0	84.1		
5300.00	74.0	Avg	0	1.8	h	33.9	5.2	30.0	83.1		
2441.00	91.5	Peak	180	2.0	v	28.1	3.4	30.0	93.0		
2441.00	91.7	Peak	30	2.0	h	28.1	3.4	30.0	93.2		
2441.00	89.5	Avg	180	2.0	v	28.1	3.4	30.0	91.0		
2441.00	89.2	Avg	30	2.0	h	28.1	3.4	30.0	90.6		
15900.00	32.7	Avg	330	1.5	v	35.1	5.6	30.0	43.4	54	-10.6
15900.00	32.6	Avg	45	1.2	h	35.1	5.6	30.0	43.3	54	-10.7
10600.00	31.4	Avg	30	1.5	v	35.1	5.6	30.0	42.1	54	-11.9
10600.00	31.3	Avg	60	1.2	h	35.1	5.6	30.0	42.1	54	-11.9
7323.00	31.4	Avg	0	1.5	v	35.1	5.6	30.0	42.1	54	-11.9
7323.00	30.9	Avg	30	1.5	h	35.1	5.6	30.0	41.6	54	-12.4
15900.00	46.1	Peak	45	1.2	h	35.1	5.6	30.0	56.8	74	-17.2
15900.00	45.8	Peak	330	1.5	v	35.1	5.6	30.0	56.5	74	-17.5
10600.00	45.7	Peak	30	1.5	v	35.1	5.6	30.0	56.4	74	-17.6
10600.00	45.7	Peak	60	1.2	h	35.1	5.6	30.0	56.4	74	-17.6
7323.00	45.2	Peak	0	1.5	v	35.1	5.6	30.0	55.9	74	-18.1
7323.00	45.1	Peak	30	1.5	h	35.1	5.6	30.0	55.8	74	-18.2
4882.00	27.3	Avg	60	1.8	h	32.5	4.9	30.0	34.7	54	-19.3
4882.00	27.2	Avg	180	1.5	v	32.5	4.9	30.0	34.6	54	-19.4
4882.00	40.7	Peak	60	1.8	h	32.5	4.9	30.0	48.1	74	-25.9
4882.00	40.6	Peak	180	1.5	v	32.5	4.9	30.0	48.0	74	-26.0

Mid Band, High Channel, 30MHz-40GHz											
5350.00	85.7	Peak	330	1.8	v	33.9	5.2	30.0	94.7		
5350.00	84.7	Peak	0	2.0	h	33.9	5.2	30.0	93.7		
5350.00	73.8	Avg	330	1.8	V	33.9	5.2	30.0	82.9		
5350.00	73.3	Avg	0	2.0	h	33.9	5.2	30.0	82.4		
2441.00	90.5	Peak	270	1.8	v	28.1	3.4	30.0	92.0		
2441.00	91.6	Peak	180	2.0	h	28.1	3.4	30.0	93.1		
2441.00	88.6	Avg	270	1.8	v	28.1	3.4	30.0	90.1		
2441.00	89.8	Avg	180	2.0	h	28.1	3.4	30.0	91.3		
16050.00	32.6	Avg	90	1.2	v	35.1	5.6	30.0	43.3	54	-10.7
16050.00	32.5	Avg	180	1.0	v	35.1	5.6	30.0	43.2	54	-10.8
10700.00	31.7	Avg	330	1.5	v	35.1	5.6	30.0	42.4	54	-11.6
10700.00	31.6	Avg	30	1.6	h	35.1	5.6	30.0	42.3	54	-11.7
7323.00	31.3	Avg	0	1.2	h	35.1	5.6	30.0	42.0	54	-12.0
7323.00	31.1	Avg	270	1.8	v	35.1	5.6	30.0	41.8	54	-12.2
16050.00	46.2	Peak	180	1.0	v	35.1	5.6	30.0	56.9	74	-17.1
16050.00	46.2	Peak	90	1.2	h	35.1	5.6	30.0	56.9	74	-17.1
10700.00	45.8	Peak	330	1.5	v	35.1	5.6	30.0	56.6	74	-17.4
7323.00	45.8	Peak	0	1.2	h	35.1	5.6	30.0	56.5	74	-17.5
10700.00	45.7	Peak	30	1.6	h	35.1	5.6	30.0	56.4	74	-17.6
7323.00	45.5	Peak	270	1.8	v	35.1	5.6	30.0	56.2	74	-17.8
4882.00	27.8	Avg	60	1.8	h	32.5	4.9	30.0	35.2	54	-18.8
4882.00	27.3	Avg	0	1.5	v	32.5	4.9	30.0	34.7	54	-19.3
4882.00	41.5	Peak	60	1.8	h	32.5	4.9	30.0	48.9	74	-25.1
4882.00	41.0	Peak	0	1.5	v	32.5	4.9	30.0	48.4	74	-25.6

INDICATED			TABLE	ANTENNA		CORRECTION FACTOR			CORRECTED AMPLITUDE	FCC 15 SUBPART C	
Frequency	Ampl.	Comments	Angle	Height	Polar	Antenna	Cable	Amp.	Corr. Ampl.	Limit	Margin
MHz	dBμV/m		Degree	Meter	H/V	dBμV/m	DB	DB	dBμV/m	dBμV/m	dB
High Band, Low Channel, 30MHz-40GHz											
5725.00	84.5	Peak	330	1.5	v	34.1	5.4	30.0	94.0		
5725.00	86.7	Peak	0	1.8	h	34.1	5.4	30.0	96.2		
5725.00	73.8	Avg	330	1.5	V	34.1	5.4	30.0	83.3		
5725.00	74.7	Avg	0	1.8	h	34.1	5.4	30.0	84.2		
2441.00	92.0	Peak	300	2.0	v	28.1	3.4	30.0	93.5		
2441.00	90.5	Peak	0	1.6	h	28.1	3.4	30.0	92.0		
2441.00	90.5	Avg	300	2.0	v	28.1	3.4	30.0	92.0		
2441.00	89.0	Avg	0	1.6	h	28.1	3.4	30.0	90.5		
17175.00	32.8	Avg	0	1.5	v	35.1	5.6	30.0	43.6	54	-10.4
17175.00	32.7	Avg	330	1.2	h	35.1	5.6	30.0	43.4	54	-10.6
11450.00	32.2	Avg	60	1.6	h	35.1	5.6	30.0	42.9	54	-11.1
11450.00	31.9	Avg	45	1.2	v	35.1	5.6	30.0	42.6	54	-11.4
7323.00	31.1	Avg	0	1.8	v	35.1	5.6	30.0	41.8	54	-12.2
7323.00	31.1	Avg	330	1.2	h	35.1	5.6	30.0	41.8	54	-12.2
17175.00	46.5	Peak	330	1.2	h	35.1	5.6	30.0	57.2	74	-16.8
17175.00	46.3	Peak	0	1.5	v	35.1	5.6	30.0	57.0	74	-17.0
11450.00	46.1	Peak	60	1.6	h	35.1	5.6	30.0	56.8	74	-17.2
11450.00	45.9	Peak	45	1.2	v	35.1	5.6	30.0	56.6	74	-17.4
7323.00	45.0	Peak	0	1.8	v	35.1	5.6	30.0	55.7	74	-18.3
7323.00	45.0	Peak	330	1.2	h	35.1	5.6	30.0	55.7	74	-18.3
4882.00	27.3	Avg	330	1.2	v	32.5	4.9	30.0	34.7	54	-19.3
4882.00	27.1	Avg	60	1.8	h	32.5	4.9	30.0	34.5	54	-19.5
4882.00	40.8	Peak	330	1.2	v	32.5	4.9	30.0	48.2	74	-25.8
4882.00	40.5	Peak	60	1.8	h	32.5	4.9	30.0	47.9	74	-26.1

High Band, Mid Channel, 30MHz-40GHz											
5775.00	85.3	Peak	330	1.8	v	34.1	5.4	30.0	94.8		
5775.00	81.5	Peak	30	1.6	h	34.1	5.4	30.0	91.0		
5775.00	73.5	Avg	330	1.8	V	34.1	5.4	30.0	83.0		
5775.00	71.2	Avg	30	1.6	h	34.1	5.4	30.0	80.7		
2441.00	89.5	Peak	0	1.5	v	28.1	3.4	30.0	91.0		
2441.00	91.2	Peak	30	1.8	h	28.1	3.4	30.0	92.7		
2441.00	88.2	Avg	0	1.5	v	28.1	3.4	30.0	89.7		
2441.00	89.7	Avg	30	1.8	h	28.1	3.4	30.0	91.2		
5622.50	33.9	Avg	30	1.5	v	34.1	5.4	30.0	43.4	54	-10.6
17325.00	32.5	Avg	270	1.0	v	35.1	5.6	30.0	43.2	54	-10.8
17325.00	32.2	Avg	0	1.2	v	35.1	5.6	30.0	42.9	54	-11.1
11550.00	31.8	Avg	180	1.2	v	35.1	5.6	30.0	42.5	54	-11.5
11550.00	31.7	Avg	60	1.5	h	35.1	5.6	30.0	42.4	54	-11.6
5607.42	32.8	Avg	30	1.5	v	34.1	5.4	30.0	42.3	54	-11.7
7323.00	30.7	Avg	45	1.8	h	35.1	5.6	30.0	41.4	54	-12.6
7323.00	30.5	Avg	0	1.5	v	35.1	5.6	30.0	41.2	54	-12.8
11550.00	46.2	Peak	180	1.2	v	35.1	5.6	30.0	56.9	74	-17.1
17325.00	45.9	Peak	270	1.0	v	35.1	5.6	30.0	56.6	74	-17.4
11550.00	45.7	Peak	60	1.5	h	35.1	5.6	30.0	56.4	74	-17.6
17325.00	45.5	Peak	0	1.2	h	35.1	5.6	30.0	56.2	74	-17.8
5622.50	46.7	Peak	30	1.5	v	34.1	5.4	30.0	56.2	74	-17.8
7323.00	45.2	Peak	0	1.5	v	35.1	5.6	30.0	55.9	74	-18.1
7323.00	45.1	Peak	45	1.8	h	35.1	5.6	30.0	55.8	74	-18.2
4882.00	27.2	Avg	330	1.2	v	32.5	4.9	30.0	34.6	54	-19.4
5607.42	45.0	Peak	30	1.5	v	34.1	5.4	30.0	54.5	74	-19.5
4882.00	27.0	Avg	60	1.8	h	32.5	4.9	30.0	34.4	54	-19.6
4882.00	41.0	Peak	330	1.2	v	32.5	4.9	30.0	48.4	74	-25.6
4882.00	40.5	Peak	60	1.8	h	32.5	4.9	30.0	47.9	74	-26.1

High Band, High Channel, 30MHz-40GHz											
5825.00	83.7	Peak	330	1.5	v	34.1	5.4	30.0	93.2		
5825.00	84.5	Peak	0	1.8	h	34.1	5.4	30.0	94.0		
5825.00	70.2	Avg	330	1.5	V	34.1	5.4	30.0	79.7		
5825.00	72.5	Avg	0	1.8	h	34.1	5.4	30.0	82.0		
2441.00	90.0	Peak	30	1.5	v	28.1	3.4	30.0	91.5		
2441.00	90.5	Peak	60	1.8	h	28.1	3.4	30.0	92.0		
2441.00	88.5	Avg	30	1.5	v	28.1	3.4	30.0	90.0		
2441.00	88.3	Avg	60	1.8	h	28.1	3.4	30.0	89.8		
17475.00	32.4	Avg	45	1.2	v	35.1	5.6	30.0	43.1	54	-10.9
17475.00	32.3	Avg	30	1.2	v	35.1	5.6	30.0	43.1	54	-10.9
11650.00	31.9	Avg	30	1.0	h	35.1	5.6	30.0	42.6	54	-11.4
11650.00	31.7	Avg	300	1.5	v	35.1	5.6	30.0	42.4	54	-11.6
7323.00	31.0	Avg	0	1.5	v	35.1	5.6	30.0	41.7	54	-12.3
7323.00	31.0	Avg	90	2.0	h	35.1	5.6	30.0	41.7	54	-12.3
11650.00	45.9	Peak	30	1.0	h	35.1	5.6	30.0	56.6	74	-17.4
11650.00	45.8	Peak	300	1.5	v	35.1	5.6	30.0	56.5	74	-17.5
17475.00	45.7	Peak	30	1.2	h	35.1	5.6	30.0	56.4	74	-17.6
17475.00	45.5	Peak	45	1.2	v	35.1	5.6	30.0	56.2	74	-17.8
7323.00	45.0	Peak	0	1.5	v	35.1	5.6	30.0	55.7	74	-18.3
7323.00	44.8	Peak	90	2.0	h	35.1	5.6	30.0	55.5	74	-18.5
4882.00	27.1	Avg	60	1.8	h	32.5	4.9	30.0	34.5	54	-19.5
4882.00	27.0	Avg	30	1.5	v	32.5	4.9	30.0	34.4	54	-19.6
4882.00	40.5	Peak	30	1.5	v	32.5	4.9	30.0	47.9	74	-26.1
4882.00	40.3	Peak	60	1.8	h	32.5	4.9	30.0	47.7	74	-26.3

Unwanted Emission, 30 – 1000MHz											
256.00	45.2	/	45	1.0	h	11.8	2.2	25.0	34.2	46	-11.8
320.83	42.5	/	30	2.5	v	13.7	2.1	25.0	33.3	46	-12.7
239.98	44.2	/	30	1.5	v	11.8	2.2	25.0	33.2	46	-12.8
120.39	33.7	/	270	1.2	v	18.3	3.1	25.0	30.1	43.5	-13.4
79.83	35.7	/	90	1.5	h	11.5	2.2	25.0	24.4	40	-15.6
384.09	39.2	/	180	1.8	v	13.7	2.1	25.0	30.0	46	-16.0

4.8.3 T60H677 802.11a transmitted with T60M665 Bluetooth High Channel (2480MHz), (15.407)

INDICATED			TABLE	ANTENNA		CORRECTION FACTOR			CORRECTED AMPLITUDE Corr. Ampl. dBµV/m	FCC 15 SUBPART C	
Frequency MHz	Ampl. dBµV/m	Comments		Angle Degree	Height Meter	Polar H/V	Antenna dBµV/m	Cable DB		Amp. DB	Limit dBµV/ m
Low Band, Low Channel, 30MHz-40GHz											
5150.00	83.5	Peak	330	1.0	v	33.9	5.2	30.0	92.6		
5150.00	85.0	Peak	0	1.5	h	33.9	5.2	30.0	94.1		
5150.00	72.2	Avg	330	1.0	v	33.9	5.2	30.0	81.2		
5150.00	74.0	Avg	0	1.5	h	33.9	5.2	30.0	83.1		
2480.00	91.5	Peak	200	1.0	v	28.1	3.4	30.0	93.0		
2480.00	91.8	Peak	30	1.8	h	28.1	3.4	30.0	93.3		
2480.00	89.0	Avg	200	1.0	v	28.1	3.4	30.0	90.5		
2480.00	90.5	Avg	30	1.8	h	28.1	3.4	30.0	92.0		
15450.00	32.2	Avg	30	1.8	v	35.1	5.6	30.0	42.9	54	-11.1
15450.00	31.9	Avg	300	2.0	h	35.1	5.6	30.0	42.6	54	-11.4
10300.00	31.7	Avg	30	1.2	h	35.1	5.6	30.0	42.4	54	-11.6
7440.00	31.5	Avg	30	1.8	v	35.1	5.6	30.0	42.2	54	-11.8
10300.00	31.2	Avg	180	1.5	v	35.1	5.6	30.0	41.9	54	-12.1
7440.00	31.1	Avg	0	1.2	h	35.1	5.6	30.0	41.8	54	-12.2
15450.00	45.9	Peak	30	1.8	v	35.1	5.6	30.0	56.7	74	-17.3
10300.00	45.7	Peak	30	1.2	h	35.1	5.6	30.0	56.4	74	-17.6
15450.00	45.7	Peak	300	2.0	h	35.1	5.6	30.0	56.4	74	-17.6
7440.00	45.7	Peak	30	1.8	v	35.1	5.6	30.0	56.4	74	-17.6
10300.00	45.3	Peak	180	1.5	v	35.1	5.6	30.0	56.1	74	-17.9
7440.00	45.0	Peak	180	1.2	h	35.1	5.6	30.0	55.7	74	-18.3
4960.00	27.2	Avg	180	2.0	h	32.5	4.9	30.0	34.6	54	-19.4
4960.00	27.1	Avg	300	1.2	v	32.5	4.9	30.0	34.5	54	-19.5
4960.00	40.8	Peak	300	1.2	v	32.5	4.9	30.0	48.2	74	-25.8
4960.00	40.5	Peak	0	2.0	h	32.5	4.9	30.0	47.9	74	-26.1

Low Band, Mid Channel, 30MHz-40GHz											
5200.00	84.7	Peak	0	1.5	v	33.9	5.2	30.0	93.7		
5200.00	85.5	Peak	30	1.5	h	33.9	5.2	30.0	94.6		
5200.00	73.7	Avg	0	1.5	v	33.9	5.2	30.0	82.7		
5200.00	73.8	Avg	30	1.5	h	33.9	5.2	30.0	82.9		
2480.00	91.7	Peak	0	1.5	v	28.1	3.4	30.0	93.2		
2480.00	93.0	Peak	30	1.8	h	28.1	3.4	30.0	94.5		
2480.00	89.0	Avg	0	1.5	v	28.1	3.4	30.0	90.5		
2480.00	92.5	Avg	30	1.8	h	28.1	3.4	30.0	94.0		
15600.00	32.2	Avg	45	1.2	v	35.1	5.6	30.0	42.9	54	-11.1
15600.00	32.0	Avg	0	1.5	h	35.1	5.6	30.0	42.7	54	-11.3
10400.00	31.9	Avg	180	1.2	h	35.1	5.6	30.0	42.6	54	-11.4
10400.00	31.7	Avg	60	1.8	v	35.1	5.6	30.0	42.4	54	-11.6
7440.00	31.0	Avg	45	1.5	v	35.1	5.6	30.0	41.7	54	-12.3
7440.00	31.0	Avg	180	1.8	h	35.1	5.6	30.0	41.7	54	-12.3
15600.00	46.1	Peak	0	1.5	h	35.1	5.6	30.0	56.8	74	-17.2
15600.00	45.9	Peak	45	1.2	v	35.1	5.6	30.0	56.6	74	-17.4
10400.00	45.7	Peak	180	1.2	h	35.1	5.6	30.0	56.4	74	-17.6
10400.00	45.5	Peak	60	1.8	v	35.1	5.6	30.0	56.2	74	-17.8
7440.00	45.2	Peak	45	1.5	v	35.1	5.6	30.0	55.9	74	-18.1
7440.00	45.1	Peak	180	1.8	h	35.1	5.6	30.0	55.8	74	-18.2
4960.00	27.3	Avg	0	1.2	v	32.5	4.9	30.0	34.7	54	-19.3
4960.00	27.2	Avg	220	1.8	h	32.5	4.9	30.0	34.6	54	-19.4
4960.00	40.5	Peak	0	1.2	v	32.5	4.9	30.0	47.9	74	-26.1
4960.00	40.4	Peak	220	1.8	h	32.5	4.9	30.0	47.8	74	-26.2

Low Band, High Channel, 30MHz-40GHz											
5250.00	84.0	Peak	180	1.8	v	33.9	5.2	30.0	93.1		
5250.00	85.2	Peak	180	1.8	h	33.9	5.2	30.0	94.2		
5250.00	73.2	Avg	180	1.8	V	33.9	5.2	30.0	82.2		
5250.00	74.7	Avg	180	1.8	h	33.9	5.2	30.0	83.7		
2480.00	93.6	Peak	150	1.8	v	28.1	3.4	30.0	95.1		
2480.00	93.5	Peak	0	1.0	h	28.1	3.4	30.0	95.0		
2480.00	92.8	Avg	150	1.8	v	28.1	3.4	30.0	94.3		
2480.00	92.7	Avg	0	1.0	h	28.1	3.4	30.0	94.1		
15750.00	31.9	Avg	120	1.5	h	35.1	5.6	30.0	42.6	54	-11.4
10500.00	31.7	Avg	30	1.5	v	35.1	5.6	30.0	42.4	54	-11.6
10500.00	31.7	Avg	0	1.2	h	35.1	5.6	30.0	42.4	54	-11.6
15750.00	31.7	Avg	200	1.2	v	35.1	5.6	30.0	42.4	54	-11.6
7440.00	31.3	Avg	90	1.8	h	35.1	5.6	30.0	42.0	54	-12.0
7440.00	31.2	Avg	0	1.5	v	35.1	5.6	30.0	41.9	54	-12.1
15750.00	46.2	Peak	200	1.2	v	35.1	5.6	30.0	56.9	74	-17.1
10500.00	45.9	Peak	0	1.2	h	35.1	5.6	30.0	56.6	74	-17.4
15750.00	45.9	Peak	120	1.5	h	35.1	5.6	30.0	56.6	74	-17.4
10500.00	45.8	Peak	30	1.5	v	35.1	5.6	30.0	56.5	74	-17.5
7440.00	45.4	Peak	90	1.8	h	35.1	5.6	30.0	56.1	74	-17.9
7440.00	45.2	Peak	0	1.5	v	35.1	5.6	30.0	55.9	74	-18.1
4960.00	27.5	Avg	330	1.2	v	32.5	4.9	30.0	34.9	54	-19.1
4960.00	27.2	Avg	180	1.2	h	32.5	4.9	30.0	34.6	54	-19.4
4960.00	40.8	Peak	330	1.2	v	32.5	4.9	30.0	48.2	74	-25.8
4960.00	40.4	Peak	180	1.2	h	32.5	4.9	30.0	47.8	74	-26.2

INDICATED			TABLE	ANTENNA		CORRECTION FACTOR			CORRECTED AMPLITUDE	FCC 15 SUBPART C	
Frequency	Ampl.	Comments	Angle	Height	Polar	Antenna	Cable	Amp.	Corr. Ampl.	Limit	Margin
MHz	dBμV/m		Degree	Meter	H/V	dBμV/m	DB	DB	dBμV/m	dBμV/m	dB
Mid Band, Low Channel, 30MHz-40GHz											
5250.00	84.0	Peak	180	1.8	v	33.9	5.2	30.0	93.1		
5250.00	85.2	Peak	180	1.8	h	33.9	5.2	30.0	94.2		
5250.00	73.2	Avg	180	1.8	V	33.9	5.2	30.0	82.2		
5250.00	74.7	Avg	180	1.8	h	33.9	5.2	30.0	83.7		
2480.00	93.6	Peak	150	1.8	v	28.1	3.4	30.0	95.1		
2480.00	93.5	Peak	0	1.0	h	28.1	3.4	30.0	95.0		
2480.00	92.8	Avg	150	1.8	v	28.1	3.4	30.0	94.3		
2480.00	92.7	Avg	0	1.0	h	28.1	3.4	30.0	94.1		
15750.00	31.9	Avg	120	1.5	h	35.1	5.6	30.0	42.6	54	-11.4
10500.00	31.7	Avg	30	1.5	v	35.1	5.6	30.0	42.4	54	-11.6
10500.00	31.7	Avg	0	1.2	h	35.1	5.6	30.0	42.4	54	-11.6
15750.00	31.7	Avg	200	1.2	v	35.1	5.6	30.0	42.4	54	-11.6
7440.00	31.3	Avg	90	1.8	h	35.1	5.6	30.0	42.0	54	-12.0
7440.00	31.2	Avg	0	1.5	v	35.1	5.6	30.0	41.9	54	-12.1
15750.00	46.2	Peak	200	1.2	v	35.1	5.6	30.0	56.9	74	-17.1
10500.00	45.9	Peak	0	1.2	h	35.1	5.6	30.0	56.6	74	-17.4
15750.00	45.9	Peak	120	1.5	h	35.1	5.6	30.0	56.6	74	-17.4
10500.00	45.8	Peak	30	1.5	v	35.1	5.6	30.0	56.5	74	-17.5
7440.00	45.4	Peak	90	1.8	h	35.1	5.6	30.0	56.1	74	-17.9
7440.00	45.2	Peak	0	1.5	v	35.1	5.6	30.0	55.9	74	-18.1
4960.00	27.5	Avg	330	1.2	v	32.5	4.9	30.0	34.9	54	-19.1
4960.00	27.2	Avg	180	1.2	h	32.5	4.9	30.0	34.6	54	-19.4
4960.00	40.8	Peak	330	1.2	v	32.5	4.9	30.0	48.2	74	-25.8
4960.00	40.4	Peak	180	1.2	h	32.5	4.9	30.0	47.8	74	-26.2

Mid Band, Mid Channel, 30MHz-40GHz											
5300.00	84.8	Peak	180	1.8	v	33.9	5.2	30.0	93.9		
5300.00	85.0	Peak	180	1.5	h	33.9	5.2	30.0	94.1		
5300.00	74.2	Avg	180	1.8	V	33.9	5.2	30.0	83.2		
5300.00	75.0	Avg	180	1.5	h	33.9	5.2	30.0	84.1		
2480.00	93.5	Peak	0	1.0	v	28.1	3.4	30.0	95.0		
2480.00	92.7	Peak	150	1.2	h	28.1	3.4	30.0	94.1		
2480.00	92.0	Avg	0	1.0	v	28.1	3.4	30.0	93.5		
2480.00	91.0	Avg	150	1.2	h	28.1	3.4	30.0	92.5		
10600.00	31.9	Avg	120	1.5	v	35.1	5.6	30.0	42.6	54	-11.4
10600.00	31.7	Avg	30	1.8	h	35.1	5.6	30.0	42.4	54	-11.6
15900.00	31.5	Avg	150	1.0	h	35.1	5.6	30.0	42.2	54	-11.8
15900.00	31.2	Avg	0	1.2	v	35.1	5.6	30.0	41.9	54	-12.1
7440.00	31.2	Avg	0	1.5	v	35.1	5.6	30.0	41.9	54	-12.1
7440.00	31.0	Avg	30	1.2	h	35.1	5.6	30.0	41.7	54	-12.3
5453.00	32.5	Avg	150	1.5	v	33.9	5.2	30.0	41.6	54	-12.4
5467.58	30.3	Avg	150	1.5	v	33.9	5.2	30.0	39.4	54	-14.6
15900.00	45.9	Peak	0	1.2	v	35.1	5.6	30.0	56.6	74	-17.4
15900.00	45.8	Peak	150	1.0	h	35.1	5.6	30.0	56.6	74	-17.4
10600.00	45.7	Peak	30	1.8	h	35.1	5.6	30.0	56.4	74	-17.6
10600.00	45.5	Peak	120	1.5	v	35.1	5.6	30.0	56.2	74	-17.8
7440.00	45.5	Peak	0	1.5	v	35.1	5.6	30.0	56.2	74	-17.8
7440.00	45.1	Peak	30	1.2	h	35.1	5.6	30.0	55.8	74	-18.2
4960.00	27.2	Avg	90	1.0	v	32.5	4.9	30.0	34.6	54	-19.4
4960.00	27.1	Avg	180	1.8	h	32.5	4.9	30.0	34.5	54	-19.5
5453.00	44.0	Peak	150	1.5	v	33.9	5.2	30.0	53.1	74	-20.9
5467.58	43.5	Peak	150	1.5	v	33.9	5.2	30.0	52.6	74	-21.4
4960.00	40.4	Peak	90	1.0	v	32.5	4.9	30.0	47.8	74	-26.2
4960.00	40.4	Peak	180	1.8	h	32.5	4.9	30.0	47.8	74	-26.2

Mid Band, High Channel, 30MHz-40GHz											
5350.00	85.2	Peak	180	1.8	v	33.9	5.2	30.0	94.2		
5350.00	85.0	Peak	150	1.8	h	33.9	5.2	30.0	94.1		
5350.00	72.8	Avg	180	1.8	V	33.9	5.2	30.0	81.9		
5350.00	74.2	Avg	150	1.8	h	33.9	5.2	30.0	83.2		
2480.00	93.5	Peak	180	1.0	v	28.1	3.4	30.0	95.0		
2480.00	92.5	Peak	180	1.5	h	28.1	3.4	30.0	94.0		
2480.00	92.8	Avg	180	1.0	v	28.1	3.4	30.0	94.3		
2480.00	91.0	Avg	180	1.5	h	28.1	3.4	30.0	92.5		
10700.00	32.3	Avg	30	1.5	v	35.1	5.6	30.0	43.0	54	-11.0
10700.00	31.8	Avg	270	1.2	h	35.1	5.6	30.0	42.6	54	-11.4
16050.00	31.8	Avg	60	1.5	v	35.1	5.6	30.0	42.5	54	-11.5
16050.00	31.7	Avg	150	1.5	v	35.1	5.6	30.0	42.4	54	-11.6
7440.00	31.2	Avg	0	1.0	h	35.1	5.6	30.0	41.9	54	-12.1
7440.00	31.0	Avg	150	1.5	v	35.1	5.6	30.0	41.7	54	-12.3
10700.00	46.2	Peak	30	1.5	v	35.1	5.6	30.0	56.9	74	-17.1
16050.00	46.1	Peak	60	1.5	v	35.1	5.6	30.0	56.8	74	-17.2
16050.00	46.1	Peak	150	1.5	h	35.1	5.6	30.0	56.8	74	-17.2
10700.00	45.9	Peak	270	1.2	h	35.1	5.6	30.0	56.6	74	-17.4
7440.00	45.3	Peak	150	1.5	v	35.1	5.6	30.0	56.0	74	-18.0
7440.00	45.0	Peak	0	1.0	h	35.1	5.6	30.0	55.7	74	-18.3
4960.00	27.1	Avg	180	1.8	h	32.5	4.9	30.0	34.5	54	-19.5
4960.00	27.0	Avg	90	1.0	v	32.5	4.9	30.0	34.4	54	-19.6
4960.00	41.0	Peak	90	1.0	v	32.5	4.9	30.0	48.4	74	-25.6
4960.00	40.3	Peak	180	1.8	h	32.5	4.9	30.0	47.7	74	-26.3

INDICATED			TABLE	ANTENNA		CORRECTION FACTOR			CORRECTED AMPLITUDE	FCC 15 SUBPART C	
Frequency	Ampl.	Comments	Angle	Height	Polar	Antenna	Cable	Amp.	Corr. Ampl.	Limit	Margin
MHz	dBµV/m		Degree	Meter	H/V	dBµV/m	DB	DB	dBµV/m	dBµV/m	dB
High Band, Low Channel, 30MHz-40GHz											
5725.00	84.3	Peak	150	1.6	v	34.1	5.4	30.0	93.8		
5725.00	86.2	Peak	0	1.8	h	34.1	5.4	30.0	95.7		
5725.00	73.5	Avg	150	1.6	V	34.1	5.4	30.0	83.0		
5725.00	74.2	Avg	0	1.8	h	34.1	5.4	30.0	83.7		
2480.00	91.5	Peak	30	1.5	v	28.1	3.4	30.0	93.0		
2480.00	91.0	Peak	60	2.0	h	28.1	3.4	30.0	92.5		
2480.00	90.2	Avg	30	1.5	v	28.1	3.4	30.0	91.7		
2480.00	89.7	Avg	60	2.0	h	28.1	3.4	30.0	91.2		
17175.00	32.2	Avg	270	1.5	v	35.1	5.6	30.0	42.9	54	-11.1
17175.00	32.0	Avg	0	1.8	h	35.1	5.6	30.0	42.7	54	-11.3
11450.00	31.8	Avg	90	1.5	v	35.1	5.6	30.0	42.6	54	-11.4
11450.00	31.9	Avg	30	1.2	h	35.1	5.6	30.0	42.6	54	-11.4
7440.00	31.2	Avg	0	1.2	v	35.1	5.6	30.0	41.9	54	-12.1
7440.00	31.2	Avg	270	1.8	h	35.1	5.6	30.0	41.9	54	-12.1
17175.00	46.1	Peak	0	1.8	h	35.1	5.6	30.0	56.8	74	-17.2
11450.00	45.9	Peak	30	1.2	h	35.1	5.6	30.0	56.6	74	-17.4
17175.00	45.9	Peak	270	1.5	v	35.1	5.6	30.0	56.6	74	-17.4
11450.00	45.8	Peak	90	1.5	v	35.1	5.6	30.0	56.5	74	-17.5
7440.00	45.6	Peak	0	1.2	v	35.1	5.6	30.0	56.3	74	-17.7
7440.00	45.1	Peak	270	1.8	h	35.1	5.6	30.0	55.8	74	-18.2
4960.00	27.6	Avg	270	1.8	h	32.5	4.9	30.0	35.0	54	-19.0
4960.00	27.1	Avg	90	1.2	v	32.5	4.9	30.0	34.5	54	-19.5
4960.00	40.8	Peak	90	1.2	v	32.5	4.9	30.0	48.2	74	-25.8
4960.00	40.2	Peak	270	1.8	h	32.5	4.9	30.0	47.6	74	-26.4

High Band, Mid Channel, 30MHz-40GHz											
5775.00	85.8	Peak	330	1.6	v	34.1	5.4	30.0	95.3		
5775.00	85.3	Peak	0	1.8	h	34.1	5.4	30.0	94.8		
5775.00	74.8	Avg	330	1.6	V	34.1	5.4	30.0	84.3		
5775.00	73.5	Avg	0	1.8	h	34.1	5.4	30.0	83.0		
2480.00	92.0	Peak	0	1.0	v	28.1	3.4	30.0	93.5		
2480.00	92.3	Peak	0	1.5	h	28.1	3.4	30.0	93.8		
2480.00	90.2	Avg	0	1.0	v	28.1	3.4	30.0	91.7		
2480.00	89.2	Avg	0	1.5	h	28.1	3.4	30.0	90.6		
17325.00	32.5	Avg	220	1.5	v	35.1	5.6	30.0	43.2	54	-10.8
17325.00	32.1	Avg	45	1.0	v	35.1	5.6	30.0	42.8	54	-11.2
11550.00	31.9	Avg	30	1.5	v	35.1	5.6	30.0	42.6	54	-11.4
11550.00	31.9	Avg	180	1.2	h	35.1	5.6	30.0	42.6	54	-11.4
7440.00	31.2	Avg	30	1.5	v	35.1	5.6	30.0	41.9	54	-12.1
7440.00	31.1	Avg	0	1.5	h	35.1	5.6	30.0	41.8	54	-12.2
17325.00	46.3	Peak	220	1.5	v	35.1	5.6	30.0	57.0	74	-17.0
17325.00	46.2	Peak	45	1.0	h	35.1	5.6	30.0	56.9	74	-17.1
11550.00	46.1	Peak	30	1.5	v	35.1	5.6	30.0	56.8	74	-17.2
11550.00	46.0	Peak	180	1.2	h	35.1	5.6	30.0	56.7	74	-17.3
7440.00	45.5	Peak	45	1.5	v	35.1	5.6	30.0	56.2	74	-17.8
7440.00	45.3	Peak	0	1.5	h	35.1	5.6	30.0	56.0	74	-18.0
4960.00	27.3	Avg	300	1.8	h	32.5	4.9	30.0	34.7	54	-19.3
4960.00	27.0	Avg	45	1.0	v	32.5	4.9	30.0	34.4	54	-19.6
4960.00	40.5	Peak	30	1.0	v	32.5	4.9	30.0	47.9	74	-26.1
4960.00	40.0	Peak	300	1.8	h	32.5	4.9	30.0	47.4	74	-26.6

High Band, High Channel, 30MHz-40GHz											
5825.00	83.8	Peak	330	1.8	v	34.1	5.4	30.0	93.3		
5825.00	82.0	Peak	0	2.0	h	34.1	5.4	30.0	91.5		
5825.00	72.2	Avg	330	1.8	v	34.1	5.4	30.0	81.7		
5825.00	70.8	Avg	0	2.0	h	34.1	5.4	30.0	80.3		
2480.00	91.5	Peak	30	1.5	v	28.1	3.4	30.0	93.0		
2480.00	92.6	Peak	150	1.8	h	28.1	3.4	30.0	94.1		
2480.00	89.2	Avg	30	1.5	v	28.1	3.4	30.0	90.6		
2480.00	91.3	Avg	150	1.8	h	28.1	3.4	30.0	92.8		
17475.00	31.7	Avg	180	1.5	v	35.1	5.6	30.0	42.4	54	-11.6
17475.00	31.5	Avg	30	2.0	v	35.1	5.6	30.0	42.2	54	-11.8
11650.00	31.2	Avg	30	1.8	v	35.1	5.6	30.0	42.0	54	-12.0
11650.00	31.3	Avg	300	1.2	h	35.1	5.6	30.0	42.0	54	-12.0
7440.00	31.3	Avg	30	2.0	v	35.1	5.6	30.0	42.0	54	-12.0
7440.00	31.2	Avg	180	1.8	h	35.1	5.6	30.0	41.9	54	-12.1
17475.00	46.0	Peak	30	2.0	h	35.1	5.6	30.0	56.7	74	-17.3
17475.00	45.8	Peak	180	1.5	v	35.1	5.6	30.0	56.6	74	-17.4
11650.00	45.5	Peak	30	1.8	v	35.1	5.6	30.0	56.2	74	-17.8
7440.00	45.3	Peak	30	2.0	v	35.1	5.6	30.0	56.0	74	-18.0
11650.00	45.2	Peak	300	1.2	h	35.1	5.6	30.0	55.9	74	-18.1
7440.00	45.2	Peak	180	1.8	h	35.1	5.6	30.0	55.9	74	-18.1
4960.00	27.2	Avg	45	1.0	v	32.5	4.9	30.0	34.6	54	-19.4
4960.00	27.1	Avg	120	1.8	h	32.5	4.9	30.0	34.5	54	-19.5
4960.00	40.3	Peak	45	1.0	v	32.5	4.9	30.0	47.7	74	-26.3
4960.00	40.0	Peak	120	1.8	h	32.5	4.9	30.0	47.4	74	-26.6

Unwanted Emission, 30 – 1000MHz											
240.04	45.2	/	60	1.5	v	11.8	2.2	25.0	34.2	46	-11.8
120.50	35.2	/	300	1.2	v	18.3	3.1	25.0	31.6	43.5	-11.9
320.87	42.0	/	180	2.0	v	13.7	2.1	25.0	32.8	46	-13.2
255.98	42.7	/	330	1.5	h	11.8	2.2	25.0	31.7	46	-14.3
384.07	39.3	/	270	1.8	v	13.7	2.1	25.0	30.1	46	-15.9
80.10	33.7	/	45	1.8	h	11.5	2.2	25.0	22.4	40	-17.6

4.8.4 T60H677 802.11b transmitted with T60M665 Bluetooth Low Channel (2402MHz), (15.247)

INDICATED			TABLE Angle Degree	ANTENNA		CORRECTION FACTOR			CORRECTED AMPLITUDE Corr. Ampl. dBµV/m	FCC 15 SUBPART C	
Frequency MHz	Ampl. dBµV/m	Comments		Height Meter	Polar H/V	Antenna dBµV/m	Cable DB	Amp. DB		Limit dBµV/m	Margin dB
Low Channel, 30MHz-25GHz											
2412.00	106.1	Peak	30	1.5	v	28.1	3.4	30.0	107.6		
2412.00	100.5	Peak	90	1.6	h	28.1	3.4	30.0	102.0		
2412.00	101.5	Avg	30	1.5	V	28.1	3.4	30.0	103.0		
2412.00	96.7	Avg	90	1.6	h	28.1	3.4	30.0	98.1		
7236.00	31.8	Avg	90	1.8	h	35.1	5.6	30.0	42.5	54	-11.5
7236.00	31.7	Avg	270	1.5	v	35.1	5.6	30.0	42.4	54	-11.6
7236.00	45.3	Peak	90	1.8	h	35.1	5.6	30.0	56.1	74	-17.9
7236.00	44.8	Peak	270	1.5	v	35.1	5.6	30.0	55.6	74	-18.4
4824.00	27.3	Avg	0	1.2	v	32.5	4.9	30.0	34.7	54	-19.3
4824.00	27.2	Avg	270	1.5	h	32.5	4.9	30.0	34.6	54	-19.4
4824.00	40.8	Peak	0	1.2	v	32.5	4.9	30.0	48.2	74	-25.8
4824.00	40.7	Peak	270	1.5	h	32.5	4.9	30.0	48.1	74	-25.9

Mid Channel, 30MHz-25GHz											
2442.00	105.2	Peak	180	2.5	v	28.1	3.4	30.0	106.6		
2442.00	100.7	Peak	270	1.5	h	28.1	3.4	30.0	102.1		
2442.00	100.8	Avg	180	2.5	V	28.1	3.4	30.0	102.3		
2442.00	97.2	Avg	270	1.5	h	28.1	3.4	30.0	98.6		
2402.00	91.0	Peak	300	2.0	v	28.1	3.4	30.0	92.5		
2402.00	90.8	Peak	0	1.8	h	28.1	3.4	30.0	92.3		
2402.00	90.0	Avg	300	2.0	v	28.1	3.4	30.0	91.5		
2402.00	89.7	Avg	0	1.8	h	28.1	3.4	30.0	91.2		
2612.58	45.2	Avg	0	1.2	v	29.0	3.7	30.0	47.9	54	-6.1
2623.83	42.2	Avg	0	1.2	v	29.0	3.7	30.0	44.9	54	-9.1
7326.00	31.8	Avg	0	1.5	v	35.1	5.6	30.0	42.6	54	-11.4
7326.00	31.6	Avg	60	1.2	h	35.1	5.6	30.0	42.3	54	-11.7
7206.00	31.2	Avg	30	1.2	v	35.1	5.6	30.0	41.9	54	-12.1
7206.00	31.2	Avg	300	1.8	h	35.1	5.6	30.0	41.9	54	-12.1
2612.58	54.2	Peak	0	1.2	v	29.0	3.7	30.0	56.9	74	-17.1
7326.00	45.2	Peak	0	1.5	v	35.1	5.6	30.0	55.9	74	-18.1
7326.00	45.0	Peak	60	1.2	h	35.1	5.6	30.0	55.7	74	-18.3
7206.00	44.9	Peak	30	1.2	v	35.1	5.6	30.0	55.6	74	-18.4
7206.00	44.8	Peak	300	1.8	h	35.1	5.6	30.0	55.5	74	-18.5
4804.00	27.5	Avg	180	1.8	h	32.5	4.9	30.0	34.9	54	-19.1
4884.00	27.4	Avg	30	1.2	v	32.5	4.9	30.0	34.8	54	-19.2
4884.00	27.3	Avg	270	1.8	h	32.5	4.9	30.0	34.7	54	-19.3
4804.00	27.3	Avg	45	1.8	v	32.5	4.9	30.0	34.7	54	-19.3
2623.83	52.0	Peak	0	1.2	v	29.0	3.7	30.0	54.7	74	-19.3
4884.00	41.2	Peak	30	1.2	v	32.5	4.9	30.0	48.6	74	-25.4
4804.00	41.0	Peak	45	1.8	v	32.5	4.9	30.0	48.4	74	-25.6
4884.00	40.8	Peak	270	1.8	h	32.5	4.9	30.0	48.2	74	-25.8
4804.00	40.6	Peak	180	1.8	h	32.5	4.9	30.0	48.0	74	-26.0

High Channel, 30MHz-25GHz											
2484.00	103.2	Peak	0	1.6	v	28.1	3.4	30.0	104.6		
2484.00	100.8	Peak	90	1.5	h	28.1	3.4	30.0	102.3		
2484.00	99.7	Avg	0	1.6	V	28.1	3.4	30.0	101.1		
2484.00	96.7	Avg	90	1.5	h	28.1	3.4	30.0	98.1		
2402.00	88.5	Peak	0	2.0	v	28.1	3.4	30.0	90.0		
2402.00	90.0	Peak	30	1.8	h	28.1	3.4	30.0	91.5		
2402.00	86.8	Avg	0	2.0	v	28.1	3.4	30.0	88.3		
2402.00	88.2	Avg	30	1.8	h	28.1	3.4	30.0	89.7		
7452.00	32.0	Avg	60	1.2	h	35.1	5.6	30.0	42.7	54	-11.3
7452.00	31.7	Avg	45	1.8	v	35.1	5.6	30.0	42.4	54	-11.6
7206.00	31.2	Avg	0	1.8	v	35.1	5.6	30.0	41.9	54	-12.1
7206.00	30.8	Avg	90	2.0	h	35.1	5.6	30.0	41.5	54	-12.5
7452.00	45.2	Peak	60	1.2	h	35.1	5.6	30.0	55.9	74	-18.1
7206.00	45.0	Peak	90	2.0	h	35.1	5.6	30.0	55.7	74	-18.3
7206.00	44.8	Peak	0	1.8	v	35.1	5.6	30.0	55.5	74	-18.5
7452.00	44.7	Peak	45	1.8	v	35.1	5.6	30.0	55.4	74	-18.6
4968.00	27.3	Avg	300	1.5	h	32.5	4.9	30.0	34.7	54	-19.3
4968.00	27.2	Avg	0	1.2	v	32.5	4.9	30.0	34.6	54	-19.4
4804.00	27.2	Avg	330	1.5	v	32.5	4.9	30.0	34.6	54	-19.4
4804.00	27.0	Avg	90	1.8	h	32.5	4.9	30.0	34.4	54	-19.6
4968.00	40.9	Peak	0	1.2	v	32.5	4.9	30.0	48.3	74	-25.7
4968.00	40.5	Peak	300	1.5	h	32.5	4.9	30.0	47.9	74	-26.1
4804.00	40.0	Peak	330	1.5	v	32.5	4.9	30.0	47.4	74	-26.6
4804.00	39.8	Peak	90	1.8	h	32.5	4.9	30.0	47.2	74	-26.8

4.8.5 T60H677 802.11b transmitted with T60M665 Bluetooth Mid Channel (2441MHz), (15.247)

INDICATED			TABLE	ANTENNA		CORRECTION FACTOR			CORRECTED	FCC 15	
Frequency	Ampl.	Comments		Angle	Height	Polar	Antenna	Cable	Amp.	AMPLITUDE	Limit
MHz	dBµV/m		Degree	Meter	H/ V	dBµV/m	DB	DB	dBµV/m	m	
Low Channel, 30MHz-25GHz											
2412.00	107.5	Peak	300	1.0	v	28.1	3.4	30.0	109.0		
2412.00	102.8	Peak	120	1.8	h	28.1	3.4	30.0	104.3		
2412.00	104.0	Avg	300	1.0	v	28.1	3.4	30.0	105.5		
2412.00	99.5	Avg	120	1.8	h	28.1	3.4	30.0	101.0		
2441.00	91.2	Peak	0	1.8	v	28.1	3.4	30.0	92.7		
2441.00	89.0	Peak	270	1.5	h	28.1	3.4	30.0	90.5		
2441.00	89.7	Avg	0	1.8	v	28.1	3.4	30.0	91.1		
2441.00	87.5	Avg	270	1.5	h	28.1	3.4	30.0	89.0		
7236.00	31.8	Avg	90	2.0	v	35.1	5.6	30.0	42.5	54	-11.5
7236.00	31.7	Avg	60	1.2	h	35.1	5.6	30.0	42.4	54	-11.6
7323.00	31.0	Avg	0	2.0	v	35.1	5.6	30.0	41.7	54	-12.3
7323.00	31.0	Avg	270	1.5	h	35.1	5.6	30.0	41.7	54	-12.3
7236.00	45.5	Peak	90	2.0	v	35.1	5.6	30.0	56.2	74	-17.8
7236.00	45.3	Peak	60	1.2	h	35.1	5.6	30.0	56.0	74	-18.0
7323.00	45.0	Peak	270	1.5	h	35.1	5.6	30.0	55.7	74	-18.3
7323.00	44.8	Peak	0	2.0	v	35.1	5.6	30.0	55.5	74	-18.5
4824.00	27.5	Avg	30	1.0	v	32.5	4.9	30.0	34.9	54	-19.1
4824.00	27.3	Avg	90	1.5	h	32.5	4.9	30.0	34.7	54	-19.3
4882.00	27.2	Avg	30	1.5	v	32.5	4.9	30.0	34.6	54	-19.4
4882.00	26.9	Avg	0	1.2	h	32.5	4.9	30.0	34.3	54	-19.7
4824.00	41.5	Peak	90	1.5	h	32.5	4.9	30.0	48.9	74	-25.1
4824.00	41.3	Peak	30	1.0	v	32.5	4.9	30.0	48.8	74	-25.3
4882.00	40.2	Peak	30	1.5	v	32.5	4.9	30.0	47.6	74	-26.4
4882.00	39.8	Peak	0	1.2	h	32.5	4.9	30.0	47.2	74	-26.8

Mid Channel, 30MHz-25GHz											
2442.00	104.5	Peak	0	1.5	v	28.1	3.4	30.0	106.0		
2442.00	103.0	Peak	90	1.5	h	28.1	3.4	30.0	104.5		
2442.00	99.7	Avg	0	1.5	V	28.1	3.4	30.0	101.1		
2442.00	97.3	Avg	90	1.5	h	28.1	3.4	30.0	98.8		
2614.17	47.5	Avg	0	1.5	v	29.0	3.7	30.0	50.2	54	-3.8
2624.08	47.5	Avg	0	1.5	v	29.0	3.7	30.0	50.2	54	-3.8
7326.00	31.7	Avg	180	1.2	v	35.1	5.6	30.0	42.4	54	-11.6
7326.00	31.1	Avg	60	1.2	h	35.1	5.6	30.0	41.8	54	-12.2
2614.17	55.5	Peak	0	1.5	v	29.0	3.7	30.0	58.2	74	-15.8
2624.08	55.3	Peak	0	1.5	v	29.0	3.7	30.0	58.0	74	-16.0
7326.00	45.2	Peak	180	1.2	v	35.1	5.6	30.0	55.9	74	-18.1
7326.00	44.9	Peak	60	1.2	h	35.1	5.6	30.0	55.6	74	-18.4
4884.00	27.2	Avg	270	1.2	v	32.5	4.9	30.0	34.6	54	-19.4
4884.00	27.1	Avg	90	1.5	h	32.5	4.9	30.0	34.5	54	-19.5
4884.00	41.7	Peak	270	1.2	v	32.5	4.9	30.0	49.1	74	-24.9
4884.00	41.3	Peak	90	1.5	h	32.5	4.9	30.0	48.7	74	-25.3
High Channel, 30MHz-25GHz											
2484.00	101.8	Peak	300	1.5	v	28.1	3.4	30.0	103.3		
2484.00	100.5	Peak	90	1.5	h	28.1	3.4	30.0	102.0		
2484.00	97.9	Avg	300	1.5	V	28.1	3.4	30.0	99.3		
2484.00	97.0	Avg	90	1.5	h	28.1	3.4	30.0	98.5		
2441.00	90.5	Peak	30	1.2	v	28.1	3.4	30.0	92.0		
2441.00	89.2	Peak	0	1.6	h	28.1	3.4	30.0	90.7		
2441.00	88.3	Avg	30	1.2	v	28.1	3.4	30.0	89.8		
2441.00	88.0	Avg	0	1.6	h	28.1	3.4	30.0	89.5		
7452.00	31.3	Avg	330	1.2	v	35.1	5.6	30.0	42.0	54	-12.0
7452.00	31.3	Avg	60	1.8	h	35.1	5.6	30.0	42.0	54	-12.0
7323.00	31.2	Avg	90	1.0	v	35.1	5.6	30.0	41.9	54	-12.1
7323.00	31.0	Avg	60	1.5	h	35.1	5.6	30.0	41.7	54	-12.3
7323.00	45.1	Peak	60	1.5	h	35.1	5.6	30.0	55.8	74	-18.2
7452.00	45.0	Peak	330	1.2	v	35.1	5.6	30.0	55.7	74	-18.3
7323.00	45.0	Peak	90	1.0	v	35.1	5.6	30.0	55.7	74	-18.3
7452.00	44.9	Peak	60	1.8	h	35.1	5.6	30.0	55.6	74	-18.4
4968.00	27.6	Avg	0	1.2	v	32.5	4.9	30.0	35.0	54	-19.0
4968.00	27.4	Avg	90	1.5	h	32.5	4.9	30.0	34.8	54	-19.2
4882.00	27.0	Avg	30	1.0	v	32.5	4.9	30.0	34.4	54	-19.6
4882.00	26.9	Avg	220	1.2	h	32.5	4.9	30.0	34.3	54	-19.7
4968.00	41.7	Peak	0	1.2	v	32.5	4.9	30.0	49.1	74	-24.9
4968.00	41.2	Peak	90	1.5	h	32.5	4.9	30.0	48.6	74	-25.4
4882.00	40.2	Peak	30	1.0	v	32.5	4.9	30.0	47.6	74	-26.4
4882.00	40.0	Peak	220	1.2	h	32.5	4.9	30.0	47.4	74	-26.6

4.8.6 T60H677 802.11b transmitted with T60M665 Bluetooth Mid Channel (2480MHz), (15.247)

INDICATED			TABLE	ANTENNA		CORRECTION FACTOR			CORRECTED AMPLITUDE Corr. Ampl. dBµV/m	FCC 15 SUBPART C	
Frequency MHz	Ampl. dBµV/m	Comments		Angle Degree	Height Meter	Polar H/ V	Antenna dBµV/m	Cable DB		Amp. DB	Limit dBµV/ m
Low Channel, 30MHz-25GHz											
2412.00	102.7	Peak	30	1.5	v	28.1	3.4	30.0	104.1		
2412.00	103.5	Peak	30	1.8	h	28.1	3.4	30.0	105.0		
2412.00	98.8	Avg	30	1.5	V	28.1	3.4	30.0	100.3		
2412.00	99.5	Avg	30	1.8	h	28.1	3.4	30.0	101.0		
2480.00	92.8	Peak	30	2.0	v	28.1	3.4	30.0	94.3		
2480.00	92.2	Peak	180	1.8	h	28.1	3.4	30.0	93.7		
2480.00	91.5	Avg	30	2.0	v	28.1	3.4	30.0	93.0		
2480.00	90.0	Avg	180	1.8	h	28.1	3.4	30.0	91.5		
7236.00	31.2	Avg	0	1.5	v	35.1	5.6	30.0	41.9	54	-12.1
7440.00	31.2	Avg	270	1.5	h	35.1	5.6	30.0	41.9	54	-12.1
7236.00	31.1	Avg	90	1.8	h	35.1	5.6	30.0	41.8	54	-12.2
7440.00	31.0	Avg	30	2.0	v	35.1	5.6	30.0	41.7	54	-12.3
7236.00	45.2	Peak	0	1.5	v	35.1	5.6	30.0	55.9	74	-18.1
7440.00	45.2	Peak	270	1.5	h	35.1	5.6	30.0	55.9	74	-18.1
7236.00	45.1	Peak	90	1.8	h	35.1	5.6	30.0	55.8	74	-18.2
7440.00	44.9	Peak	30	2.0	v	35.1	5.6	30.0	55.6	74	-18.4
4824.00	27.5	Avg	90	1.2	v	32.5	4.9	30.0	34.9	54	-19.1
4824.00	27.4	Avg	180	2.0	h	32.5	4.9	30.0	34.8	54	-19.2
4960.00	27.3	Avg	30	1.0	v	32.5	4.9	30.0	34.7	54	-19.3
4960.00	27.0	Avg	180	1.2	h	32.5	4.9	30.0	34.4	54	-19.6
4824.00	41.5	Peak	90	1.2	v	32.5	4.9	30.0	48.9	74	-25.1
4824.00	41.5	Peak	180	2.0	h	32.5	4.9	30.0	48.9	74	-25.1
4960.00	41.0	Peak	30	1.0	v	32.5	4.9	30.0	48.4	74	-25.6
4960.00	40.5	Peak	180	1.2	h	32.5	4.9	30.0	47.9	74	-26.1

Mid Channel, 30MHz-25GHz											
2442.00	104.2	Peak	300	1.0	v	28.1	3.4	30.0	105.6		
2442.00	102.8	Peak	30	1.5	h	28.1	3.4	30.0	104.3		
2442.00	100.8	Avg	300	1.0	V	28.1	3.4	30.0	102.3		
2442.00	99.0	Avg	30	1.5	h	28.1	3.4	30.0	100.5		
2480.00	91.8	Peak	200	1.5	v	28.1	3.4	30.0	93.3		
2480.00	93.2	Peak	0	1.8	h	28.1	3.4	30.0	94.7		
2480.00	90.2	Avg	200	1.5	v	28.1	3.4	30.0	91.6		
2480.00	90.3	Avg	0	1.8	h	28.1	3.4	30.0	91.8		
7326.00	31.3	Avg	30	1.8	v	35.1	5.6	30.0	42.0	54	-12.0
7326.00	31.3	Avg	0	1.8	h	35.1	5.6	30.0	42.0	54	-12.0
7440.00	31.3	Avg	60	1.2	v	35.1	5.6	30.0	42.0	54	-12.0
7440.00	31.2	Avg	0	1.5	h	35.1	5.6	30.0	41.9	54	-12.1
7440.00	45.7	Peak	60	1.2	v	35.1	5.6	30.0	56.4	74	-17.6
7326.00	45.5	Peak	0	1.8	h	35.1	5.6	30.0	56.2	74	-17.8
7440.00	45.4	Peak	0	1.5	h	35.1	5.6	30.0	56.1	74	-17.9
7326.00	45.2	Peak	30	1.8	v	35.1	5.6	30.0	55.9	74	-18.1
4884.00	27.4	Avg	90	1.2	v	32.5	4.9	30.0	34.8	54	-19.2
4884.00	27.2	Avg	150	1.5	h	32.5	4.9	30.0	34.6	54	-19.4
4960.00	27.2	Avg	300	1.0	v	32.5	4.9	30.0	34.6	54	-19.4
4960.00	27.0	Avg	30	2.0	h	32.5	4.9	30.0	34.4	54	-19.6
4884.00	41.4	Peak	90	1.2	v	32.5	4.9	30.0	48.8	74	-25.2
4884.00	41.3	Peak	150	1.5	h	32.5	4.9	30.0	48.7	74	-25.3
4960.00	40.5	Peak	300	1.0	v	32.5	4.9	30.0	47.9	74	-26.1
4960.00	40.3	Peak	30	2.0	h	32.5	4.9	30.0	47.7	74	-26.3
High Channel, 1-50GHz											
2484.00	105.5	Peak	300	1.0	v	28.1	3.4	30.0	107.0		
2484.00	101.7	Peak	90	1.5	h	28.1	3.4	30.0	103.1		
2484.00	101.8	Avg	300	1.0	V	28.1	3.4	30.0	103.3		
2484.00	98.8	Avg	90	1.5	h	28.1	3.4	30.0	100.3		
7452.00	31.7	Avg	30	1.0	v	35.1	5.6	30.0	42.4	54	-11.6
7452.00	31.4	Avg	270	1.8	h	35.1	5.6	30.0	42.1	54	-11.9
7452.00	45.0	Peak	270	1.8	h	35.1	5.6	30.0	55.7	74	-18.3
7452.00	44.9	Peak	30	1.0	v	35.1	5.6	30.0	55.6	74	-18.4
4968.00	27.3	Avg	90	1.2	v	32.5	4.9	30.0	34.7	54	-19.3
4968.00	27.1	Avg	220	1.5	h	32.5	4.9	30.0	34.5	54	-19.5
4968.00	41.7	Peak	90	1.2	v	32.5	4.9	30.0	49.1	74	-24.9
4968.00	41.5	Peak	220	1.5	h	32.5	4.9	30.0	48.9	74	-25.1

Unwanted Emission, 30 – 1000MHz											
128.83	46.3	/	330	1.0	h	11.5	2.2	25.0	35.0	43.5	-8.5
211.29	42.8	/	0	1.2	v	11.8	2.2	25.0	31.8	43.5	-11.7
320.45	42.2	/	30	2.0	h	11.8	2.2	25.0	31.2	46	-14.8
384.00	39.2	/	0	2.0	v	13.7	2.1	25.0	30.0	46	-16.0
415.99	40.8	/	90	1.5	v	13.7	2.1	25.0	31.6	46	-14.4

4.9 Test Data for ZG1SAntenna

4.9.1 T60H677 802.11a transmitted with T60M665 Bluetooth Low Channel (2402MHz), (15.407)

INDICATED			TABLE Angle Degree	ANTENNA		CORRECTION FACTOR			CORRECTED AMPLITUDE Corr. Ampl. dBµV/m	FCC 15 SUBPART C	
Frequency MHz	Ampl. dBµV/m	Comments		Height Meter	Polar H/V	Antenna dBµV/m	Cable DB	Amp. DB		Limit dBµV/m	Margin dB
Low Band, Low Channel, 30MHz-40GHz											
5150.00	86.5	Peak	150	1.5	v	33.9	5.2	30.0	95.6		
5150.00	84.5	Peak	0	1.8	h	33.9	5.2	30.0	93.6		
5150.00	75.7	Avg	150	1.5	v	33.9	5.2	30.0	84.7		
5150.00	73.7	Avg	0	1.8	h	33.9	5.2	30.0	82.7		
2402.00	87.7	Peak	30	1.0	v	28.1	3.4	30.0	89.1		
2402.00	82.0	Peak	180	2.0	h	28.1	3.4	30.0	83.5		
2402.00	86.7	Avg	30	1.0	v	28.1	3.4	30.0	88.1		
2402.00	81.0	Avg	180	2.0	h	28.1	3.4	30.0	82.5		
10300.00	33.5	Avg	0	1.8	h	35.1	5.6	30.0	44.2	54	-9.8
15450.00	33.5	Avg	90	1.2	h	35.1	5.6	30.0	44.2	54	-9.8
15450.00	33.3	Avg	60	1.5	v	35.1	5.6	30.0	44.1	54	-9.9
10300.00	31.8	Avg	180	1.8	v	35.1	5.6	30.0	42.6	54	-11.4
7206.00	30.7	Avg	270	1.0	h	35.1	5.6	30.0	41.4	54	-12.6
7206.00	30.5	Avg	30	1.2	v	35.1	5.6	30.0	41.2	54	-12.8
10300.00	46.5	Peak	0	1.8	h	35.1	5.6	30.0	57.2	74	-16.8
15450.00	45.8	Peak	60	1.5	v	35.1	5.6	30.0	56.5	74	-17.5
15450.00	45.2	Peak	90	1.2	h	35.1	5.6	30.0	55.9	74	-18.1
10300.00	44.8	Peak	180	1.8	v	35.1	5.6	30.0	55.6	74	-18.4
7206.00	43.7	Peak	30	1.2	v	35.1	5.6	30.0	54.4	74	-19.6
7206.00	43.5	Peak	270	1.0	h	35.1	5.6	30.0	54.2	74	-19.8
4804.00	26.7	Avg	90	1.2	h	32.5	4.9	30.0	34.1	54	-19.9
4804.00	26.2	Avg	180	1.5	v	32.5	4.9	30.0	33.6	54	-20.4
4804.00	39.7	Peak	90	1.2	h	32.5	4.9	30.0	47.1	74	-26.9
4804.00	39.0	Peak	180	1.5	v	32.5	4.9	30.0	46.4	74	-27.6

Low Band, Mid Channel, 30MHz-40GHz											
5200.00	86.5	Peak	0	1.8	v	33.9	5.2	30.0	95.6		
5200.00	89.0	Peak	0	1.5	h	33.9	5.2	30.0	98.1		
5200.00	75.3	Avg	0	1.8	V	33.9	5.2	30.0	84.4		
5200.00	78.2	Avg	0	1.5	h	33.9	5.2	30.0	87.2		
2402.00	88.2	Peak	180	1.0	v	28.1	3.4	30.0	89.6		
2402.00	80.8	Peak	150	1.5	h	28.1	3.4	30.0	82.3		
2402.00	87.0	Avg	180	1.0	v	28.1	3.4	30.0	88.5		
2402.00	78.8	Avg	150	1.5	h	28.1	3.4	30.0	80.3		
15600.00	33.4	Avg	90	1.8	h	35.1	5.6	30.0	44.1	54	-9.9
10400.00	33.2	Avg	30	1.2	h	35.1	5.6	30.0	43.9	54	-10.1
15600.00	33.2	Avg	180	1.5	v	35.1	5.6	30.0	43.9	54	-10.1
5352.58	34.1	Avg	60	1.5	v	33.9	5.2	30.0	43.2	54	-10.8
10400.00	32.1	Avg	330	1.8	v	35.1	5.6	30.0	42.8	54	-11.2
7206.00	30.5	Avg	30	1.8	h	35.1	5.6	30.0	41.2	54	-12.8
7206.00	30.3	Avg	330	1.2	v	35.1	5.6	30.0	41.0	54	-13.0
5367.33	31.2	Avg	60	1.5	v	33.9	5.2	30.0	40.2	54	-13.8
10400.00	45.8	Peak	30	1.2	h	35.1	5.6	30.0	56.5	74	-17.5
15600.00	45.7	Peak	180	1.5	v	35.1	5.6	30.0	56.4	74	-17.6
15600.00	45.5	Peak	90	1.8	h	35.1	5.6	30.0	56.2	74	-17.8
10400.00	45.1	Peak	330	1.8	v	35.1	5.6	30.0	55.8	74	-18.2
5352.58	45.6	Peak	60	1.5	v	33.9	5.2	30.0	54.7	74	-19.3
7206.00	43.5	Peak	330	1.2	v	35.1	5.6	30.0	54.2	74	-19.8
4804.00	26.5	Avg	180	1.5	v	32.5	4.9	30.0	33.9	54	-20.1
7206.00	43.2	Peak	30	1.8	h	35.1	5.6	30.0	53.9	74	-20.1
4804.00	26.3	Avg	90	1.0	h	32.5	4.9	30.0	33.7	54	-20.3
5367.33	43.5	Peak	60	1.5	v	33.9	5.2	30.0	52.6	74	-21.4
4804.00	39.5	Peak	180	1.5	v	32.5	4.9	30.0	46.9	74	-27.1
4804.00	39.0	Peak	90	1.0	h	32.5	4.9	30.0	46.4	74	-27.6

Low Band, High Channel, 30MHz-40GHz											
5250.00	87.2	Peak	0	1.8	v	33.9	5.2	30.0	96.2		
5250.00	90.5	Peak	180	1.8	h	33.9	5.2	30.0	99.6		
5250.00	75.3	Avg	0	1.8	v	33.9	5.2	30.0	84.4		
5250.00	79.2	Avg	180	1.8	h	33.9	5.2	30.0	88.2		
2402.00	88.0	Peak	0	1.5	v	28.1	3.4	30.0	89.5		
2402.00	81.8	Peak	100	1.2	h	28.1	3.4	30.0	83.3		
2402.00	87.2	Avg	0	1.5	v	28.1	3.4	30.0	88.6		
2402.00	80.5	Avg	100	1.2	h	28.1	3.4	30.0	82.0		
15750.00	33.5	Avg	90	1.8	h	35.1	5.6	30.0	44.2	54	-9.8
10500.00	33.3	Avg	30	1.8	v	35.1	5.6	30.0	44.0	54	-10.0
15750.00	33.1	Avg	0	1.2	v	35.1	5.6	30.0	43.8	54	-10.2
10500.00	33.0	Avg	180	1.5	h	35.1	5.6	30.0	43.7	54	-10.3
7206.00	30.3	Avg	0	1.2	v	35.1	5.6	30.0	41.0	54	-13.0
7206.00	30.3	Avg	30	2.0	h	35.1	5.6	30.0	41.0	54	-13.0
15750.00	45.8	Peak	90	1.8	h	35.1	5.6	30.0	56.5	74	-17.5
15750.00	45.5	Peak	0	1.5	v	35.1	5.6	30.0	56.2	74	-17.8
10500.00	45.1	Peak	180	1.5	h	35.1	5.6	30.0	55.8	74	-18.2
10500.00	44.7	Peak	30	1.8	v	35.1	5.6	30.0	55.4	74	-18.6
7206.00	43.5	Peak	0	1.2	v	35.1	5.6	30.0	54.2	74	-19.8
4804.00	26.7	Avg	180	1.5	v	32.5	4.9	30.0	34.1	54	-19.9
7206.00	43.2	Peak	30	2.0	h	35.1	5.6	30.0	53.9	74	-20.1
4804.00	26.3	Avg	90	1.5	h	32.5	4.9	30.0	33.7	54	-20.3
4804.00	39.0	Peak	180	1.5	v	32.5	4.9	30.0	46.4	74	-27.6
4804.00	38.6	Peak	90	1.5	h	32.5	4.9	30.0	46.0	74	-28.0

INDICATED			TABLE	ANTENNA		CORRECTION FACTOR			CORRECTED AMPLITUDE	FCC 15 SUBPART C	
Frequency	Ampl.	Comments	Angle	Height	Polar	Antenna	Cable	Amp.	Corr. Ampl.	Limit	Margin
MHz	dBμV/m		Degree	Meter	H/V	dBμV/m	DB	DB	dBμV/m	dBμV/m	dB
Mid Band, Low Channel, 30MHz-40GHz											
5250.00	87.2	Peak	0	1.8	v	33.9	5.2	30.0	96.2		
5250.00	90.5	Peak	180	1.8	h	33.9	5.2	30.0	99.6		
5250.00	75.3	Avg	0	1.8	v	33.9	5.2	30.0	84.4		
5250.00	79.2	Avg	180	1.8	h	33.9	5.2	30.0	88.2		
2402.00	88.0	Peak	0	1.5	v	28.1	3.4	30.0	89.5		
2402.00	81.8	Peak	100	1.2	h	28.1	3.4	30.0	83.3		
2402.00	87.2	Avg	0	1.5	v	28.1	3.4	30.0	88.6		
2402.00	80.5	Avg	100	1.2	h	28.1	3.4	30.0	82.0		
15750.00	33.5	Avg	90	1.8	h	35.1	5.6	30.0	44.2	54	-9.8
10500.00	33.3	Avg	30	1.8	v	35.1	5.6	30.0	44.0	54	-10.0
15750.00	33.1	Avg	0	1.2	v	35.1	5.6	30.0	43.8	54	-10.2
10500.00	33.0	Avg	180	1.5	h	35.1	5.6	30.0	43.7	54	-10.3
7206.00	30.3	Avg	0	1.2	v	35.1	5.6	30.0	41.0	54	-13.0
7206.00	30.3	Avg	30	2.0	h	35.1	5.6	30.0	41.0	54	-13.0
15750.00	45.8	Peak	90	1.8	h	35.1	5.6	30.0	56.5	74	-17.5
15750.00	45.5	Peak	0	1.5	v	35.1	5.6	30.0	56.2	74	-17.8
10500.00	45.1	Peak	180	1.5	h	35.1	5.6	30.0	55.8	74	-18.2
10500.00	44.7	Peak	30	1.8	v	35.1	5.6	30.0	55.4	74	-18.6
7206.00	43.5	Peak	0	1.2	v	35.1	5.6	30.0	54.2	74	-19.8
4804.00	26.7	Avg	180	1.5	v	32.5	4.9	30.0	34.1	54	-19.9
7206.00	43.2	Peak	30	2.0	h	35.1	5.6	30.0	53.9	74	-20.1
4804.00	26.3	Avg	90	1.5	h	32.5	4.9	30.0	33.7	54	-20.3
4804.00	39.0	Peak	180	1.5	v	32.5	4.9	30.0	46.4	74	-27.6
4804.00	38.6	Peak	90	1.5	h	32.5	4.9	30.0	46.0	74	-28.0

Mid Band, Mid Channel, 30MHz-40GHz											
5300.00	85.7	Peak	330	1.8	v	33.9	5.2	30.0	94.7		
5300.00	88.3	Peak	180	1.8	h	33.9	5.2	30.0	97.4		
5300.00	75.0	Avg	330	1.8	v	33.9	5.2	30.0	84.1		
5300.00	77.0	Avg	180	1.8	h	33.9	5.2	30.0	86.1		
2402.00	88.7	Peak	180	1.2	v	28.1	3.4	30.0	90.1		
2402.00	82.7	Peak	150	2.0	h	28.1	3.4	30.0	84.1		
2402.00	87.7	Avg	180	1.2	v	28.1	3.4	30.0	89.1		
2402.00	80.2	Avg	150	2.0	h	28.1	3.4	30.0	81.6		
10600.00	33.0	Avg	30	1.5	h	35.1	5.6	30.0	43.7	54	-10.3
15900.00	33.0	Avg	330	1.5	h	35.1	5.6	30.0	43.7	54	-10.3
15900.00	32.9	Avg	270	1.8	v	35.1	5.6	30.0	43.6	54	-10.4
10600.00	32.5	Avg	0	1.0	v	35.1	5.6	30.0	43.2	54	-10.8
7206.00	31.1	Avg	0	1.5	v	35.1	5.6	30.0	41.8	54	-12.2
7206.00	31.0	Avg	90	1.8	h	35.1	5.6	30.0	41.7	54	-12.3
15900.00	45.3	Peak	270	1.8	v	35.1	5.6	30.0	56.0	74	-18.0
15900.00	45.1	Peak	330	1.5	h	35.1	5.6	30.0	55.8	74	-18.2
7206.00	44.5	Peak	0	1.5	v	35.1	5.6	30.0	55.2	74	-18.8
10600.00	44.3	Peak	0	1.0	v	35.1	5.6	30.0	55.0	74	-19.0
7206.00	44.3	Peak	90	1.8	h	35.1	5.6	30.0	55.0	74	-19.0
10600.00	44.1	Peak	30	1.5	h	35.1	5.6	30.0	54.8	74	-19.2
4804.00	27.1	Avg	180	1.5	v	32.5	4.9	30.0	34.5	54	-19.5
4804.00	26.9	Avg	220	1.2	h	32.5	4.9	30.0	34.3	54	-19.7
4804.00	39.8	Peak	180	1.5	v	32.5	4.9	30.0	47.2	74	-26.8
4804.00	39.6	Peak	220	1.2	h	32.5	4.9	30.0	47.0	74	-27.0

Mid Band, High Channel, 30MHz-40GHz											
5350.00	86.5	Peak	330	1.8	v	33.9	5.2	30.0	95.6		
5350.00	89.3	Peak	180	2.0	h	33.9	5.2	30.0	98.4		
5350.00	75.3	Avg	330	1.8	v	33.9	5.2	30.0	84.4		
5350.00	78.2	Avg	180	2.0	h	33.9	5.2	30.0	87.2		
2402.00	85.0	Peak	0	1.5	v	28.1	3.4	30.0	86.5		
2402.00	81.7	Peak	180	2.0	h	28.1	3.4	30.0	83.1		
2402.00	82.7	Avg	0	1.5	v	28.1	3.4	30.0	84.1		
2402.00	79.2	Avg	180	2.0	h	28.1	3.4	30.0	80.6		
16050.00	33.2	Avg	0	1.5	v	35.1	5.6	30.0	43.9	54	-10.1
16050.00	33.1	Avg	30	1.8	v	35.1	5.6	30.0	43.8	54	-10.2
10700.00	31.8	Avg	90	1.8	h	35.1	5.6	30.0	42.5	54	-11.5
10700.00	31.1	Avg	30	1.2	v	35.1	5.6	30.0	41.8	54	-12.2
7206.00	31.0	Avg	330	1.5	h	35.1	5.6	30.0	41.7	54	-12.3
7206.00	30.8	Avg	180	1.2	v	35.1	5.6	30.0	41.5	54	-12.5
16050.00	45.7	Peak	0	1.5	v	35.1	5.6	30.0	56.4	74	-17.6
10700.00	45.4	Peak	30	1.2	v	35.1	5.6	30.0	56.1	74	-17.9
10700.00	45.1	Peak	90	1.8	h	35.1	5.6	30.0	55.8	74	-18.2
16050.00	45.0	Peak	30	1.8	h	35.1	5.6	30.0	55.7	74	-18.3
7206.00	44.4	Peak	180	1.2	v	35.1	5.6	30.0	55.1	74	-18.9
7206.00	44.3	Peak	330	1.5	h	35.1	5.6	30.0	55.0	74	-19.0
4804.00	27.0	Avg	0	1.5	v	32.5	4.9	30.0	34.4	54	-19.6
4804.00	26.8	Avg	30	1.8	h	32.5	4.9	30.0	34.2	54	-19.8
4804.00	40.0	Peak	0	1.5	v	32.5	4.9	30.0	47.4	74	-26.6
4804.00	39.6	Peak	30	1.8	h	32.5	4.9	30.0	47.0	74	-27.0

INDICATED			TABLE	ANTENNA		CORRECTION FACTOR			CORRECTED AMPLITUDE	FCC 15 SUBPART C	
Frequency	Ampl.	Comments	Angle	Height	Polar	Antenna	Cable	Amp.	Corr. Ampl.	Limit	Margin
MHz	dBµV/m		Degree	Meter	H/V	dBµV/m	DB	DB	dBµV/m	dBµV/m	dB
High Band, Low Channel, 30MHz-40GHz											
5725.00	86.5	Peak	330	1.5	v	34.1	5.4	30.0	96.0		
5725.00	87.7	Peak	180	2.0	h	34.1	5.4	30.0	97.2		
5725.00	75.3	Avg	330	1.5	V	34.1	5.4	30.0	84.8		
5725.00	77.2	Avg	180	2.0	h	34.1	5.4	30.0	86.7		
2402.00	86.3	Peak	180	1.2	v	28.1	3.4	30.0	87.8		
2402.00	82.0	Peak	200	2.2	h	28.1	3.4	30.0	83.5		
2402.00	85.0	Avg	180	1.2	v	28.1	3.4	30.0	86.5		
2402.00	80.0	Avg	200	2.2	h	28.1	3.4	30.0	81.5		
17175.00	33.1	Avg	180	1.2	v	35.1	5.6	30.0	43.8	54	-10.2
17175.00	33.1	Avg	45	1.0	h	35.1	5.6	30.0	43.8	54	-10.2
11450.00	31.5	Avg	0	1.5	v	35.1	5.6	30.0	42.2	54	-11.8
11450.00	31.3	Avg	60	1.8	h	35.1	5.6	30.0	42.0	54	-12.0
7206.00	30.3	Avg	180	1.5	v	35.1	5.6	30.0	41.0	54	-13.0
7206.00	30.2	Avg	90	1.8	h	35.1	5.6	30.0	40.9	54	-13.1
17175.00	46.0	Peak	45	1.0	h	35.1	5.6	30.0	56.7	74	-17.3
17175.00	45.9	Peak	180	1.2	v	35.1	5.6	30.0	56.6	74	-17.4
11450.00	44.8	Peak	0	1.5	v	35.1	5.6	30.0	55.5	74	-18.5
11450.00	44.6	Peak	60	1.8	h	35.1	5.6	30.0	55.3	74	-18.7
7206.00	44.0	Peak	90	1.8	h	35.1	5.6	30.0	54.7	74	-19.3
4804.00	27.2	Avg	90	1.2	v	32.5	4.9	30.0	34.6	54	-19.4
4804.00	27.1	Avg	30	2.0	h	32.5	4.9	30.0	34.5	54	-19.5
7206.00	43.2	Peak	180	1.2	v	35.1	5.6	30.0	53.9	74	-20.1
4804.00	40.1	Peak	90	1.5	v	32.5	4.9	30.0	47.5	74	-26.5
4804.00	39.7	Peak	30	2.0	h	32.5	4.9	30.0	47.1	74	-26.9

High Band, Mid Channel, 30MHz-40GHz											
5775.00	86.8	Peak	0	1.8	v	34.1	5.4	30.0	96.3		
5775.00	85.7	Peak	180	2.0	h	34.1	5.4	30.0	95.2		
5775.00	75.3	Avg	0	1.8	v	34.1	5.4	30.0	84.8		
5775.00	74.0	Avg	180	2.0	h	34.1	5.4	30.0	83.5		
2402.00	86.7	Peak	180	1.0	v	28.1	3.4	30.0	88.1		
2402.00	83.3	Peak	180	2.0	h	28.1	3.4	30.0	84.8		
2402.00	86.3	Avg	180	1.0	v	28.1	3.4	30.0	87.8		
2402.00	83.0	Avg	180	2.0	h	28.1	3.4	30.0	84.5		
17325.00	33.3	Avg	0	2.0	h	35.1	5.6	30.0	44.0	54	-10.0
17325.00	33.2	Avg	330	1.2	v	35.1	5.6	30.0	43.9	54	-10.1
11550.00	32.5	Avg	180	1.5	v	35.1	5.6	30.0	43.2	54	-10.8
11550.00	32.1	Avg	60	1.8	h	35.1	5.6	30.0	42.8	54	-11.2
5608.00	32.5	Avg	180	1.8	v	34.1	5.4	30.0	42.0	54	-12.0
5622.33	32.3	Avg	180	1.8	v	34.1	5.4	30.0	41.8	54	-12.2
7206.00	30.2	Avg	330	1.0	v	35.1	5.6	30.0	40.9	54	-13.1
7206.00	30.1	Avg	90	1.5	h	35.1	5.6	30.0	40.8	54	-13.2
17325.00	45.8	Peak	0	2.0	h	35.1	5.6	30.0	56.5	74	-17.5
17325.00	45.3	Peak	330	1.2	v	35.1	5.6	30.0	56.0	74	-18.0
11550.00	45.0	Peak	180	1.5	v	35.1	5.6	30.0	55.7	74	-18.3
7206.00	44.8	Peak	330	1.0	v	35.1	5.6	30.0	55.5	74	-18.5
11550.00	44.5	Peak	60	1.8	h	35.1	5.6	30.0	55.2	74	-18.8
7206.00	44.5	Peak	90	1.5	h	35.1	5.6	30.0	55.2	74	-18.8
4804.00	27.1	Avg	60	1.5	v	32.5	4.9	30.0	34.5	54	-19.5
4804.00	27.0	Avg	90	1.2	h	32.5	4.9	30.0	34.4	54	-19.6
5608.00	44.0	Peak	180	1.8	v	34.1	5.4	30.0	53.5	74	-20.5
5622.33	43.8	Peak	180	1.8	v	34.1	5.4	30.0	53.3	74	-20.7
4804.00	40.5	Peak	60	1.5	v	32.5	4.9	30.0	47.9	74	-26.1
4804.00	39.8	Peak	45	1.2	h	32.5	4.9	30.0	47.2	74	-26.8

High Band, High Channel, 30MHz-40GHz											
5825.00	84.3	Peak	330	1.8	v	34.1	5.4	30.0	93.8		
5825.00	86.0	Peak	180	1.5	h	34.1	5.4	30.0	95.5		
5825.00	73.2	Avg	330	1.8	V	34.1	5.4	30.0	82.7		
5825.00	72.8	Avg	180	1.5	h	34.1	5.4	30.0	82.3		
2402.00	89.5	Peak	150	1.5	v	28.1	3.4	30.0	91.0		
2402.00	83.7	Peak	90	2.0	h	28.1	3.4	30.0	85.1		
2402.00	88.3	Avg	150	1.5	v	28.1	3.4	30.0	89.8		
2402.00	82.0	Avg	90	2.0	h	28.1	3.4	30.0	83.5		
17475.00	33.1	Avg	180	1.5	h	35.1	5.6	30.0	43.8	54	-10.2
17475.00	33.0	Avg	300	2.0	v	35.1	5.6	30.0	43.7	54	-10.3
11650.00	32.5	Avg	0	1.8	v	35.1	5.6	30.0	43.2	54	-10.8
11650.00	32.1	Avg	220	1.2	h	35.1	5.6	30.0	42.8	54	-11.2
7206.00	29.9	Avg	270	1.8	h	35.1	5.6	30.0	40.6	54	-13.4
7206.00	29.8	Avg	0	1.5	v	35.1	5.6	30.0	40.5	54	-13.5
17475.00	46.0	Peak	180	1.5	h	35.1	5.6	30.0	56.7	74	-17.3
17475.00	45.6	Peak	300	2.0	v	35.1	5.6	30.0	56.3	74	-17.7
11650.00	45.5	Peak	220	1.2	h	35.1	5.6	30.0	56.2	74	-17.8
11650.00	45.0	Peak	0	1.8	v	35.1	5.6	30.0	55.7	74	-18.3
7206.00	45.0	Peak	0	1.5	v	35.1	5.6	30.0	55.7	74	-18.3
7206.00	44.5	Peak	270	1.8	h	35.1	5.6	30.0	55.2	74	-18.8
4804.00	27.0	Avg	45	1.5	v	32.5	4.9	30.0	34.4	54	-19.6
4804.00	26.8	Avg	300	1.8	h	32.5	4.9	30.0	34.2	54	-19.8
4804.00	40.1	Peak	45	1.5	v	32.5	4.9	30.0	47.5	74	-26.5
4804.00	39.7	Peak	300	1.8	h	32.5	4.9	30.0	47.1	74	-26.9

Unwanted Emission, 30 – 1000MHz											
321.34	45.3	/	200	1.5	v	13.7	2.1	25.0	36.1	46	-9.9
385.06	45.0	/	90	2.0	v	13.7	2.1	25.0	35.8	46	-10.2
81.70	40.8	/	0	1.5	h	11.5	2.2	25.0	29.5	40	-10.5
237.10	45.0	/	0	1.0	v	11.8	2.2	25.0	34.0	46	-12.0
416.07	42.3	/	270	1.8	v	13.7	2.1	25.0	33.1	46	-12.9
118.55	39.2	/	180	1.8	h	11.8	3.1	25.0	29.1	43.5	-14.4
256.00	41.8	/	180	1.0	h	11.8	2.2	25.0	30.8	46	-15.2

4.9.2 T60H677 802.11a transmitted with T60M665 Bluetooth Mid Channel (2441MHz), (15.407)

INDICATED			TABLE	ANTENNA		CORRECTION FACTOR			CORRECTED AMPLITUDE Corr. Ampl. dBµV/m	FCC 15 SUBPART C	
Frequency MHz	Ampl. dBµV/m	Comments		Angle Degree	Height Meter	Polar H/V	Antenna dBµV/m	Cable DB		Amp. DB	Limit dBµV/m
Low Band, Low Channel, 30MHz-40GHz											
5150.00	87.0	Peak	100	1.5	v	33.9	5.2	30.0	96.1		
5150.00	86.0	Peak	180	1.8	h	33.9	5.2	30.0	95.1		
5150.00	75.2	Avg	100	1.5	v	33.9	5.2	30.0	84.2		
5150.00	74.8	Avg	180	1.8	h	33.9	5.2	30.0	83.9		
2441.00	91.3	Peak	120	1.2	v	28.1	3.4	30.0	92.8		
2441.00	83.5	Peak	120	1.8	h	28.1	3.4	30.0	85.0		
2441.00	90.7	Avg	120	1.2	v	28.1	3.4	30.0	92.1		
2441.00	80.7	Avg	120	1.8	h	28.1	3.4	30.0	82.1		
15450.00	33.0	Avg	270	1.5	v	35.1	5.6	30.0	43.7	54	-10.3
15450.00	32.7	Avg	0	2.0	h	35.1	5.6	30.0	43.4	54	-10.6
10300.00	32.3	Avg	270	1.2	v	35.1	5.6	30.0	43.0	54	-11.0
10300.00	31.8	Avg	90	1.5	h	35.1	5.6	30.0	42.5	54	-11.5
7323.00	30.3	Avg	180	1.8	v	35.1	5.6	30.0	41.0	54	-13.0
7323.00	30.3	Avg	150	1.5	h	35.1	5.6	30.0	41.0	54	-13.0
7323.00	49.8	Peak	150	1.5	h	35.1	5.6	30.0	60.5	74	-13.5
10300.00	46.2	Peak	270	1.2	v	35.1	5.6	30.0	56.9	74	-17.1
15450.00	45.8	Peak	270	1.5	v	35.1	5.6	30.0	56.6	74	-17.4
10300.00	45.8	Peak	90	1.5	h	35.1	5.6	30.0	56.5	74	-17.5
15450.00	45.2	Peak	0	2.0	h	35.1	5.6	30.0	55.9	74	-18.1
7323.00	45.2	Peak	180	1.8	v	35.1	5.6	30.0	55.9	74	-18.1
4882.00	27.2	Avg	60	1.2	v	32.5	4.9	30.0	34.6	54	-19.4
4882.00	27.1	Avg	220	2.0	h	32.5	4.9	30.0	34.5	54	-19.5
4882.00	40.2	Peak	60	1.2	v	32.5	4.9	30.0	47.6	74	-26.4
4882.00	40.0	Peak	220	2.0	h	32.5	4.9	30.0	47.4	74	-26.6

Low Band, Mid Channel, 30MHz-40GHz											
5200.00	89.0	Peak	150	1.8	v	33.9	5.2	30.0	98.1		
5200.00	89.8	Peak	180	1.8	h	33.9	5.2	30.0	98.9		
5200.00	78.5	Avg	150	1.8	V	33.9	5.2	30.0	87.6		
5200.00	77.7	Avg	180	1.8	h	33.9	5.2	30.0	86.7		
2441.00	89.8	Peak	150	1.0	v	28.1	3.4	30.0	91.3		
2441.00	85.0	Peak	180	1.8	h	28.1	3.4	30.0	86.5		
2441.00	89.0	Avg	150	1.0	v	28.1	3.4	30.0	90.5		
2441.00	81.5	Avg	180	1.8	h	28.1	3.4	30.0	83.0		
5353.00	38.2	Avg	0	1.5	v	33.9	5.2	30.0	47.2	54	-6.8
15600.00	33.0	Avg	220	1.5	h	35.1	5.6	30.0	43.7	54	-10.3
15600.00	32.9	Avg	90	1.8	v	35.1	5.6	30.0	43.6	54	-10.4
10400.00	32.0	Avg	330	1.2	v	35.1	5.6	30.0	42.7	54	-11.3
10400.00	31.7	Avg	30	1.5	h	35.1	5.6	30.0	42.4	54	-11.6
5367.00	32.5	Avg	0	1.5	v	33.9	5.2	30.0	41.6	54	-12.4
7323.00	30.2	Avg	0	1.0	v	35.1	5.6	30.0	40.9	54	-13.1
7323.00	29.8	Avg	60	1.5	h	35.1	5.6	30.0	40.6	54	-13.4
5353.00	48.5	Peak	0	1.5	v	33.9	5.2	30.0	57.6	74	-16.4
15600.00	46.2	Peak	220	1.5	h	35.1	5.6	30.0	56.9	74	-17.1
15600.00	45.8	Peak	90	1.8	v	35.1	5.6	30.0	56.5	74	-17.5
10400.00	45.6	Peak	30	1.5	h	35.1	5.6	30.0	56.3	74	-17.7
10400.00	45.5	Peak	330	1.2	v	35.1	5.6	30.0	56.2	74	-17.8
7323.00	45.0	Peak	0	1.0	v	35.1	5.6	30.0	55.7	74	-18.3
7323.00	44.8	Peak	60	1.5	h	35.1	5.6	30.0	55.5	74	-18.5
4882.00	27.2	Avg	180	1.5	v	32.5	4.9	30.0	34.6	54	-19.4
4882.00	27.1	Avg	330	2.0	h	32.5	4.9	30.0	34.5	54	-19.5
5367.00	44.7	Peak	0	1.5	v	33.9	5.2	30.0	53.7	74	-20.3
4882.00	41.0	Peak	180	1.5	v	32.5	4.9	30.0	48.4	74	-25.6
4882.00	40.6	Peak	330	2.0	h	32.5	4.9	30.0	48.0	74	-26.0

Low Band, High Channel, 30MHz-40GHz											
5250.00	87.5	Peak	0	1.6	v	33.9	5.2	30.0	96.6		
5250.00	84.2	Peak	180	1.8	h	33.9	5.2	30.0	93.2		
5250.00	77.2	Avg	0	1.6	v	33.9	5.2	30.0	86.2		
5250.00	72.8	Avg	180	1.8	h	33.9	5.2	30.0	81.9		
2441.00	92.0	Peak	150	1.2	v	28.1	3.4	30.0	93.5		
2441.00	83.5	Peak	150	1.2	h	28.1	3.4	30.0	85.0		
2441.00	91.7	Avg	150	1.2	v	28.1	3.4	30.0	93.1		
2441.00	82.8	Avg	150	1.2	h	28.1	3.4	30.0	84.3		
15750.00	33.0	Avg	180	2.0	h	35.1	5.6	30.0	43.7	54	-10.3
15750.00	32.9	Avg	30	1.2	v	35.1	5.6	30.0	43.6	54	-10.4
10500.00	32.5	Avg	30	1.5	h	35.1	5.6	30.0	43.2	54	-10.8
10500.00	31.7	Avg	0	1.8	v	35.1	5.6	30.0	42.4	54	-11.6
7323.00	30.2	Avg	180	1.2	v	35.1	5.6	30.0	40.9	54	-13.1
7323.00	29.9	Avg	330	1.5	h	35.1	5.6	30.0	40.6	54	-13.4
15750.00	46.0	Peak	180	2.0	h	35.1	5.6	30.0	56.7	74	-17.3
15750.00	45.8	Peak	30	1.2	v	35.1	5.6	30.0	56.5	74	-17.5
10500.00	45.0	Peak	0	1.8	v	35.1	5.6	30.0	55.7	74	-18.3
7323.00	45.0	Peak	180	1.2	v	35.1	5.6	30.0	55.7	74	-18.3
10500.00	44.8	Peak	30	1.5	h	35.1	5.6	30.0	55.5	74	-18.5
7323.00	44.6	Peak	330	1.5	h	35.1	5.6	30.0	55.3	74	-18.7
4882.00	27.3	Avg	150	1.5	v	32.5	4.9	30.0	34.7	54	-19.3
4882.00	27.0	Avg	330	1.8	h	32.5	4.9	30.0	34.4	54	-19.6
4882.00	40.5	Peak	0	1.5	v	32.5	4.9	30.0	47.9	74	-26.1
4882.00	40.2	Peak	150	1.8	h	32.5	4.9	30.0	47.6	74	-26.4

INDICATED			TABLE	ANTENNA		CORRECTION FACTOR			CORRECTED AMPLITUDE	FCC 15 SUBPART C	
Frequency	Ampl.	Comments	Angle	Height	Polar	Antenna	Cable	Amp.	Corr. Ampl.	Limit	Margin
MHz	dBµV/m		Degree	Meter	H/V	dBµV/m	DB	DB	dBµV/m	dBµV/m	dB
Mid Band, Low Channel, 30MHz-40GHz											
5250.00	87.5	Peak	0	1.6	v	33.9	5.2	30.0	96.6		
5250.00	84.2	Peak	180	1.8	h	33.9	5.2	30.0	93.2		
5250.00	77.2	Avg	0	1.6	v	33.9	5.2	30.0	86.2		
5250.00	72.8	Avg	180	1.8	h	33.9	5.2	30.0	81.9		
2441.00	92.0	Peak	150	1.2	v	28.1	3.4	30.0	93.5		
2441.00	83.5	Peak	150	1.2	h	28.1	3.4	30.0	85.0		
2441.00	91.7	Avg	150	1.2	v	28.1	3.4	30.0	93.1		
2441.00	82.8	Avg	150	1.2	h	28.1	3.4	30.0	84.3		
15750.00	33.0	Avg	180	2.0	h	35.1	5.6	30.0	43.7	54	-10.3
15750.00	32.9	Avg	30	1.2	v	35.1	5.6	30.0	43.6	54	-10.4
10500.00	32.5	Avg	30	1.5	h	35.1	5.6	30.0	43.2	54	-10.8
10500.00	31.7	Avg	0	1.8	v	35.1	5.6	30.0	42.4	54	-11.6
7323.00	30.2	Avg	180	1.2	v	35.1	5.6	30.0	40.9	54	-13.1
7323.00	29.9	Avg	330	1.5	h	35.1	5.6	30.0	40.6	54	-13.4
15750.00	46.0	Peak	180	2.0	h	35.1	5.6	30.0	56.7	74	-17.3
15750.00	45.8	Peak	30	1.2	v	35.1	5.6	30.0	56.5	74	-17.5
10500.00	45.0	Peak	0	1.8	v	35.1	5.6	30.0	55.7	74	-18.3
7323.00	45.0	Peak	180	1.2	v	35.1	5.6	30.0	55.7	74	-18.3
10500.00	44.8	Peak	30	1.5	h	35.1	5.6	30.0	55.5	74	-18.5
7323.00	44.6	Peak	330	1.5	h	35.1	5.6	30.0	55.3	74	-18.7
4882.00	27.3	Avg	150	1.5	v	32.5	4.9	30.0	34.7	54	-19.3
4882.00	27.0	Avg	330	1.8	h	32.5	4.9	30.0	34.4	54	-19.6
4882.00	40.5	Peak	0	1.5	v	32.5	4.9	30.0	47.9	74	-26.1
4882.00	40.2	Peak	150	1.8	h	32.5	4.9	30.0	47.6	74	-26.4

Mid Band, Mid Channel, 30MHz-40GHz											
5300.00	86.3	Peak	330	1.8	v	33.9	5.2	30.0	95.4		
5300.00	85.2	Peak	180	1.6	h	33.9	5.2	30.0	94.2		
5300.00	74.0	Avg	330	1.8	V	33.9	5.2	30.0	83.1		
5300.00	74.8	Avg	180	1.6	h	33.9	5.2	30.0	83.9		
2441.00	91.8	Peak	180	1.5	v	28.1	3.4	30.0	93.3		
2441.00	84.7	Peak	150	2.0	h	28.1	3.4	30.0	86.1		
2441.00	90.7	Avg	180	1.5	v	28.1	3.4	30.0	92.1		
2441.00	81.3	Avg	150	2.0	h	28.1	3.4	30.0	82.8		
15900.00	32.7	Avg	0	1.5	v	35.1	5.6	30.0	43.4	54	-10.6
15900.00	32.6	Avg	45	2.0	h	35.1	5.6	30.0	43.3	54	-10.7
10600.00	32.5	Avg	30	1.5	v	35.1	5.6	30.0	43.2	54	-10.8
10600.00	31.7	Avg	180	1.8	h	35.1	5.6	30.0	42.4	54	-11.6
7323.00	31.2	Avg	0	1.5	h	35.1	5.6	30.0	41.9	54	-12.1
7323.00	31.0	Avg	330	1.5	v	35.1	5.6	30.0	41.7	54	-12.3
15900.00	46.2	Peak	45	2.0	h	35.1	5.6	30.0	56.9	74	-17.1
10600.00	46.0	Peak	30	1.5	v	35.1	5.6	30.0	56.7	74	-17.3
15900.00	45.8	Peak	0	1.5	v	35.1	5.6	30.0	56.5	74	-17.5
10600.00	45.6	Peak	180	1.8	h	35.1	5.6	30.0	56.3	74	-17.7
7323.00	45.0	Peak	0	1.5	h	35.1	5.6	30.0	55.7	74	-18.3
7323.00	44.9	Peak	330	1.5	v	35.1	5.6	30.0	55.6	74	-18.4
4882.00	27.1	Avg	60	1.8	h	32.5	4.9	30.0	34.5	54	-19.5
4882.00	27.0	Avg	200	1.5	v	32.5	4.9	30.0	34.4	54	-19.6
4882.00	40.7	Peak	200	1.5	v	32.5	4.9	30.0	48.1	74	-25.9
4882.00	40.5	Peak	60	1.8	h	32.5	4.9	30.0	47.9	74	-26.1

Mid Band, High Channel, 30MHz-40GHz											
5350.00	84.8	Peak	330	2.0	v	33.9	5.2	30.0	93.9		
5350.00	87.7	Peak	180	1.8	h	33.9	5.2	30.0	96.7		
5350.00	73.3	Avg	330	2.0	V	33.9	5.2	30.0	82.4		
5350.00	75.3	Avg	180	1.8	h	33.9	5.2	30.0	84.4		
2441.00	91.5	Peak	150	1.2	v	28.1	3.4	30.0	93.0		
2441.00	85.3	Peak	180	1.8	h	28.1	3.4	30.0	86.8		
2441.00	88.8	Avg	150	1.2	v	28.1	3.4	30.0	90.3		
2441.00	82.2	Avg	180	1.8	h	28.1	3.4	30.0	83.6		
16050.00	33.1	Avg	90	1.2	v	35.1	5.6	30.0	43.8	54	-10.2
16050.00	32.7	Avg	180	1.0	v	35.1	5.6	30.0	43.4	54	-10.6
10700.00	32.5	Avg	30	1.6	h	35.1	5.6	30.0	43.2	54	-10.8
10700.00	32.2	Avg	330	1.5	v	35.1	5.6	30.0	42.9	54	-11.1
7323.00	30.5	Avg	30	1.2	h	35.1	5.6	30.0	41.2	54	-12.8
7323.00	30.1	Avg	270	1.5	v	35.1	5.6	30.0	40.8	54	-13.2
10700.00	46.1	Peak	30	1.6	h	35.1	5.6	30.0	56.8	74	-17.2
16050.00	45.4	Peak	90	1.2	h	35.1	5.6	30.0	56.1	74	-17.9
10700.00	45.3	Peak	330	1.5	v	35.1	5.6	30.0	56.0	74	-18.0
7323.00	45.3	Peak	30	1.2	h	35.1	5.6	30.0	56.0	74	-18.0
16050.00	45.1	Peak	180	1.0	v	35.1	5.6	30.0	55.8	74	-18.2
7323.00	45.0	Peak	270	1.5	v	35.1	5.6	30.0	55.7	74	-18.3
4882.00	27.2	Avg	0	1.5	v	32.5	4.9	30.0	34.6	54	-19.4
4882.00	26.7	Avg	60	1.8	h	32.5	4.9	30.0	34.1	54	-19.9
4882.00	40.2	Peak	0	1.5	v	32.5	4.9	30.0	47.6	74	-26.4
4882.00	40.0	Peak	60	1.8	h	32.5	4.9	30.0	47.4	74	-26.6

INDICATED			TABLE	ANTENNA		CORRECTION FACTOR			CORRECTED AMPLITUDE	FCC 15 SUBPART C	
Frequency	Ampl.	Comments	Angle	Height	Polar	Antenna	Cable	Amp.	Corr. Ampl.	Limit	Margin
MHz	dBµV/m		Degree	Meter	H/V	dBµV/m	DB	DB	dBµV/m	dBµV/m	dB
High Band, Low Channel, 30MHz-40GHz											
5725.00	88.0	Peak	330	1.6	v	34.1	5.4	30.0	97.5		
5725.00	87.2	Peak	180	1.5	h	34.1	5.4	30.0	96.7		
5725.00	76.8	Avg	330	1.6	V	34.1	5.4	30.0	86.3		
5725.00	76.5	Avg	180	1.5	h	34.1	5.4	30.0	86.0		
2441.00	87.8	Peak	180	1.8	v	28.1	3.4	30.0	89.3		
2441.00	83.5	Peak	180	1.2	h	28.1	3.4	30.0	85.0		
2441.00	87.2	Avg	180	1.8	v	28.1	3.4	30.0	88.6		
2441.00	82.3	Avg	180	1.2	h	28.1	3.4	30.0	83.8		
11450.00	32.4	Avg	45	1.2	v	35.1	5.6	30.0	43.1	54	-10.9
11450.00	32.2	Avg	220	2.0	h	35.1	5.6	30.0	42.9	54	-11.1
17175.00	31.9	Avg	330	1.2	h	35.1	5.6	30.0	42.6	54	-11.4
17175.00	31.7	Avg	0	1.8	v	35.1	5.6	30.0	42.4	54	-11.6
7323.00	31.1	Avg	30	1.5	v	35.1	5.6	30.0	41.8	54	-12.2
7323.00	30.5	Avg	30	2.0	h	35.1	5.6	30.0	41.2	54	-12.8
11450.00	46.0	Peak	45	1.2	v	35.1	5.6	30.0	56.7	74	-17.3
17175.00	46.0	Peak	0	1.8	v	35.1	5.6	30.0	56.7	74	-17.3
11450.00	45.8	Peak	220	2.0	h	35.1	5.6	30.0	56.5	74	-17.5
17175.00	45.3	Peak	330	1.2	h	35.1	5.6	30.0	56.0	74	-18.0
7323.00	45.0	Peak	30	2.0	h	35.1	5.6	30.0	55.7	74	-18.3
7323.00	44.7	Peak	30	1.5	v	35.1	5.6	30.0	55.4	74	-18.6
4882.00	27.0	Avg	330	2.0	v	32.5	4.9	30.0	34.4	54	-19.6
4882.00	26.9	Avg	60	1.8	h	32.5	4.9	30.0	34.3	54	-19.7
4882.00	41.0	Peak	330	2.0	v	32.5	4.9	30.0	48.4	74	-25.6
4882.00	40.2	Peak	60	1.8	h	32.5	4.9	30.0	47.6	74	-26.4

High Band, Mid Channel, 30MHz-40GHz											
5775.00	87.7	Peak	330	1.6	v	34.1	5.4	30.0	97.2		
5775.00	88.3	Peak	150	2.0	h	34.1	5.4	30.0	97.8		
5775.00	77.0	Avg	330	1.6	V	34.1	5.4	30.0	86.5		
5775.00	76.8	Avg	150	2.0	h	34.1	5.4	30.0	86.3		
2441.00	88.0	Peak	180	2.0	v	28.1	3.4	30.0	89.5		
2441.00	83.3	Peak	180	2.0	h	28.1	3.4	30.0	84.8		
2441.00	86.5	Avg	180	2.0	v	28.1	3.4	30.0	88.0		
2441.00	81.2	Avg	180	2.0	h	28.1	3.4	30.0	82.6		
17325.00	32.8	Avg	330	1.2	v	35.1	5.6	30.0	43.5	54	-10.5
17325.00	32.5	Avg	270	1.8	v	35.1	5.6	30.0	43.2	54	-10.8
11550.00	32.4	Avg	0	1.5	v	35.1	5.6	30.0	43.1	54	-10.9
7323.00	32.1	Avg	0	2.0	v	35.1	5.6	30.0	42.8	54	-11.2
11550.00	32.0	Avg	30	1.5	h	35.1	5.6	30.0	42.7	54	-11.3
7323.00	31.8	Avg	300	1.8	h	35.1	5.6	30.0	42.5	54	-11.5
5622.33	32.7	Avg	330	1.8	v	34.1	5.4	30.0	42.2	54	-11.8
5607.42	30.8	Avg	330	1.8	v	34.1	5.4	30.0	40.3	54	-13.7
11550.00	45.9	Peak	30	1.5	h	35.1	5.6	30.0	56.6	74	-17.4
17325.00	45.9	Peak	330	1.2	h	35.1	5.6	30.0	56.6	74	-17.4
11550.00	45.7	Peak	0	1.5	v	35.1	5.6	30.0	56.4	74	-17.6
7323.00	45.3	Peak	0	2.0	v	35.1	5.6	30.0	56.0	74	-18.0
17325.00	45.2	Peak	270	1.8	v	35.1	5.6	30.0	55.9	74	-18.1
7323.00	45.0	Peak	300	1.8	h	35.1	5.6	30.0	55.7	74	-18.3
5622.33	45.0	Peak	330	1.8	v	34.1	5.4	30.0	54.5	74	-19.5
4882.00	26.9	Avg	330	2.0	v	32.5	4.9	30.0	34.3	54	-19.7
4882.00	26.9	Avg	60	1.8	h	32.5	4.9	30.0	34.3	54	-19.7
5607.42	42.8	Peak	330	1.8	v	34.1	5.4	30.0	52.3	74	-21.7
4882.00	40.5	Peak	330	2.0	v	32.5	4.9	30.0	47.9	74	-26.1
4882.00	40.1	Peak	60	1.8	h	32.5	4.9	30.0	47.5	74	-26.5

High Band, High Channel, 30MHz-40GHz											
5825.00	86.5	Peak	330	1.8	v	34.1	5.4	30.0	96.0		
5825.00	87.5	Peak	0	1.2	h	34.1	5.4	30.0	97.0		
5825.00	75.5	Avg	330	1.8	V	34.1	5.4	30.0	85.0		
5825.00	75.3	Avg	0	1.2	h	34.1	5.4	30.0	84.8		
2441.00	86.5	Peak	150	1.6	v	28.1	3.4	30.0	88.0		
2441.00	82.3	Peak	30	1.8	h	28.1	3.4	30.0	83.8		
2441.00	85.8	Avg	150	1.6	v	28.1	3.4	30.0	87.3		
2441.00	80.2	Avg	30	1.8	h	28.1	3.4	30.0	81.6		
17475.00	32.3	Avg	0	2.0	v	35.1	5.6	30.0	43.1	54	-10.9
17475.00	32.2	Avg	300	1.2	v	35.1	5.6	30.0	42.9	54	-11.1
11650.00	32.0	Avg	180	1.5	v	35.1	5.6	30.0	42.7	54	-11.3
11650.00	31.9	Avg	220	1.2	h	35.1	5.6	30.0	42.6	54	-11.4
7323.00	30.5	Avg	330	1.5	v	35.1	5.6	30.0	41.2	54	-12.8
7323.00	30.1	Avg	90	1.8	h	35.1	5.6	30.0	40.8	54	-13.2
17475.00	46.0	Peak	300	1.2	v	35.1	5.6	30.0	56.7	74	-17.3
17475.00	45.7	Peak	0	2.0	h	35.1	5.6	30.0	56.4	74	-17.6
11650.00	45.0	Peak	220	1.2	h	35.1	5.6	30.0	55.7	74	-18.3
11650.00	44.8	Peak	180	1.5	v	35.1	5.6	30.0	55.5	74	-18.5
7323.00	44.5	Peak	330	1.5	v	35.1	5.6	30.0	55.2	74	-18.8
7323.00	44.2	Peak	90	1.8	h	35.1	5.6	30.0	54.9	74	-19.1
4882.00	26.9	Avg	180	1.2	v	32.5	4.9	30.0	34.3	54	-19.7
4882.00	26.7	Avg	60	1.8	h	32.5	4.9	30.0	34.1	54	-19.9
4882.00	40.1	Peak	180	1.2	v	32.5	4.9	30.0	47.5	74	-26.5
4882.00	40.0	Peak	60	1.8	h	32.5	4.9	30.0	47.4	74	-26.6

Unwanted Emission, 30 – 1000MHz											
240.05	48.8	/	120	1.8	v	11.8	2.2	25.0	37.8	46	-8.2
120.02	42.2	/	0	1.5	h	11.8	3.1	25.0	32.1	43.5	-11.4
320.84	43.0	/	330	2.0	v	13.7	2.1	25.0	33.8	46	-12.2
256.03	41.2	/	270	1.0	h	11.8	2.2	25.0	30.2	46	-15.8
384.09	39.2	/	180	1.8	v	13.7	2.1	25.0	30.0	46	-16.0
384.09	39.2	/	180	1.8	v	13.7	2.1	25.0	30.0	46	-16.0

4.9.3 T60H677 802.11a transmitted with T60M665 Bluetooth High Channel (2480MHz), (15.407)

INDICATED			TABLE	ANTENNA		CORRECTION FACTOR			CORRECTED AMPLITUDE Corr. Ampl. dBµV/m	FCC 15 SUBPART C	
Frequency MHz	Ampl. dBµV/m	Comments		Angle Degree	Height Meter	Polar H/V	Antenna dBµV/m	Cable DB		Amp. DB	Limit dBµV/ m
Low Band, Low Channel, 30MHz-40GHz											
5150.00	85.8	Peak	330	1.8	v	33.9	5.2	30.0	94.9		
5150.00	86.3	Peak	330	2.0	h	33.9	5.2	30.0	95.4		
5150.00	73.5	Avg	330	1.8	v	33.9	5.2	30.0	82.6		
5150.00	73.7	Avg	330	2.0	h	33.9	5.2	30.0	82.7		
2480.00	87.5	Peak	0	1.0	v	28.1	3.4	30.0	89.0		
2480.00	83.0	Peak	270	1.5	h	28.1	3.4	30.0	84.5		
2480.00	86.2	Avg	0	1.0	v	28.1	3.4	30.0	87.6		
2480.00	82.5	Avg	270	1.5	h	28.1	3.4	30.0	84.0		
15450.00	33.0	Avg	30	2.0	h	35.1	5.6	30.0	43.7	54	-10.3
15450.00	32.8	Avg	180	1.8	v	35.1	5.6	30.0	43.5	54	-10.5
10300.00	32.3	Avg	60	1.5	h	35.1	5.6	30.0	43.0	54	-11.0
10300.00	32.1	Avg	0	1.8	v	35.1	5.6	30.0	42.8	54	-11.2
7440.00	31.2	Avg	150	1.2	h	35.1	5.6	30.0	41.9	54	-12.1
7440.00	31.0	Avg	30	1.0	v	35.1	5.6	30.0	41.7	54	-12.3
15450.00	45.7	Peak	30	2.0	h	35.1	5.6	30.0	56.4	74	-17.6
15450.00	45.5	Peak	180	1.8	v	35.1	5.6	30.0	56.2	74	-17.8
7440.00	45.2	Peak	30	1.0	v	35.1	5.6	30.0	55.9	74	-18.1
10300.00	45.0	Peak	60	1.5	h	35.1	5.6	30.0	55.7	74	-18.3
7440.00	45.0	Peak	150	1.2	h	35.1	5.6	30.0	55.7	74	-18.3
10300.00	44.9	Peak	0	1.8	v	35.1	5.6	30.0	55.6	74	-18.4
4960.00	27.2	Avg	300	1.2	v	32.5	4.9	30.0	34.6	54	-19.4
4960.00	27.1	Avg	30	1.5	h	32.5	4.9	30.0	34.5	54	-19.5
4960.00	40.5	Peak	300	1.2	v	32.5	4.9	30.0	47.9	74	-26.1
4960.00	40.0	Peak	30	1.5	h	32.5	4.9	30.0	47.4	74	-26.6

Low Band, Mid Channel, 30MHz-40GHz											
5200.00	86.0	Peak	150	1.2	v	33.9	5.2	30.0	95.1		
5200.00	83.7	Peak	120	1.5	h	33.9	5.2	30.0	92.7		
5200.00	75.3	Avg	150	1.2	v	33.9	5.2	30.0	84.4		
5200.00	72.8	Avg	120	1.2	h	33.9	5.2	30.0	81.9		
2480.00	88.0	Peak	150	1.2	v	28.1	3.4	30.0	89.5		
2480.00	81.7	Peak	90	1.5	h	28.1	3.4	30.0	83.1		
2480.00	87.7	Avg	150	1.2	v	28.1	3.4	30.0	89.1		
2480.00	80.2	Avg	90	1.5	h	28.1	3.4	30.0	81.6		
15600.00	32.4	Avg	45	1.0	v	35.1	5.6	30.0	43.1	54	-10.9
15600.00	32.3	Avg	220	1.5	h	35.1	5.6	30.0	43.0	54	-11.0
10400.00	31.7	Avg	180	1.2	h	35.1	5.6	30.0	42.4	54	-11.6
10400.00	31.5	Avg	60	1.8	v	35.1	5.6	30.0	42.2	54	-11.8
7440.00	31.0	Avg	30	1.5	v	35.1	5.6	30.0	41.7	54	-12.3
7440.00	29.7	Avg	180	1.8	h	35.1	5.6	30.0	40.4	54	-13.6
15600.00	46.0	Peak	45	1.0	v	35.1	5.6	30.0	56.7	74	-17.3
15600.00	45.8	Peak	220	1.5	h	35.1	5.6	30.0	56.5	74	-17.5
7440.00	45.4	Peak	30	1.5	v	35.1	5.6	30.0	56.1	74	-17.9
10400.00	45.1	Peak	60	1.8	v	35.1	5.6	30.0	55.8	74	-18.2
7440.00	45.0	Peak	180	1.8	h	35.1	5.6	30.0	55.7	74	-18.3
10400.00	44.9	Peak	180	1.2	h	35.1	5.6	30.0	55.6	74	-18.4
4960.00	27.0	Avg	330	1.2	v	32.5	4.9	30.0	34.4	54	-19.6
4960.00	26.8	Avg	220	1.5	h	32.5	4.9	30.0	34.2	54	-19.8
4960.00	41.0	Peak	330	1.2	v	32.5	4.9	30.0	48.4	74	-25.6
4960.00	40.2	Peak	220	1.5	h	32.5	4.9	30.0	47.6	74	-26.4

Low Band, High Channel, 30MHz-40GHz											
5250.00	87.0	Peak	0	1.5	v	33.9	5.2	30.0	96.1		
5250.00	87.0	Peak	180	1.5	h	33.9	5.2	30.0	96.1		
5250.00	75.2	Avg	0	1.5	V	33.9	5.2	30.0	84.2		
5250.00	76.3	Avg	180	1.5	h	33.9	5.2	30.0	85.4		
2480.00	85.3	Peak	200	1.5	v	28.1	3.4	30.0	86.8		
2480.00	82.7	Peak	180	1.5	h	28.1	3.4	30.0	84.1		
2480.00	82.3	Avg	200	1.5	v	28.1	3.4	30.0	83.8		
2480.00	82.2	Avg	180	1.5	h	28.1	3.4	30.0	83.6		
15750.00	32.5	Avg	150	1.5	h	35.1	5.6	30.0	43.2	54	-10.8
10500.00	32.1	Avg	30	1.8	v	35.1	5.6	30.0	42.8	54	-11.2
10500.00	31.8	Avg	0	1.2	h	35.1	5.6	30.0	42.5	54	-11.5
15750.00	31.7	Avg	300	1.2	v	35.1	5.6	30.0	42.4	54	-11.6
7440.00	31.3	Avg	30	1.5	v	35.1	5.6	30.0	42.0	54	-12.0
7440.00	31.2	Avg	270	1.0	h	35.1	5.6	30.0	41.9	54	-12.1
10500.00	46.0	Peak	0	1.2	h	35.1	5.6	30.0	56.7	74	-17.3
15750.00	46.0	Peak	300	1.2	v	35.1	5.6	30.0	56.7	74	-17.3
15750.00	45.9	Peak	150	1.5	h	35.1	5.6	30.0	56.6	74	-17.4
10500.00	45.7	Peak	30	1.8	v	35.1	5.6	30.0	56.4	74	-17.6
7440.00	45.3	Peak	270	1.0	h	35.1	5.6	30.0	56.0	74	-18.0
7440.00	45.2	Peak	30	1.5	v	35.1	5.6	30.0	55.9	74	-18.1
4960.00	27.1	Avg	0	1.2	v	32.5	4.9	30.0	34.5	54	-19.5
4960.00	26.8	Avg	180	1.8	h	32.5	4.9	30.0	34.2	54	-19.8
4960.00	40.5	Peak	0	1.2	v	32.5	4.9	30.0	47.9	74	-26.1
4960.00	40.2	Peak	180	1.8	h	32.5	4.9	30.0	47.6	74	-26.4

INDICATED			TABLE	ANTENNA		CORRECTION FACTOR			CORRECTED AMPLITUDE	FCC 15 SUBPART C	
Frequency	Ampl.	Comments	Angle	Height	Polar	Antenna	Cable	Amp.	Corr. Ampl.	Limit	Margin
MHz	dBµV/m		Degree	Meter	H/V	dBµV/m	DB	DB	dBµV/m	dBµV/m	dB
Mid Band, Low Channel, 30MHz-40GHz											
5250.00	87.0	Peak	0	1.5	v	33.9	5.2	30.0	96.1		
5250.00	87.0	Peak	180	1.5	h	33.9	5.2	30.0	96.1		
5250.00	75.2	Avg	0	1.5	V	33.9	5.2	30.0	84.2		
5250.00	76.3	Avg	180	1.5	h	33.9	5.2	30.0	85.4		
2480.00	85.3	Peak	200	1.5	v	28.1	3.4	30.0	86.8		
2480.00	82.7	Peak	180	1.5	h	28.1	3.4	30.0	84.1		
2480.00	82.3	Avg	200	1.5	v	28.1	3.4	30.0	83.8		
2480.00	82.2	Avg	180	1.5	h	28.1	3.4	30.0	83.6		
15750.00	32.5	Avg	150	1.5	h	35.1	5.6	30.0	43.2	54	-10.8
10500.00	32.1	Avg	30	1.8	v	35.1	5.6	30.0	42.8	54	-11.2
10500.00	31.8	Avg	0	1.2	h	35.1	5.6	30.0	42.5	54	-11.5
15750.00	31.7	Avg	300	1.2	v	35.1	5.6	30.0	42.4	54	-11.6
7440.00	31.3	Avg	30	1.5	v	35.1	5.6	30.0	42.0	54	-12.0
7440.00	31.2	Avg	270	1.0	h	35.1	5.6	30.0	41.9	54	-12.1
10500.00	46.0	Peak	0	1.2	h	35.1	5.6	30.0	56.7	74	-17.3
15750.00	46.0	Peak	300	1.2	v	35.1	5.6	30.0	56.7	74	-17.3
15750.00	45.9	Peak	150	1.5	h	35.1	5.6	30.0	56.6	74	-17.4
10500.00	45.7	Peak	30	1.8	v	35.1	5.6	30.0	56.4	74	-17.6
7440.00	45.3	Peak	270	1.0	h	35.1	5.6	30.0	56.0	74	-18.0
7440.00	45.2	Peak	30	1.5	v	35.1	5.6	30.0	55.9	74	-18.1
4960.00	27.1	Avg	0	1.2	v	32.5	4.9	30.0	34.5	54	-19.5
4960.00	26.8	Avg	180	1.8	h	32.5	4.9	30.0	34.2	54	-19.8
4960.00	40.5	Peak	0	1.2	v	32.5	4.9	30.0	47.9	74	-26.1
4960.00	40.2	Peak	180	1.8	h	32.5	4.9	30.0	47.6	74	-26.4

Mid Band, Mid Channel, 30MHz-40GHz											
5300.00	85.5	Peak	330	1.6	v	33.9	5.2	30.0	94.6		
5300.00	86.0	Peak	180	1.8	h	33.9	5.2	30.0	95.1		
5300.00	75.0	Avg	330	1.6	V	33.9	5.2	30.0	84.1		
5300.00	75.8	Avg	180	1.8	h	33.9	5.2	30.0	84.9		
2480.00	88.8	Peak	150	1.8	v	28.1	3.4	30.0	90.3		
2480.00	83.3	Peak	90	1.5	h	28.1	3.4	30.0	84.8		
2480.00	88.0	Avg	150	1.8	v	28.1	3.4	30.0	89.5		
2480.00	82.7	Avg	90	1.5	h	28.1	3.4	30.0	84.1		
15900.00	32.5	Avg	180	1.8	h	35.1	5.6	30.0	43.2	54	-10.8
15900.00	32.2	Avg	0	1.2	v	35.1	5.6	30.0	42.9	54	-11.1
10600.00	31.3	Avg	30	1.8	h	35.1	5.6	30.0	42.0	54	-12.0
10600.00	31.2	Avg	120	1.5	v	35.1	5.6	30.0	41.9	54	-12.1
7440.00	30.5	Avg	0	1.5	v	35.1	5.6	30.0	41.2	54	-12.8
7440.00	30.2	Avg	30	1.2	h	35.1	5.6	30.0	40.9	54	-13.1
5452.50	30.2	Avg	150	1.8	v	33.9	5.2	30.0	39.2	54	-14.8
5467.67	29.7	Avg	150	1.8	v	33.9	5.2	30.0	38.7	54	-15.3
15900.00	46.0	Peak	0	1.2	v	35.1	5.6	30.0	56.7	74	-17.3
10600.00	45.7	Peak	30	1.8	h	35.1	5.6	30.0	56.4	74	-17.6
15900.00	45.7	Peak	180	1.8	h	35.1	5.6	30.0	56.4	74	-17.6
10600.00	45.6	Peak	120	1.5	v	35.1	5.6	30.0	56.3	74	-17.7
7440.00	45.6	Peak	0	1.5	v	35.1	5.6	30.0	56.3	74	-17.7
7440.00	45.4	Peak	30	1.2	h	35.1	5.6	30.0	56.1	74	-17.9
4960.00	27.0	Avg	90	1.0	v	32.5	4.9	30.0	34.4	54	-19.6
4960.00	26.7	Avg	180	1.8	h	32.5	4.9	30.0	34.1	54	-19.9
5452.50	42.0	Peak	150	1.8	v	33.9	5.2	30.0	51.1	74	-22.9
5467.67	41.7	Peak	150	1.8	v	33.9	5.2	30.0	50.7	74	-23.3
4960.00	40.5	Peak	90	1.0	v	32.5	4.9	30.0	47.9	74	-26.1
4960.00	40.0	Peak	180	1.8	h	32.5	4.9	30.0	47.4	74	-26.6

Mid Band, High Channel, 30MHz-40GHz											
5350.00	85.5	Peak	330	2.0	v	33.9	5.2	30.0	94.6		
5350.00	85.3	Peak	180	1.6	h	33.9	5.2	30.0	94.4		
5350.00	73.8	Avg	330	2.0	V	33.9	5.2	30.0	82.9		
5350.00	73.8	Avg	180	1.6	h	33.9	5.2	30.0	82.9		
2480.00	90.0	Peak	150	1.2	v	28.1	3.4	30.0	91.5		
2480.00	82.2	Peak	120	1.5	h	28.1	3.4	30.0	83.6		
2480.00	88.3	Avg	150	1.0	v	28.1	3.4	30.0	89.8		
2480.00	81.5	Avg	120	1.5	h	28.1	3.4	30.0	83.0		
16050.00	32.1	Avg	45	2.0	v	35.1	5.6	30.0	42.8	54	-11.2
10700.00	31.8	Avg	90	1.2	h	35.1	5.6	30.0	42.6	54	-11.4
16050.00	31.8	Avg	150	1.5	v	35.1	5.6	30.0	42.5	54	-11.5
10700.00	31.7	Avg	0	1.8	v	35.1	5.6	30.0	42.4	54	-11.6
7440.00	30.5	Avg	150	1.5	v	35.1	5.6	30.0	41.2	54	-12.8
7440.00	29.8	Avg	180	1.8	h	35.1	5.6	30.0	40.5	54	-13.5
16050.00	46.0	Peak	45	2.0	v	35.1	5.6	30.0	56.7	74	-17.3
10700.00	45.8	Peak	0	1.8	v	35.1	5.6	30.0	56.5	74	-17.5
10700.00	45.8	Peak	90	1.2	h	35.1	5.6	30.0	56.5	74	-17.5
7440.00	45.5	Peak	150	1.5	v	35.1	5.6	30.0	56.2	74	-17.8
16050.00	45.3	Peak	150	1.5	h	35.1	5.6	30.0	56.0	74	-18.0
7440.00	45.1	Peak	180	1.8	h	35.1	5.6	30.0	55.8	74	-18.2
4960.00	27.0	Avg	180	2.0	h	32.5	4.9	30.0	34.4	54	-19.6
4960.00	26.9	Avg	90	1.0	v	32.5	4.9	30.0	34.3	54	-19.7
4960.00	40.2	Peak	90	1.0	v	32.5	4.9	30.0	47.6	74	-26.4
4960.00	40.0	Peak	180	2.0	h	32.5	4.9	30.0	47.4	74	-26.6

INDICATED			TABLE	ANTENNA		CORRECTION FACTOR			CORRECTED AMPLITUDE	FCC 15 SUBPART C	
Frequency	Ampl.	Comments	Angle	Height	Polar	Antenna	Cable	Amp.	Corr. Ampl.	Limit	Margin
MHz	dBμV/m		Degree	Meter	H/V	dBμV/m	DB	DB	dBμV/m	dBμV/m	dB
High Band, Low Channel, 30MHz-40GHz											
5725.00	87.2	Peak	180	1.8	v	34.1	5.4	30.0	96.7		
5725.00	84.8	Peak	330	2.0	h	34.1	5.4	30.0	94.3		
5725.00	75.5	Avg	180	1.8	v	34.1	5.4	30.0	85.0		
5725.00	74.2	Avg	330	2.0	h	34.1	5.4	30.0	83.7		
2480.00	88.0	Peak	150	1.2	v	28.1	3.4	30.0	89.5		
2480.00	81.2	Peak	180	1.2	h	28.1	3.4	30.0	82.6		
2480.00	87.2	Avg	150	1.2	v	28.1	3.4	30.0	88.6		
2480.00	80.5	Avg	180	1.2	h	28.1	3.4	30.0	82.0		
17175.00	32.5	Avg	0	1.8	h	35.1	5.6	30.0	43.2	54	-10.8
11450.00	32.4	Avg	90	1.5	v	35.1	5.6	30.0	43.1	54	-10.9
17175.00	32.3	Avg	270	1.5	v	35.1	5.6	30.0	43.0	54	-11.0
11450.00	31.9	Avg	30	1.2	h	35.1	5.6	30.0	42.6	54	-11.4
7440.00	31.1	Avg	150	1.2	v	35.1	5.6	30.0	41.8	54	-12.2
7440.00	30.5	Avg	0	1.8	h	35.1	5.6	30.0	41.2	54	-12.8
11450.00	46.2	Peak	90	1.5	v	35.1	5.6	30.0	56.9	74	-17.1
17175.00	46.1	Peak	270	1.5	v	35.1	5.6	30.0	56.8	74	-17.2
17175.00	46.0	Peak	0	1.8	h	35.1	5.6	30.0	56.7	74	-17.3
7440.00	45.6	Peak	150	1.2	v	35.1	5.6	30.0	56.3	74	-17.7
11450.00	45.5	Peak	30	1.2	h	35.1	5.6	30.0	56.2	74	-17.8
7440.00	45.1	Peak	0	1.8	h	35.1	5.6	30.0	55.8	74	-18.2
4960.00	27.0	Avg	180	1.5	h	32.5	4.9	30.0	34.4	54	-19.6
4960.00	26.9	Avg	90	1.0	v	32.5	4.9	30.0	34.3	54	-19.7
4960.00	40.2	Peak	90	1.0	v	32.5	4.9	30.0	47.6	74	-26.4
4960.00	39.8	Peak	180	1.2	h	32.5	4.9	30.0	47.2	74	-26.8

High Band, Mid Channel, 30MHz-40GHz											
5775.00	86.7	Peak	330	1.8	v	34.1	5.4	30.0	96.2		
5775.00	87.0	Peak	180	2.0	h	34.1	5.4	30.0	96.5		
5775.00	73.8	Avg	330	1.8	V	34.1	5.4	30.0	83.3		
5775.00	76.0	Avg	180	2.0	h	34.1	5.4	30.0	85.5		
2480.00	89.8	Peak	150	1.2	v	28.1	3.4	30.0	91.3		
2480.00	81.3	Peak	150	1.5	h	28.1	3.4	30.0	82.8		
2480.00	89.3	Avg	150	1.2	v	28.1	3.4	30.0	90.8		
2480.00	80.7	Avg	150	1.5	h	28.1	3.4	30.0	82.1		
17325.00	32.1	Avg	45	1.8	h	35.1	5.6	30.0	42.8	54	-11.2
17325.00	32.0	Avg	0	1.5	v	35.1	5.6	30.0	42.7	54	-11.3
11550.00	31.2	Avg	45	1.5	v	35.1	5.6	30.0	41.9	54	-12.1
7440.00	31.2	Avg	330	1.5	h	35.1	5.6	30.0	41.9	54	-12.1
11550.00	31.0	Avg	180	2.0	h	35.1	5.6	30.0	41.7	54	-12.3
7440.00	31.0	Avg	0	1.2	v	35.1	5.6	30.0	41.7	54	-12.3
11550.00	45.8	Peak	45	1.5	v	35.1	5.6	30.0	56.5	74	-17.5
17325.00	45.7	Peak	0	1.5	v	35.1	5.6	30.0	56.4	74	-17.6
11550.00	45.6	Peak	180	2.0	h	35.1	5.6	30.0	56.3	74	-17.7
17325.00	45.5	Peak	45	1.8	h	35.1	5.6	30.0	56.2	74	-17.8
7440.00	45.5	Peak	0	1.2	v	35.1	5.6	30.0	56.2	74	-17.8
7440.00	45.1	Peak	330	1.5	h	35.1	5.6	30.0	55.8	74	-18.2
4960.00	27.1	Avg	180	1.2	v	32.5	4.9	30.0	34.5	54	-19.5
4960.00	26.8	Avg	300	1.8	h	32.5	4.9	30.0	34.2	54	-19.8
4960.00	40.4	Peak	180	1.2	v	32.5	4.9	30.0	47.8	74	-26.2
4960.00	39.8	Peak	300	1.8	h	32.5	4.9	30.0	47.2	74	-26.8

High Band, High Channel, 30MHz-40GHz											
5825.00	87.3	Peak	180	1.8	v	34.1	5.4	30.0	96.8		
5825.00	89.3	Peak	0	1.8	h	34.1	5.4	30.0	98.8		
5825.00	76.2	Avg	180	1.8	v	34.1	5.4	30.0	85.7		
5825.00	78.0	Avg	0	1.8	h	34.1	5.4	30.0	87.5		
2480.00	89.0	Peak	180	1.8	v	28.1	3.4	30.0	90.5		
2480.00	83.2	Peak	240	1.5	h	28.1	3.4	30.0	84.6		
2480.00	86.7	Avg	180	1.8	v	28.1	3.4	30.0	88.1		
2480.00	82.2	Avg	240	1.5	h	28.1	3.4	30.0	83.6		
17475.00	32.1	Avg	180	1.5	v	35.1	5.6	30.0	42.8	54	-11.2
17475.00	31.8	Avg	30	1.8	h	35.1	5.6	30.0	42.5	54	-11.5
11650.00	31.5	Avg	330	1.5	h	35.1	5.6	30.0	42.2	54	-11.8
11650.00	31.3	Avg	150	1.8	v	35.1	5.6	30.0	42.0	54	-12.0
7440.00	31.3	Avg	30	1.2	v	35.1	5.6	30.0	42.0	54	-12.0
7440.00	31.2	Avg	180	1.5	h	35.1	5.6	30.0	41.9	54	-12.1
17475.00	46.0	Peak	180	1.5	v	35.1	5.6	30.0	56.7	74	-17.3
17475.00	46.0	Peak	30	1.8	h	35.1	5.6	30.0	56.7	74	-17.3
11650.00	45.8	Peak	330	1.5	h	35.1	5.6	30.0	56.5	74	-17.5
11650.00	45.5	Peak	150	1.8	v	35.1	5.6	30.0	56.2	74	-17.8
7440.00	45.3	Peak	180	1.5	h	35.1	5.6	30.0	56.0	74	-18.0
7440.00	45.1	Peak	30	1.2	v	35.1	5.6	30.0	55.8	74	-18.2
4960.00	27.1	Avg	120	1.8	h	32.5	4.9	30.0	34.5	54	-19.5
4960.00	27.0	Avg	45	1.0	v	32.5	4.9	30.0	34.4	54	-19.6
4960.00	40.2	Peak	120	1.8	h	32.5	4.9	30.0	47.6	74	-26.4
4960.00	40.0	Peak	45	1.0	v	32.5	4.9	30.0	47.4	74	-26.6

Unwanted Emission, 30 – 1000MHz											
120.07	48.3	/	300	1.2	h	11.8	3.1	25.0	38.2	43.5	-5.3
240.00	48.5	/	90	1.0	v	11.8	2.2	25.0	37.5	46	-8.5
320.83	42.3	/	60	1.5	v	13.7	2.1	25.0	33.1	46	-12.9
416.03	42.0	/	90	1.5	v	13.7	2.1	25.0	32.8	46	-13.2
449.15	40.2	/	90	1.8	v	13.7	2.1	25.0	31.0	46	-15.0
384.21	39.8	/	0	1.8	v	13.7	2.1	25.0	30.6	46	-15.4
80.10	35.2	/	45	1.8	h	11.5	2.2	25.0	23.9	40	-16.1
257.77	40.7	/	0	1.5	h	11.8	2.2	25.0	29.7	46	-16.3

4.9.4 T60H677 802.11b transmitted with T60M665 Bluetooth Low Channel (2402MHz), (15.247)

INDICATED			TABLE	ANTENNA		CORRECTION FACTOR			CORRECTED AMPLITUDE Corr. Ampl. dBµV/m	FCC 15 SUBPART C	
Frequency MHz	Ampl. dBµV/m	Comments		Angle Degree	Height Meter	Polar H/V	Antenna dBµV/m	Cable DB		Amp. DB	Limit dBµV/ m
Low Channel, 30MHz-25GHz											
2412.00	106.7	Peak	250	1.2	v	28.1	3.4	30.0	108.1		
2412.00	103.8	Peak	330	2.0	h	28.1	3.4	30.0	105.3		
2412.00	96.7	Avg	250	1.2	V	28.1	3.4	30.0	98.1		
2412.00	93.9	Avg	330	2.0	h	28.1	3.4	30.0	95.3		
7236.00	31.6	Avg	270	1.5	v	35.1	5.6	30.0	42.3	54	-11.7
7236.00	31.5	Avg	90	1.8	h	35.1	5.6	30.0	42.2	54	-11.8
7236.00	43.9	Peak	90	1.8	h	35.1	5.6	30.0	54.6	74	-19.4
4824.00	27.1	Avg	60	1.5	v	32.5	4.9	30.0	34.5	54	-19.5
4824.00	27.0	Avg	0	1.2	h	32.5	4.9	30.0	34.4	54	-19.6
7236.00	43.6	Peak	270	1.5	v	35.1	5.6	30.0	54.3	74	-19.7
4824.00	40.1	Peak	60	1.5	v	32.5	4.9	30.0	47.5	74	-26.5
4824.00	40.0	Peak	0	1.2	h	32.5	4.9	30.0	47.4	74	-26.6

Mid Channel, 30MHz-25GHz											
2442.00	103.5	Peak	180	1.8	v	28.1	3.4	30.0	105.0		
2442.00	100.2	Peak	180	1.5	h	28.1	3.4	30.0	101.6		
2442.00	99.7	Avg	180	1.8	V	28.1	3.4	30.0	101.1		
2442.00	96.8	Avg	180	1.5	h	28.1	3.4	30.0	98.3		
2402.00	88.8	Peak	150	1.5	v	28.1	3.4	30.0	90.3		
2402.00	84.5	Peak	45	1.5	h	28.1	3.4	30.0	86.0		
2402.00	88.0	Avg	150	1.5	v	28.1	3.4	30.0	89.5		
2402.00	84.2	Avg	45	1.5	h	28.1	3.4	30.0	85.6		
2612.50	46.2	Avg	0	1.0	v	29.0	3.7	30.0	48.8	54	-5.2
2623.83	40.8	Avg	0	1.0	v	29.0	3.7	30.0	43.5	54	-10.5
7326.00	31.8	Avg	0	1.5	v	35.1	5.6	30.0	42.5	54	-11.5
7326.00	31.7	Avg	180	2.0	h	35.1	5.6	30.0	42.4	54	-11.6
7206.00	31.0	Avg	0	1.2	v	35.1	5.6	30.0	41.7	54	-12.3
7206.00	31.0	Avg	300	1.5	h	35.1	5.6	30.0	41.7	54	-12.3
2612.50	54.2	Peak	0	1.0	v	29.0	3.7	30.0	56.8	74	-17.2
7206.00	45.6	Peak	0	1.2	v	35.1	5.6	30.0	56.3	74	-17.7
7206.00	44.9	Peak	300	1.5	h	35.1	5.6	30.0	55.6	74	-18.4
7326.00	44.1	Peak	0	1.5	v	35.1	5.6	30.0	54.8	74	-19.2
4804.00	27.3	Avg	150	1.8	v	32.5	4.9	30.0	34.7	54	-19.3
4804.00	27.1	Avg	180	1.5	h	32.5	4.9	30.0	34.5	54	-19.5
4884.00	27.0	Avg	60	1.5	v	32.5	4.9	30.0	34.4	54	-19.6
4884.00	26.8	Avg	150	1.8	h	32.5	4.9	30.0	34.2	54	-19.8
7326.00	43.5	Peak	180	2.0	h	35.1	5.6	30.0	54.2	74	-19.8
2623.83	51.0	Peak	0	1.0	v	29.0	3.7	30.0	53.7	74	-20.3
4884.00	40.5	Peak	60	1.5	v	32.5	4.9	30.0	47.9	74	-26.1
4804.00	40.5	Peak	150	1.8	v	32.5	4.9	30.0	47.9	74	-26.1
4884.00	40.2	Peak	150	1.8	h	32.5	4.9	30.0	47.6	74	-26.4
4804.00	40.2	Peak	180	1.5	h	32.5	4.9	30.0	47.6	74	-26.4

High Channel, 30MHz-25GHz											
2484.00	107.3	Peak	150	1.2	v	28.1	3.4	30.0	108.8		
2484.00	99.3	Peak	270	1.8	h	28.1	3.4	30.0	100.8		
2484.00	104.0	Avg	150	1.2	V	28.1	3.4	30.0	105.5		
2484.00	95.5	Avg	270	1.8	h	28.1	3.4	30.0	97.0		
2402.00	88.2	Peak	30	1.0	v	28.1	3.4	30.0	89.6		
2402.00	82.7	Peak	270	1.5	h	28.1	3.4	30.0	84.1		
2402.00	86.7	Avg	30	1.0	v	28.1	3.4	30.0	88.1		
2402.00	82.3	Avg	270	1.5	h	28.1	3.4	30.0	83.8		
7452.00	31.7	Avg	180	1.8	v	35.1	5.6	30.0	42.4	54	-11.6
7452.00	31.5	Avg	30	1.5	h	35.1	5.6	30.0	42.2	54	-11.8
7206.00	30.7	Avg	30	1.0	v	35.1	5.6	30.0	41.4	54	-12.6
7206.00	30.5	Avg	300	1.8	h	35.1	5.6	30.0	41.2	54	-12.8
7452.00	46.0	Peak	180	1.8	v	35.1	5.6	30.0	56.7	74	-17.3
7452.00	45.7	Peak	30	1.5	h	35.1	5.6	30.0	56.4	74	-17.6
7206.00	45.6	Peak	30	1.0	v	35.1	5.6	30.0	56.3	74	-17.7
7206.00	45.0	Peak	300	1.8	h	35.1	5.6	30.0	55.7	74	-18.3
4804.00	27.3	Avg	0	1.5	v	32.5	4.9	30.0	34.7	54	-19.3
4968.00	27.0	Avg	0	1.2	v	32.5	4.9	30.0	34.4	54	-19.6
4804.00	27.0	Avg	90	1.8	h	32.5	4.9	30.0	34.4	54	-19.6
4968.00	26.8	Avg	300	1.5	h	32.5	4.9	30.0	34.2	54	-19.8
4968.00	40.2	Peak	0	1.2	v	32.5	4.9	30.0	47.6	74	-26.4
4804.00	40.2	Peak	90	1.8	h	32.5	4.9	30.0	47.6	74	-26.4
4804.00	40.0	Peak	0	1.5	v	32.5	4.9	30.0	47.4	74	-26.6
4968.00	39.8	Peak	300	1.5	h	32.5	4.9	30.0	47.2	74	-26.8

4.9.5 T60H677 802.11b transmitted with T60M665 Bluetooth Mid Channel (2441MHz), (15.247)

INDICATED			TABLE	ANTENNA		CORRECTION FACTOR			CORRECTED AMPLITUDE	FCC 15 SUBPART C	
Frequency	Ampl.	Comments		Angle	Height	Polar	Antenna	Cable		Amp.	Corr. Ampl.
MHz	dBµV/m			Degree	Meter	H/ V	dBµV/m	DB	DB	dBµV/m	dBµV/m
Low Channel, 30MHz-25GHz											
2412.00	108.7	Peak	180	1.0	v	28.1	3.4	30.0	110.1		
2412.00	102.5	Peak	180	2.0	h	28.1	3.4	30.0	104.0		
2412.00	104.5	Avg	180	1.0	v	28.1	3.4	30.0	106.0		
2412.00	99.2	Avg	180	2.0	h	28.1	3.4	30.0	100.6		
2441.00	85.8	Peak	330	1.8	v	28.1	3.4	30.0	87.3		
2441.00	84.0	Peak	60	1.0	h	28.1	3.4	30.0	85.5		
2441.00	83.2	Avg	330	1.8	v	28.1	3.4	30.0	84.7		
2441.00	81.8	Avg	60	1.0	h	28.1	3.4	30.0	83.3		
7236.00	31.7	Avg	150	2.0	h	35.1	5.6	30.0	42.4	54	-11.6
7236.00	31.3	Avg	90	1.2	v	35.1	5.6	30.0	42.0	54	-12.0
7323.00	30.9	Avg	220	1.5	h	35.1	5.6	30.0	41.6	54	-12.4
7323.00	30.7	Avg	330	2.0	v	35.1	5.6	30.0	41.4	54	-12.6
7236.00	45.6	Peak	150	2.0	h	35.1	5.6	30.0	56.3	74	-17.7
7323.00	45.6	Peak	220	1.5	h	35.1	5.6	30.0	56.3	74	-17.7
7236.00	45.5	Peak	90	1.2	v	35.1	5.6	30.0	56.2	74	-17.8
7323.00	45.1	Peak	330	2.0	v	35.1	5.6	30.0	55.8	74	-18.2
4824.00	27.3	Avg	180	1.5	h	32.5	4.9	30.0	34.7	54	-19.3
4824.00	27.2	Avg	30	1.0	v	32.5	4.9	30.0	34.6	54	-19.4
4882.00	27.1	Avg	45	1.8	v	32.5	4.9	30.0	34.5	54	-19.5
4882.00	27.1	Avg	0	1.2	h	32.5	4.9	30.0	34.5	54	-19.5
4824.00	40.8	Peak	30	1.0	v	32.5	4.9	30.0	48.2	74	-25.8
4824.00	40.3	Peak	180	1.5	h	32.5	4.9	30.0	47.7	74	-26.3
4882.00	40.2	Peak	45	1.8	v	32.5	4.9	30.0	47.6	74	-26.4
4882.00	40.0	Peak	0	1.2	h	32.5	4.9	30.0	47.4	74	-26.6

Mid Channel, 30MHz-25GHz											
2442.00	102.2	Peak	150	1.5	v	28.1	3.4	30.0	103.6		
2442.00	100.2	Peak	270	1.6	h	28.1	3.4	30.0	101.6		
2442.00	97.5	Avg	150	1.5	V	28.1	3.4	30.0	99.0		
2442.00	95.3	Avg	270	1.6	h	28.1	3.4	30.0	96.8		
2613.84	44.2	Avg	180	1.0	v	29.0	3.7	30.0	46.8	54	-7.2
7326.00	31.1	Avg	0	1.2	h	35.1	5.6	30.0	41.8	54	-12.2
7326.00	31.0	Avg	180	1.2	v	35.1	5.6	30.0	41.7	54	-12.3
7326.00	46.1	Peak	0	1.2	h	35.1	5.6	30.0	56.8	74	-17.2
7326.00	45.2	Peak	180	1.2	v	35.1	5.6	30.0	55.9	74	-18.1
2613.84	51.8	Peak	180	1.0	v	29.0	3.7	30.0	54.5	74	-19.5
4884.00	27.0	Avg	180	1.2	v	32.5	4.9	30.0	34.4	54	-19.6
4884.00	26.9	Avg	330	1.5	h	32.5	4.9	30.0	34.3	54	-19.7
4884.00	40.6	Peak	180	1.2	v	32.5	4.9	30.0	48.0	74	-26.0
4884.00	40.2	Peak	330	1.5	h	32.5	4.9	30.0	47.6	74	-26.4
High Channel, 30MHz-25GHz											
2484.00	104.5	Peak	180	1.0	v	28.1	3.4	30.0	106.0		
2484.00	100.2	Peak	180	1.5	h	28.1	3.4	30.0	101.6		
2484.00	100.0	Avg	180	1.0	V	28.1	3.4	30.0	101.5		
2484.00	96.8	Avg	180	1.5	h	28.1	3.4	30.0	98.3		
2441.00	89.0	Peak	0	1.5	v	28.1	3.4	30.0	90.5		
2441.00	81.2	Peak	250	1.8	h	28.1	3.4	30.0	82.6		
2441.00	88.5	Avg	0	1.5	v	28.1	3.4	30.0	90.0		
2441.00	80.0	Avg	250	1.8	h	28.1	3.4	30.0	81.5		
7452.00	31.3	Avg	330	1.0	v	35.1	5.6	30.0	42.0	54	-12.0
7452.00	31.0	Avg	180	1.8	h	35.1	5.6	30.0	41.7	54	-12.3
7323.00	31.0	Avg	0	1.2	v	35.1	5.6	30.0	41.7	54	-12.3
7323.00	29.8	Avg	270	2.0	h	35.1	5.6	30.0	40.5	54	-13.5
7452.00	45.6	Peak	330	1.0	v	35.1	5.6	30.0	56.3	74	-17.7
7323.00	45.6	Peak	0	1.2	v	35.1	5.6	30.0	56.3	74	-17.7
7452.00	45.4	Peak	180	1.8	h	35.1	5.6	30.0	56.1	74	-17.9
7323.00	45.1	Peak	270	2.0	h	35.1	5.6	30.0	55.8	74	-18.2
4968.00	27.4	Avg	0	1.2	v	32.5	4.9	30.0	34.8	54	-19.2
4882.00	27.2	Avg	300	1.8	h	32.5	4.9	30.0	34.6	54	-19.4
4882.00	27.1	Avg	30	1.2	v	32.5	4.9	30.0	34.5	54	-19.5
4968.00	27.0	Avg	150	1.5	h	32.5	4.9	30.0	34.4	54	-19.6
4968.00	40.8	Peak	0	1.2	v	32.5	4.9	30.0	48.2	74	-25.8
4882.00	40.3	Peak	30	1.2	v	32.5	4.9	30.0	47.7	74	-26.3
4968.00	40.2	Peak	150	1.5	h	32.5	4.9	30.0	47.6	74	-26.4
4882.00	40.0	Peak	300	1.8	h	32.5	4.9	30.0	47.4	74	-26.6

4.9.6 T60H677 802.11b transmitted with T60M665 Bluetooth Mid Channel (2480MHz), (15.247)

INDICATED			TABLE	ANTENNA		CORRECTION FACTOR			CORRECTED AMPLITUDE Corr. Ampl. dBµV/m	FCC 15 SUBPART C	
Frequency MHz	Ampl. dBµV/m	Comments		Angle Degree	Height Meter	Polar H/V	Antenna dBµV/m	Cable DB		Amp. DB	Limit dBµV/m
Low Channel, 30MHz-25GHz											
2412.00	107.0	Peak	0	1.5	v	28.1	3.4	30.0	108.5		
2412.00	103.3	Peak	270	1.8	h	28.1	3.4	30.0	104.8		
2412.00	102.8	Avg	0	1.5	V	28.1	3.4	30.0	104.3		
2412.00	99.8	Avg	270	1.8	h	28.1	3.4	30.0	101.3		
2480.00	87.0	Peak	0	1.0	v	28.1	3.4	30.0	88.5		
2480.00	83.3	Peak	300	1.5	h	28.1	3.4	30.0	84.8		
2480.00	86.5	Avg	0	1.0	v	28.1	3.4	30.0	88.0		
2480.00	81.3	Avg	300	1.5	h	28.1	3.4	30.0	82.8		
7236.00	32.1	Avg	330	1.8	h	35.1	5.6	30.0	42.8	54	-11.2
7236.00	31.7	Avg	30	1.5	v	35.1	5.6	30.0	42.4	54	-11.6
7440.00	31.5	Avg	0	1.0	v	35.1	5.6	30.0	42.2	54	-11.8
7440.00	31.5	Avg	330	1.5	h	35.1	5.6	30.0	42.2	54	-11.8
7236.00	46.0	Peak	30	1.5	v	35.1	5.6	30.0	56.7	74	-17.3
7236.00	45.3	Peak	330	1.8	h	35.1	5.6	30.0	56.0	74	-18.0
7440.00	45.0	Peak	0	1.0	v	35.1	5.6	30.0	55.7	74	-18.3
7440.00	44.8	Peak	330	1.5	h	35.1	5.6	30.0	55.5	74	-18.5
4824.00	27.4	Avg	300	1.5	h	32.5	4.9	30.0	34.8	54	-19.2
4824.00	27.3	Avg	90	1.2	v	32.5	4.9	30.0	34.7	54	-19.3
4960.00	27.2	Avg	45	1.0	v	32.5	4.9	30.0	34.6	54	-19.4
4960.00	26.9	Avg	180	1.8	h	32.5	4.9	30.0	34.3	54	-19.7
4824.00	41.0	Peak	90	1.2	v	32.5	4.9	30.0	48.4	74	-25.6
4824.00	40.2	Peak	300	1.5	h	32.5	4.9	30.0	47.6	74	-26.4
4960.00	40.2	Peak	45	1.0	v	32.5	4.9	30.0	47.6	74	-26.4
4960.00	39.8	Peak	180	1.8	h	32.5	4.9	30.0	47.2	74	-26.8

Mid Channel, 30MHz-25GHz											
2442.00	106.3	Peak	0	2.2	v	28.1	3.4	30.0	107.8		
2442.00	101.5	Peak	100	1.5	h	28.1	3.4	30.0	103.0		
2442.00	102.3	Avg	0	2.2	V	28.1	3.4	30.0	103.8		
2442.00	97.2	Avg	100	1.5	h	28.1	3.4	30.0	98.6		
2480.00	88.0	Peak	0	1.5	v	28.1	3.4	30.0	89.5		
2480.00	82.2	Peak	300	1.5	h	28.1	3.4	30.0	83.6		
2480.00	87.0	Avg	0	1.5	v	28.1	3.4	30.0	88.5		
2480.00	81.3	Avg	300	1.5	h	28.1	3.4	30.0	82.8		
7326.00	31.3	Avg	30	2.0	v	35.1	5.6	30.0	42.0	54	-12.0
7440.00	31.2	Avg	60	1.8	v	35.1	5.6	30.0	41.9	54	-12.1
7326.00	30.8	Avg	150	1.8	h	35.1	5.6	30.0	41.5	54	-12.5
7440.00	30.7	Avg	150	1.5	h	35.1	5.6	30.0	41.4	54	-12.6
7440.00	45.5	Peak	60	1.8	v	35.1	5.6	30.0	56.2	74	-17.8
7326.00	45.2	Peak	30	2.0	v	35.1	5.6	30.0	55.9	74	-18.1
7440.00	45.1	Peak	150	1.5	h	35.1	5.6	30.0	55.8	74	-18.2
7326.00	44.6	Peak	150	1.8	h	35.1	5.6	30.0	55.3	74	-18.7
4960.00	27.2	Avg	0	1.2	v	32.5	4.9	30.0	34.6	54	-19.4
4960.00	27.1	Avg	330	2.0	h	32.5	4.9	30.0	34.5	54	-19.5
4884.00	27.0	Avg	330	1.8	v	32.5	4.9	30.0	34.4	54	-19.6
4884.00	26.8	Avg	150	1.5	h	32.5	4.9	30.0	34.2	54	-19.8
4884.00	41.2	Peak	330	1.8	v	32.5	4.9	30.0	48.6	74	-25.4
4960.00	41.0	Peak	0	1.2	v	32.5	4.9	30.0	48.4	74	-25.6
4884.00	40.5	Peak	150	1.5	h	32.5	4.9	30.0	47.9	74	-26.1
4960.00	40.5	Peak	330	2.0	h	32.5	4.9	30.0	47.9	74	-26.1
High Channel, 1-50GHz											
2484.00	103.7	Peak	330	2.0	v	28.1	3.4	30.0	105.1		
2484.00	98.0	Peak	100	1.5	h	28.1	3.4	30.0	99.5		
2484.00	100.7	Avg	330	2.0	V	28.1	3.4	30.0	102.1		
2484.00	93.5	Avg	100	1.5	h	28.1	3.4	30.0	95.0		
7452.00	31.0	Avg	30	2.0	v	35.1	5.6	30.0	41.7	54	-12.3
7452.00	29.8	Avg	120	1.8	h	35.1	5.6	30.0	40.5	54	-13.5
7452.00	45.8	Peak	30	2.0	v	35.1	5.6	30.0	56.5	74	-17.5
7452.00	45.0	Peak	120	1.8	h	35.1	5.6	30.0	55.7	74	-18.3
4968.00	27.0	Avg	90	1.8	v	32.5	4.9	30.0	34.4	54	-19.6
4968.00	26.9	Avg	220	1.5	h	32.5	4.9	30.0	34.3	54	-19.7
4968.00	40.8	Peak	220	1.5	h	32.5	4.9	30.0	48.2	74	-25.8
4968.00	40.6	Peak	90	1.8	v	32.5	4.9	30.0	48.0	74	-26.0
Unwanted Emission, 30 – 1000MHz											
162.51	49.8	/	330	1.5	h	11.5	2.2	25.0	38.5	43.5	-5.0
130.77	47.5	/	270	1.0	h	11.5	2.2	25.0	36.2	43.5	-7.3
223.95	45.8	/	330	1.2	v	11.8	2.2	25.0	34.8	46	-11.2
320.83	43.0	/	0	1.5	h	11.8	2.2	25.0	32.0	46	-14.0
384.05	40.8	/	270	1.8	v	13.7	2.1	25.0	31.6	46	-14.4
450.33	37.8	/	90	1.0	v	13.7	2.1	25.0	28.6	46	-17.4

5 - CONDUCTED EMISSIONS

5.1 Measurement Uncertainty

All measurements involve certain levels of uncertainties. The factors contributing to uncertainties are spectrum analyzer, cable loss, and LISN.

Based on NIS 81, The Treatment of Uncertainty in EMC Measurements, the best estimate of the uncertainty of any conducted emissions measurement at BACL is ± 2.4 dB.

5.2 EUT Setup

The measurement was performed at the shield room, using the same setup per ANSI C63.4-1992 measurement procedure. The specification used was FCC 15 Subpart B limits.

The spacing between the peripherals was 10 centimeters.

External I/O cables were draped along the edge of the test table and bundle when necessary.

The host PC system was connected with 110Vac/60Hz power source.

5.3 Spectrum Analyzer Setup

The spectrum analyzer was set with the following configurations during the conduction test:

Start Frequency	150 kHz
Stop Frequency	30 MHz
Sweep Speed.....	Auto
IF Bandwidth.....	10 kHz
Video Bandwidth	10 kHz
Quasi-Peak Adapter Bandwidth.....	9 kHz
Quasi-Peak Adapter Mode.....	Normal

5.4 Test Procedure

During the conducted emission test, the power cord of the host system was connected to the auxiliary outlet of the first LISN.

Maximizing procedure was performed on the six (6) highest emissions of each modes tested to ensure EUT is compliant with all installation combination.

All data was recorded in the peak detection mode. Quasi-peak readings were only performed when an emission was found to be marginal (within -4 dB μ V of specification limits). Quasi-peak readings are distinguished with a "Qp".

5.5 Summary of Test Results

According to the data in section 11.6, the EUT complies with the FCC Conducted margin for a Class B device, with the *worst* margin reading of:

- 2.7 dBµV at 0.150 MHz in the Line mode, Antenna ZI1S
- 10.0 dBµV at 8.900 MHz in the Line mode, Antenna BY27
- 11.6 dBµV at 0.177 MHz in the Neutral mode, Antenna ZG1S

5.6 Conducted Emissions Test Data

5.6.1 Test Data for antenna ZI1S

LINE CONDUCTED EMISSIONS				FCC PART 15 CLASS B	
Frequency MHz	Amplitude dBµV	Detector Qp/Ave/Peak	Phase Line/Neutral	Limit dBµV	Margin dB
0.150	63.3	QP	Line	66	-2.7
0.150	54.8	QP	Neutral	66	-11.3
0.150	44.0	AVE	Line	56	-12.0
0.650	32.5	AVE	Neutral	46	-13.5
11.450	35.0	AVE	Neutral	50	-15.0
11.550	34.5	AVE	Line	50	-15.5
2.550	29.0	AVE	Line	46	-17.0
11.450	41.5	QP	Neutral	60	-18.5
0.650	37.4	QP	Neutral	56	-18.6
11.550	40.9	QP	Line	60	-19.1
0.150	35.9	AVE	Neutral	56	-20.1
2.550	35.9	QP	Line	56	-20.1

5.6.2 Test Data for antenna BY27

LINE CONDUCTED EMISSIONS				FCC PART 15 CLASS B	
Frequency MHz	Amplitude dBμV	Detector Qp/Ave/Peak	Phase Line/Neutral	Limit dBμV	Margin dB
8.900	40.0	AVE	Line	50	-10.0
8.900	39.4	AVE	Neutral	50	-10.6
9.200	47.5	QP	Line	60	-12.5
9.200	46.9	QP	Neutral	60	-13.1
0.150	46.0	QP	Neutral	66	-20.0
0.210	32.5	AVE	Neutral	53	-20.5
0.150	44.2	QP	Line	66	-21.8
1.018	23.8	AVE	Line	46	-22.2
0.150	33.7	AVE	Neutral	56	-22.3
0.150	33.7	AVE	Line	56	-22.3
0.210	35.5	QP	Neutral	63	-27.5
1.018	26.0	QP	Line	56	-30.0

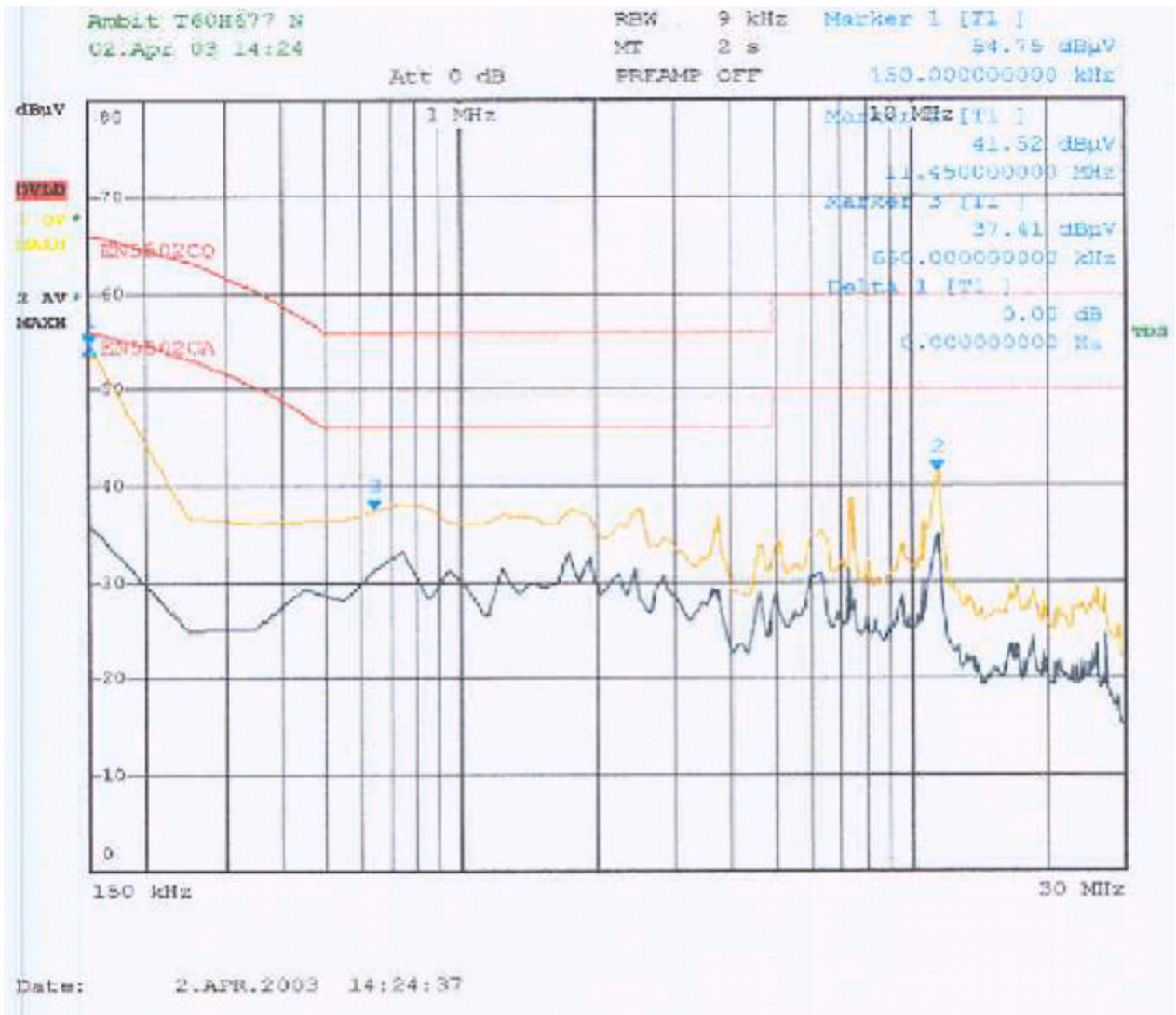
5.6.3 Test Data for antenna ZG1S

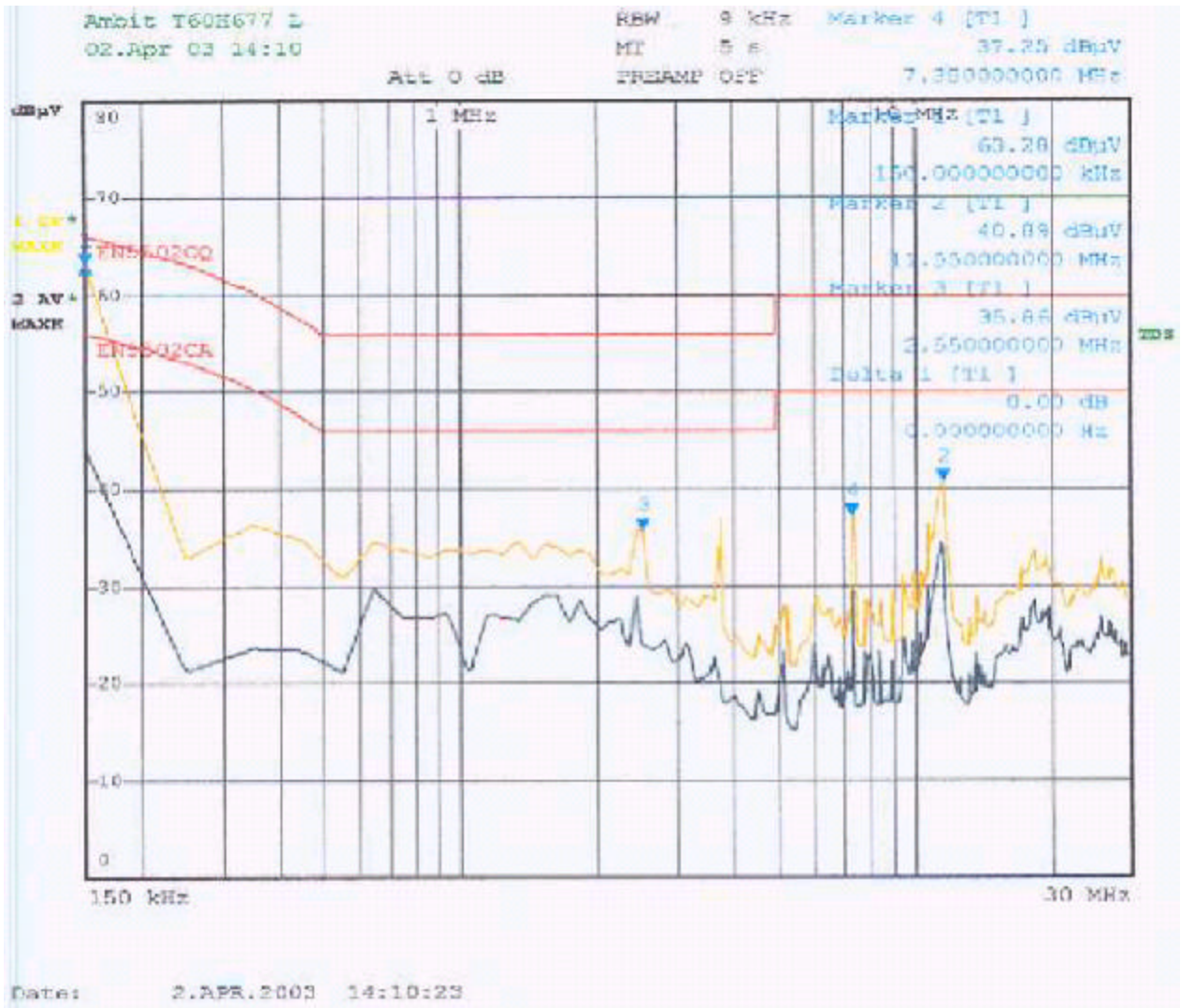
LINE CONDUCTED EMISSIONS				FCC PART 15 CLASS B	
Frequency MHz	Amplitude dBμV	Detector Qp/Ave/Peak	Phase Line/Neutral	Limit dBμV	Margin dB
0.177	52.9	QP	Neutral	64.5	-11.6
0.681	44.4	QP	Neutral	56	-11.6
0.627	43.8	QP	Line	56	-12.2
1.684	42.8	QP	Line	56	-13.2
1.207	32.4	AVE	Line	46	-13.6
1.585	41.9	QP	Neutral	56	-14.1
0.177	47.9	QP	Line	64.5	-16.7
0.177	36.3	AVE	Neutral	54.5	-18.2
13.900	31.8	AVE	Line	50	-18.2
12.400	31.7	AVE	Neutral	50	-18.3
13.800	31.5	AVE	Neutral	50	-18.5
0.177	32.3	AVE	Line	54.5	-22.3

5.7 Plot of Conducted Emissions Test Data

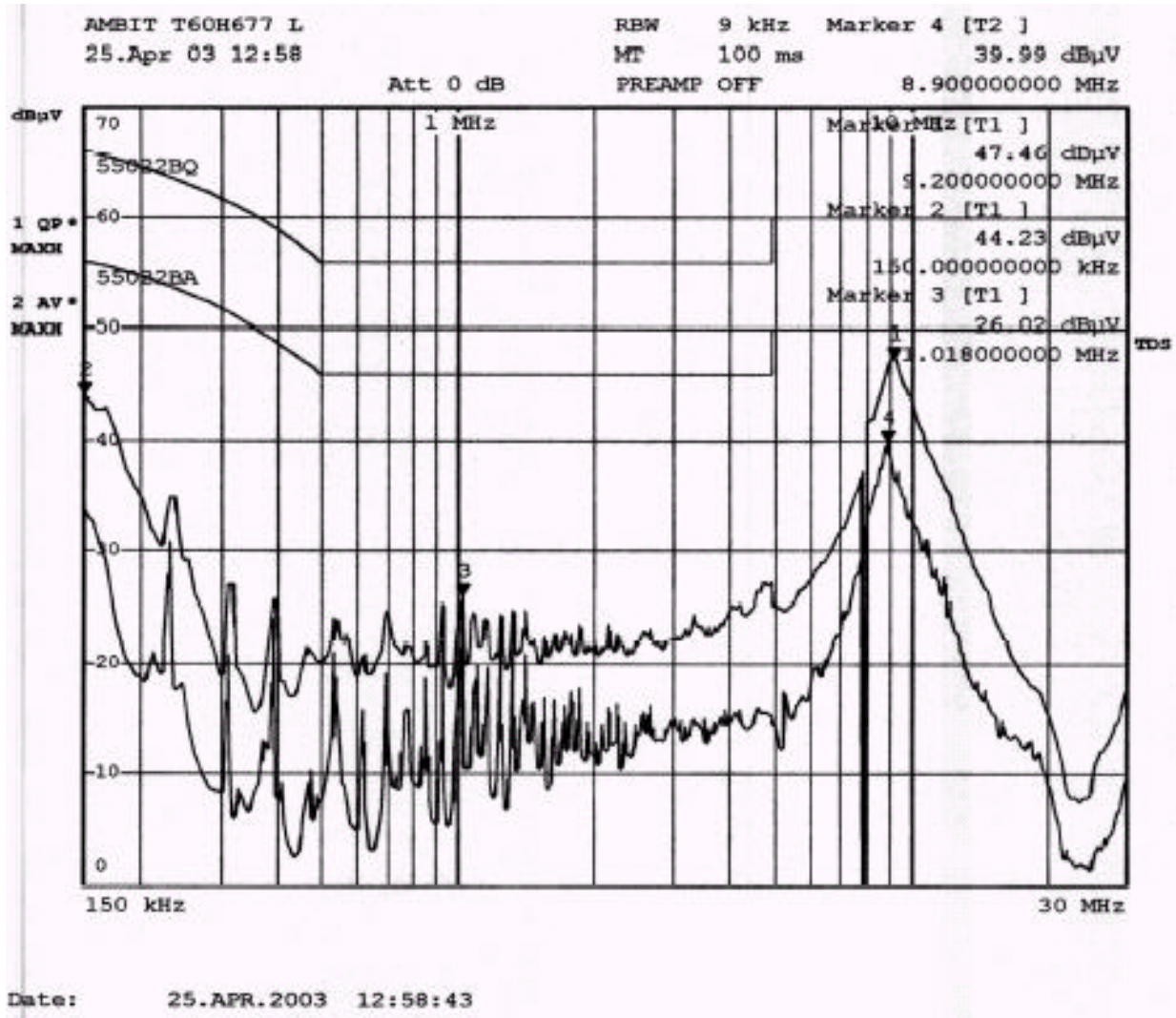
Plot(s) of Conducted Emissions Test Data is presented hereinafter as reference.

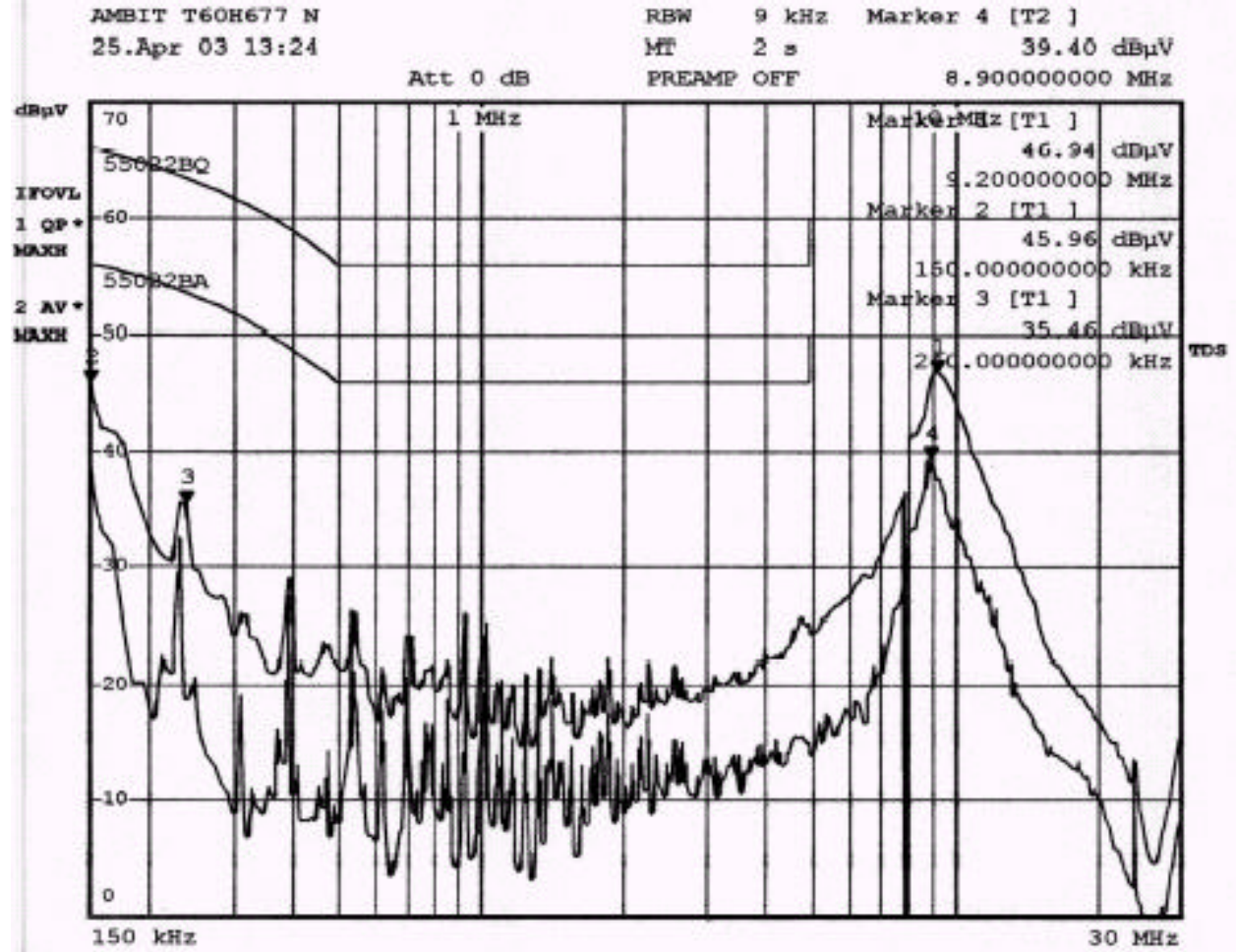
Plots for Antenna ZIIS





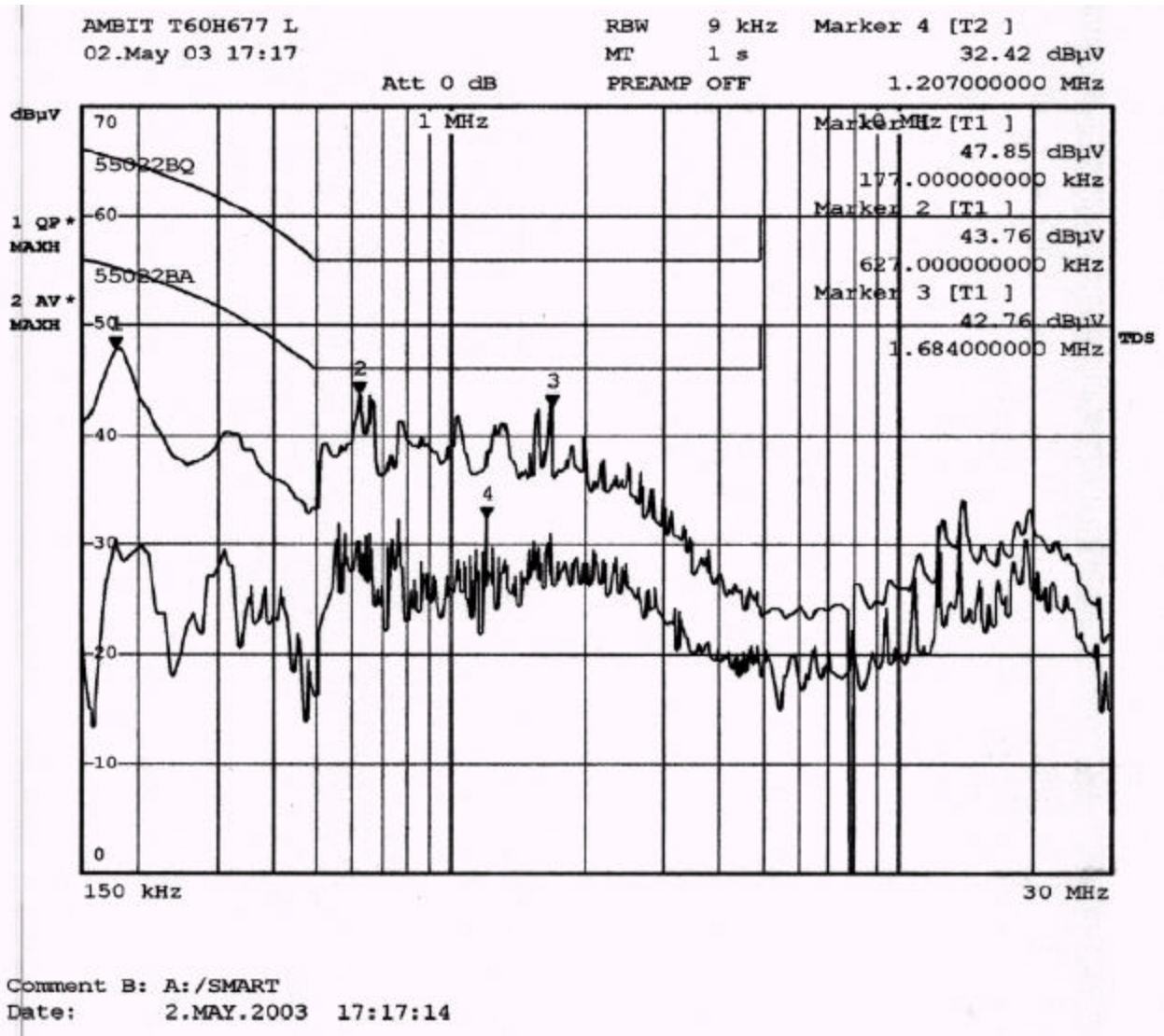
Plots for Antenna BY27

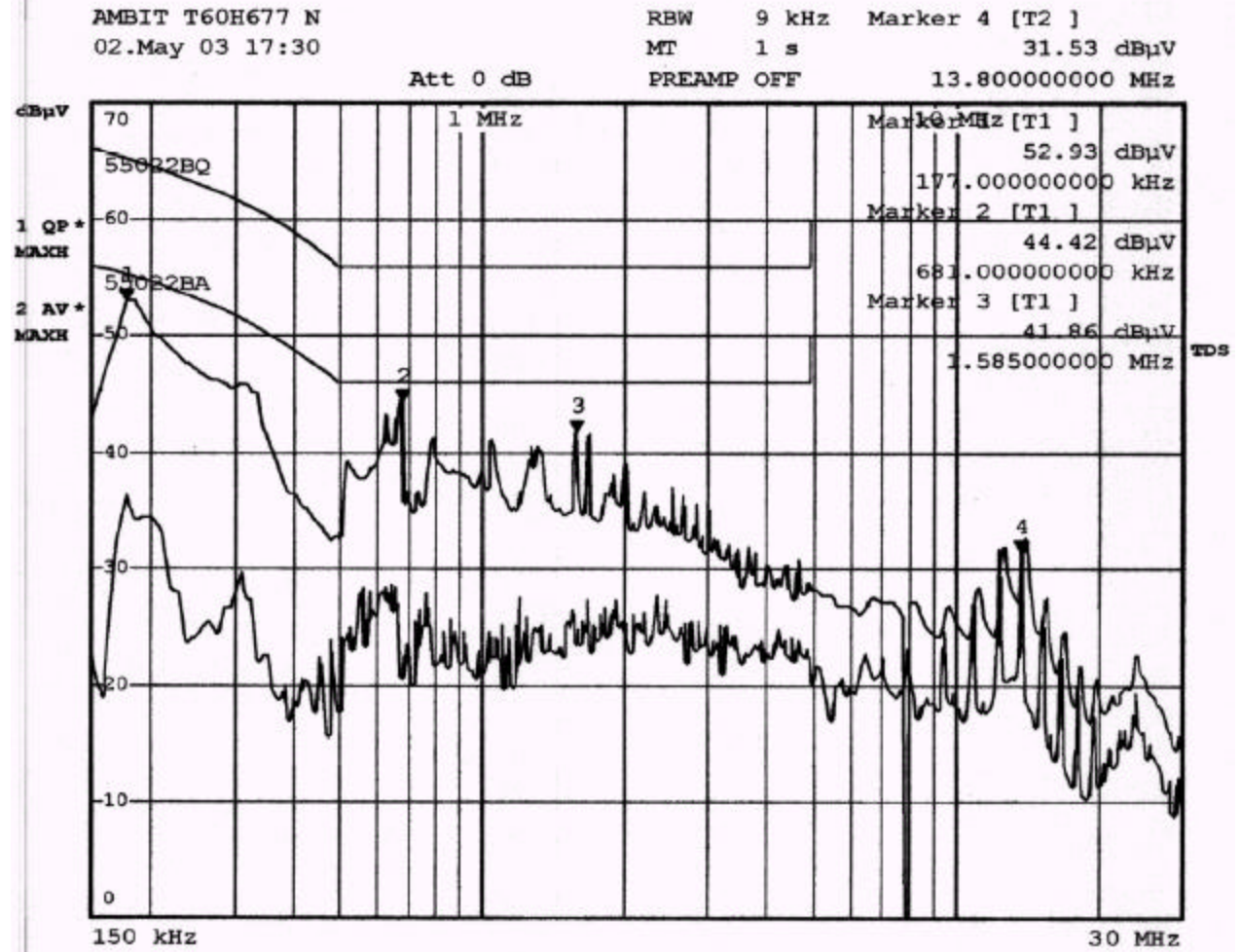




Date: 25.APR.2003 13:24:50

Plots for Antenna ZG1S





Comment B: A:/SMART
Date: 2.MAY.2003 17:30:34