

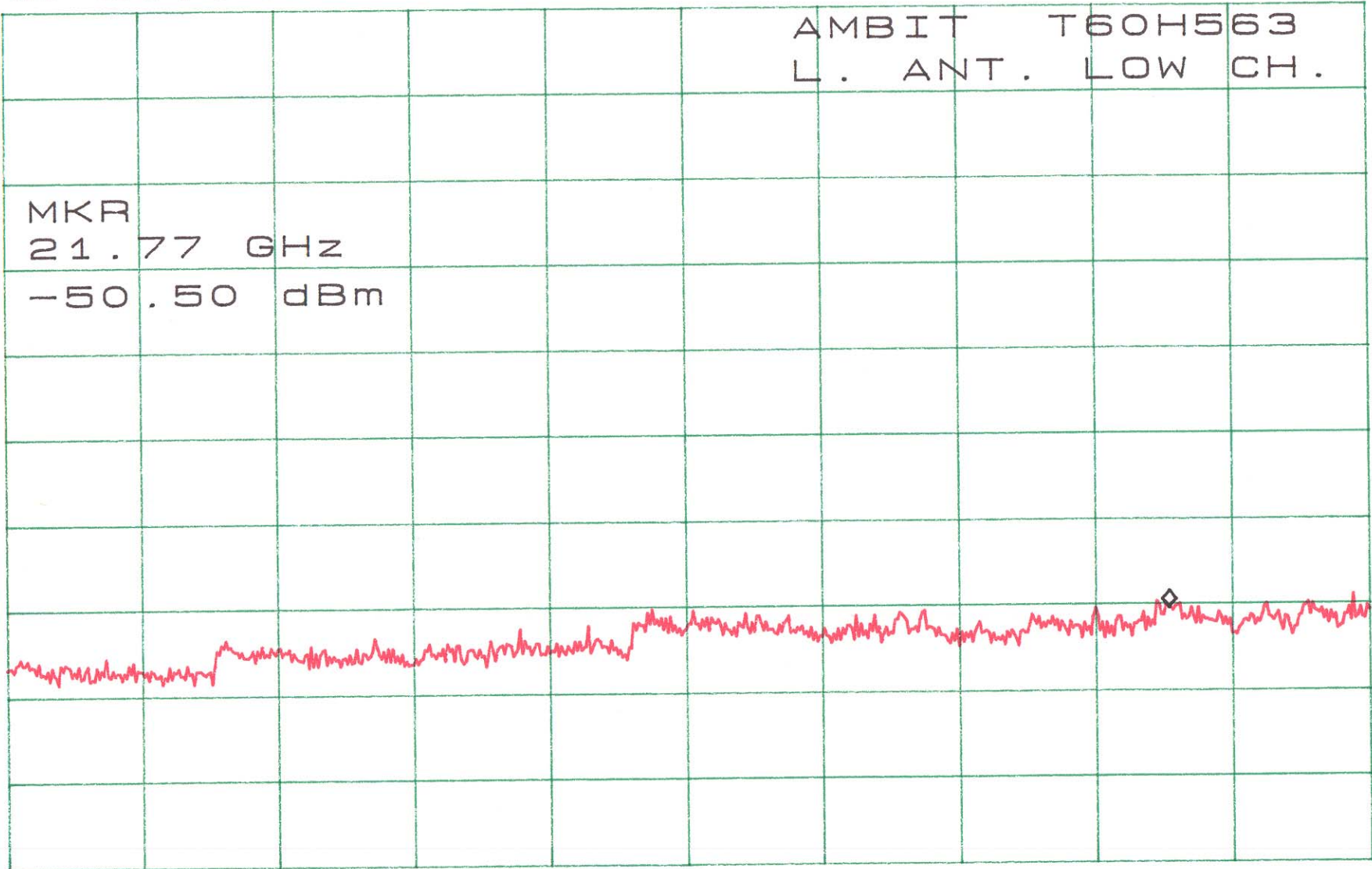
ATTEN 30dB
RL 20.0dBm

10dB/

MKR -50.50dBm
21.77GHz

AMBIT T60H563
L. ANT. LOW CH.

MKR
21.77 GHz
-50.50 dBm



START 3.00GHz

STOP 25.00GHz

*RBW 100kHz

VBW 100kHz

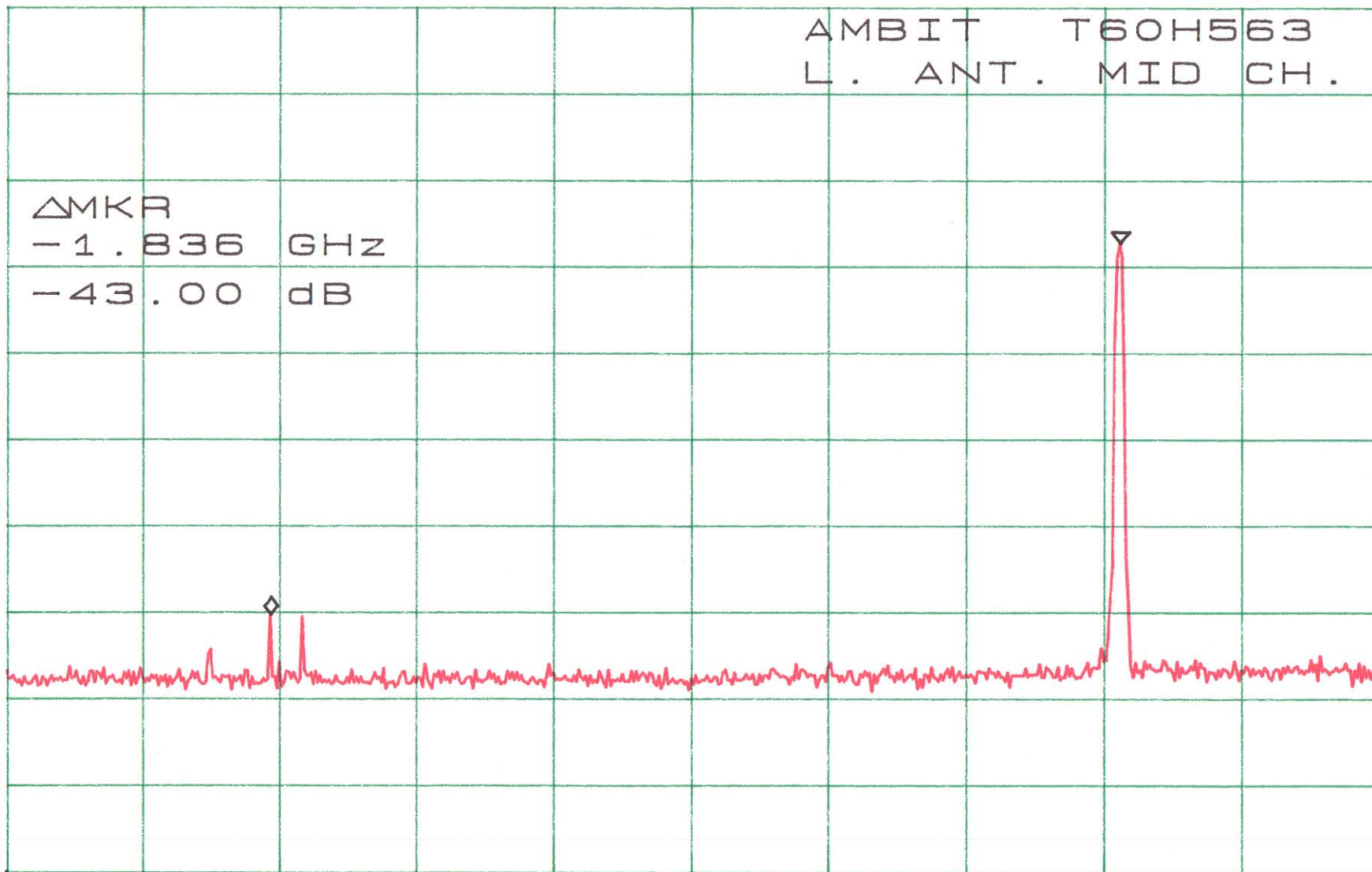
*SWP 5.50sec

ATTEN 30dB
RL 20.0dBm

10dB/

Δ MKR -43.00dB
-1.836GHz

AMBIT T60H563
L. ANT. MID CH.



Δ MKR
-1.836 GHz
-43.00 dB

START 30MHz
*RBW 100kHz

VBW 100kHz

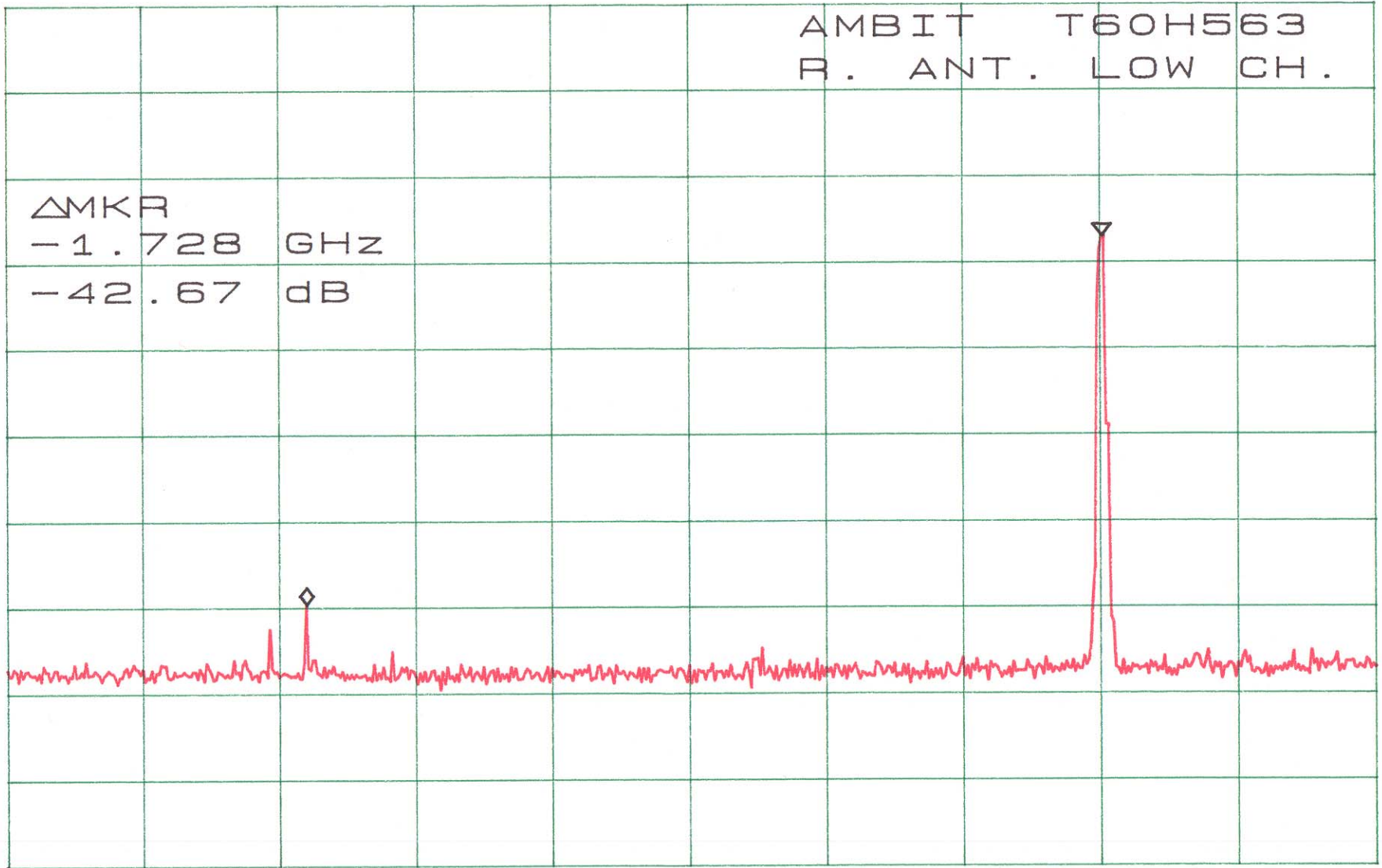
STOP 3.000GHz
*SWP 5.50sec

ATTEN 30dB
RL 20.0dBm

10dB/

Δ MKR -42.67dB
-1.728GHz

AMBIT T60H563
R. ANT. LOW CH.



Δ MKR
-1.728 GHz
-42.67 dB

START 30MHz
*RBW 100kHz

VBW 100kHz

STOP 3.000GHz

*SWP 5.50sec

ATTEN 30dB
RL 20.0dBm

10dB/

Δ MKR -46.00dB
-1.856GHz

AMBIT T60H563
R. ANT. HIGH CH.



Δ MKR
-1.856 GHz
-46.00 dB

START 30MHz
*RBW 100kHz

VBW 100kHz

STOP 3.000GHz
*SWP 5.50sec

