

ATTEN 30dB  
RL 20.0dBm

$\Delta$ MKR . 66dB  
673kHz



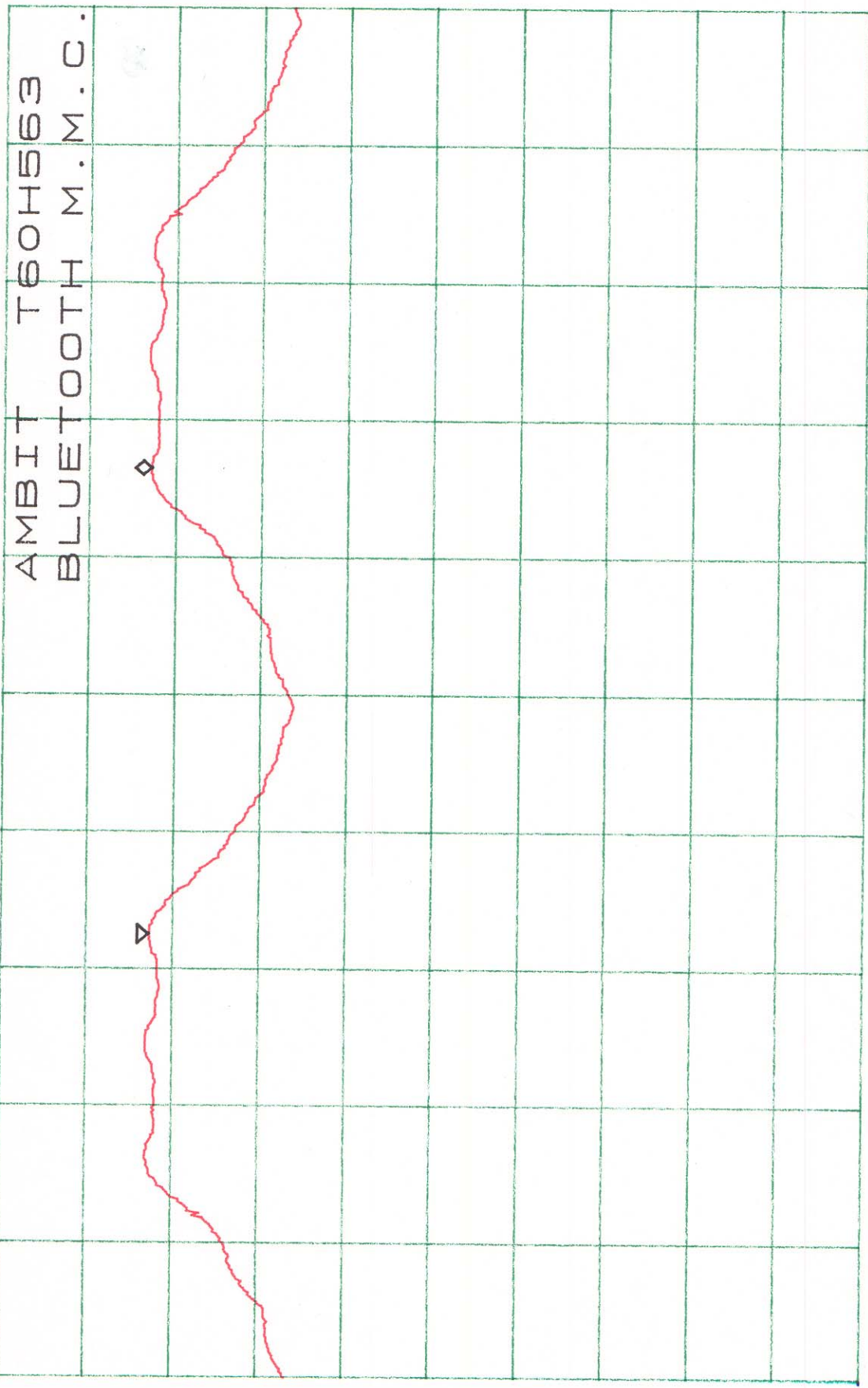
CENTER 2.412500GHZ  
\*RBW 100KHZ VBW 100KHZ

SPAN 2.000MHZ  
SWP 50.0ms

ATTEN 30dB  
RL 20.0dBm

ΔMKR 0dB  
680kHz

10dB/

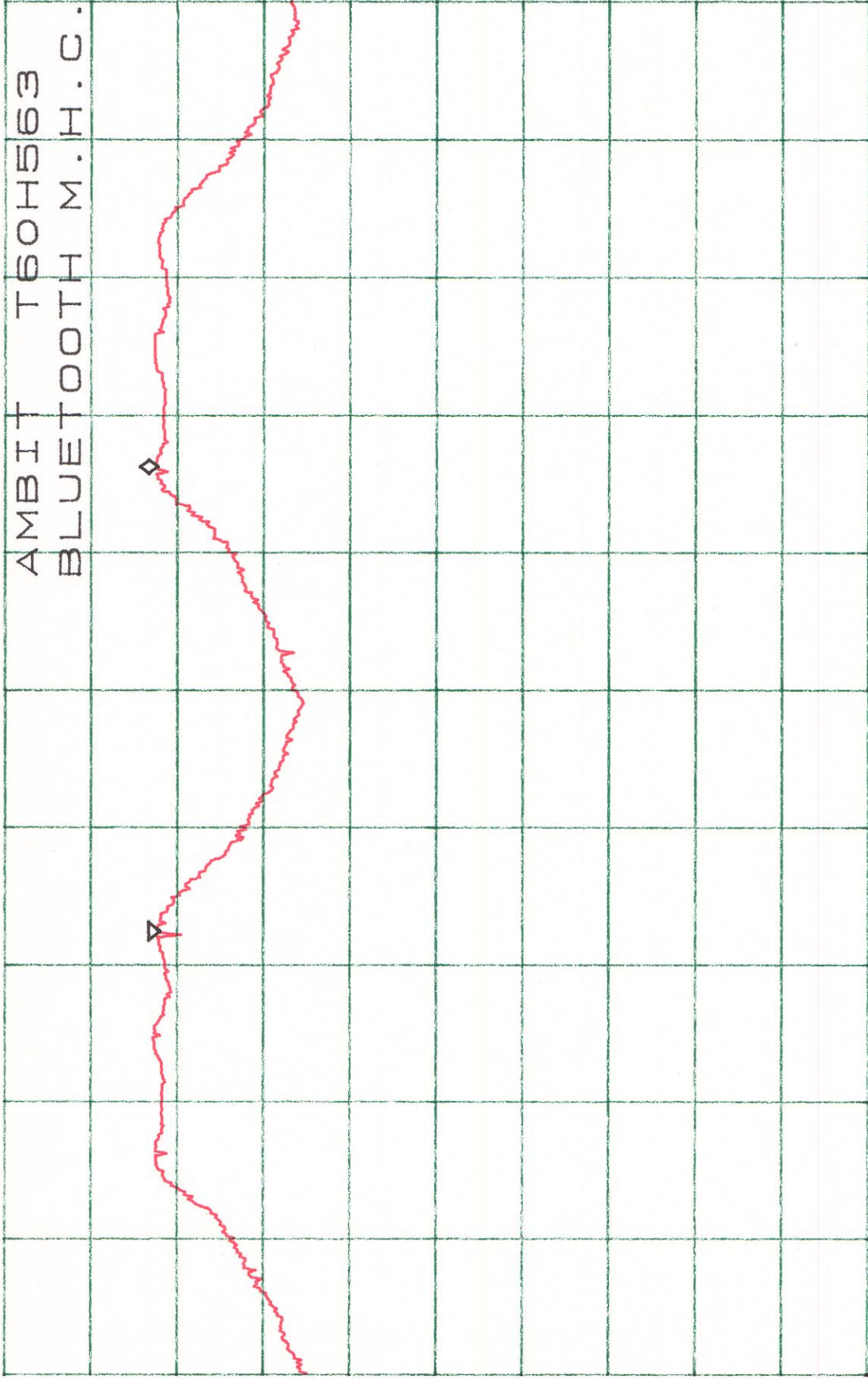


CENTER 2.441500GHZ  
\*RBW 100KHZ VBW 100KHZ

SPAN 2.000MHZ  
SWP 50.0ms

ATTEN 30dB  
RL 20.0dBm

$\Delta$ MKRA .33dB  
677kHz



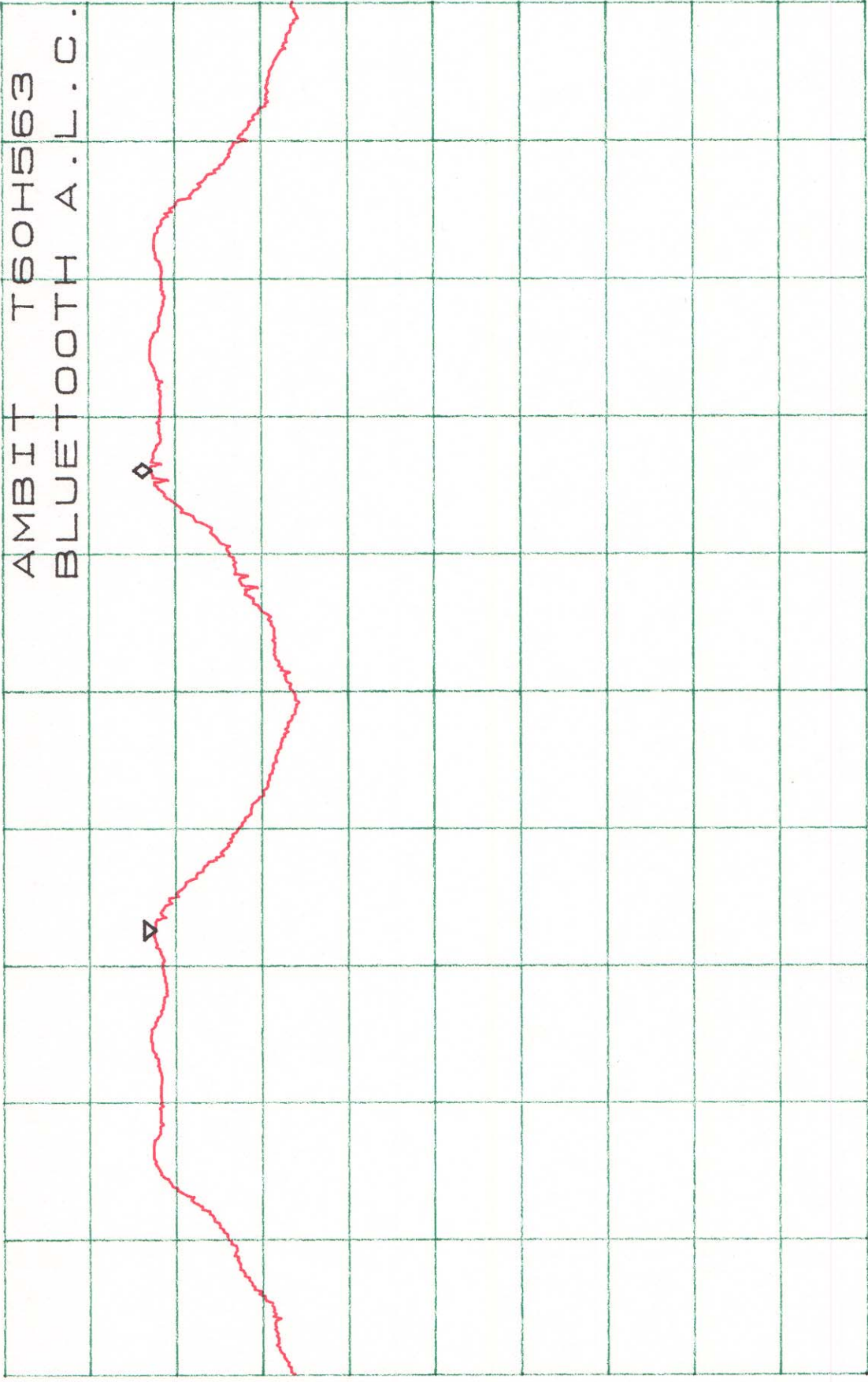
CENTER 2.462500GHZ  
\*RBW 100KHZ VBW 100KHZ

SPAN 2.000MHZ  
SWP 50.0ms



ATTEN 30dB  
RL 20.0dBm

$\Delta$ MKR .50dB  
670kHz



CENTER 2.412500GHZ

SPAN 2.000MHZ

\*RBW 100KHZ

VBW 100KHZ

SWP 50.0ms

ATTEN 30dB  
RL 20.0dBm

ΔMKR 0dB  
680kHz



AMBIT T60H563  
BLUETOOTH A.M.C.

CENTER 2.441500GHZ  
\*RBW 100KHZ VBW 100KHZ

SPAN 2.000MHZ  
SWP 50.0ms

ATTEN 30dB  
RL 20.0dBm

$\Delta$ MKR .17dB  
673kHz



CENTER 2.462500GHZ

SPAN 2.000MHZ

\*RBW 100KHZ

VBW 100KHZ

SWP 50.0ms