


11. SETUP PHOTOS

ANTENNA PORT CONDUCTED RF MEASUREMENT SETUP

ANTENNA PORT CONDUCTED PHOTO (802.11)



ANTENNA PORT CONDUCTED PHOTO (802.11 bg)



RADIATED RF MEASUREMENT SETUP FOR PORTABLE CONFIGURATION



TWL-001 HOST



WORST POSITION; X-AXIS with AC ADAPTER



UTL-001 HOST





WORST POSITION; X-AXIS with AC ADAPTER



POWERLINE CONDUCTED EMISSIONS MEASUREMENT SETUP

TWL-001 HOST



UTL-001 HOST

LINE CONDUCTED FRONT PHOTO



LINE CONDUCTED BACK PHOTO



END OF REPORT