

### 802.11 n (HT40) Chain C CH38 5190MHz

RBW / VBW : 100.00k/100.00k  
RL OFFSET : 22.00dB SWP : 10s  
Limit : -23.83dBm

MKR -42.00dBm  
36.734866GHz

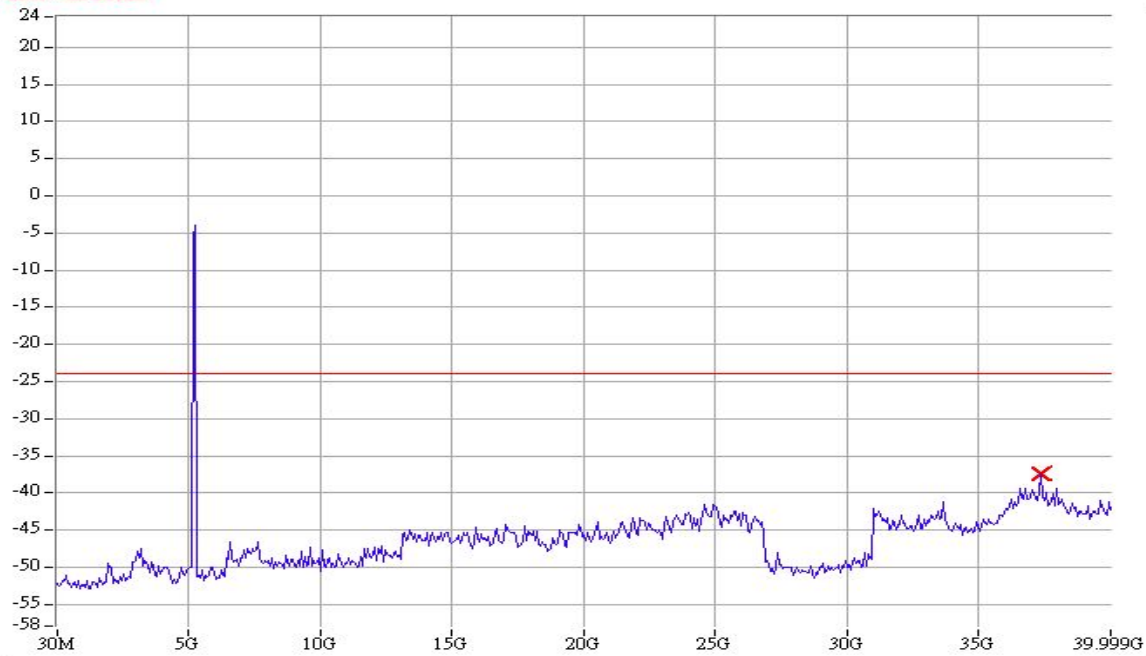


Conducted Spurious\_802.11n\_HT40\_5190MHz(C)

### 802.11 n (HT40) Chain A CH46 5230MHz

RBW / VBW : 100.00k/100.00k  
RL OFFSET : 24.00dB SWP : 10s  
Limit : -23.90dBm

MKR -37.40dBm  
37.334401GHz

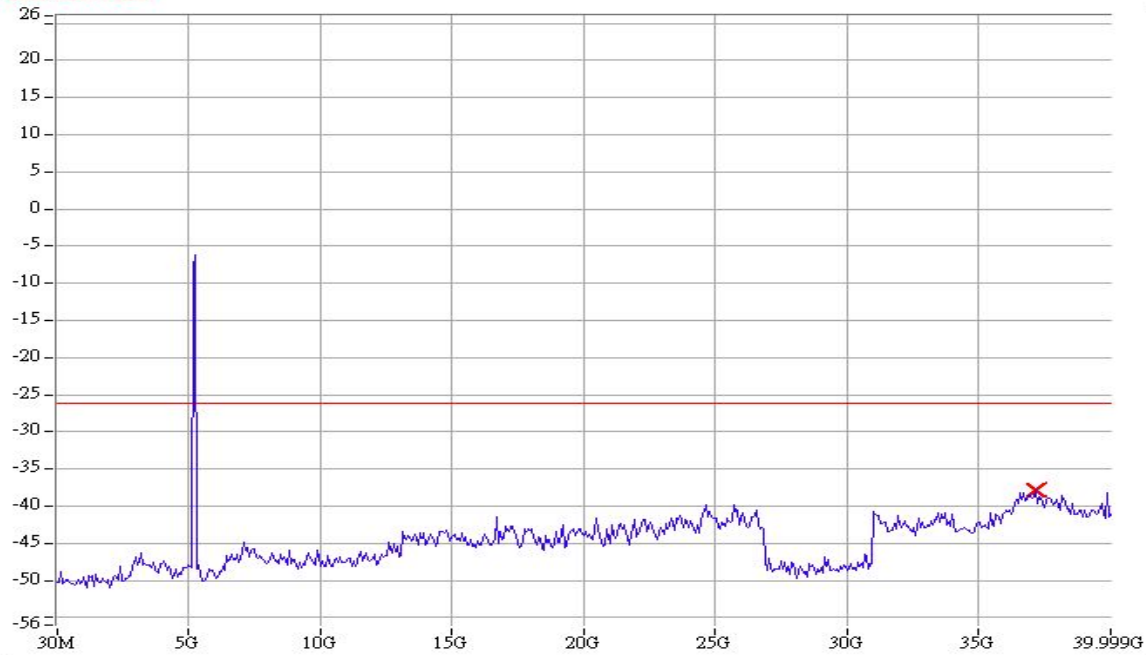


Conducted Spurious\_802.11n\_HT40\_5230MHz(A)

### 802.11 n (HT40) Chain B CH46 5230MHz

RBW / VBW : 100.00k/100.00k  
RL OFFSET : 26.00dB SWP : 10s  
Limit : -26.17dBm

MKR -37.83dBm  
37.134556GHz



Conducted Spurious\_802.11n\_HT40\_5230MHz(B)

### 802.11 n (HT40) Chain C CH46 5230MHz

RBW / VBW : 100.00k/100.00k  
RL OFFSET : 22.00dB SWP : 10s  
Limit : -24.17dBm

MKR -42.00dBm  
25.743390GHz



Conducted Spurious\_802.11n\_HT40\_5230MHz(C)

### 802.11 n (HT40) Chain A CH54 5270MHz

RBW / VBW : 100.00k/100.00k  
RL OFFSET : 24.00dB SWP : 10s  
Limit : -24.07dBm

MKR -39.23dBm  
37.134556GHz

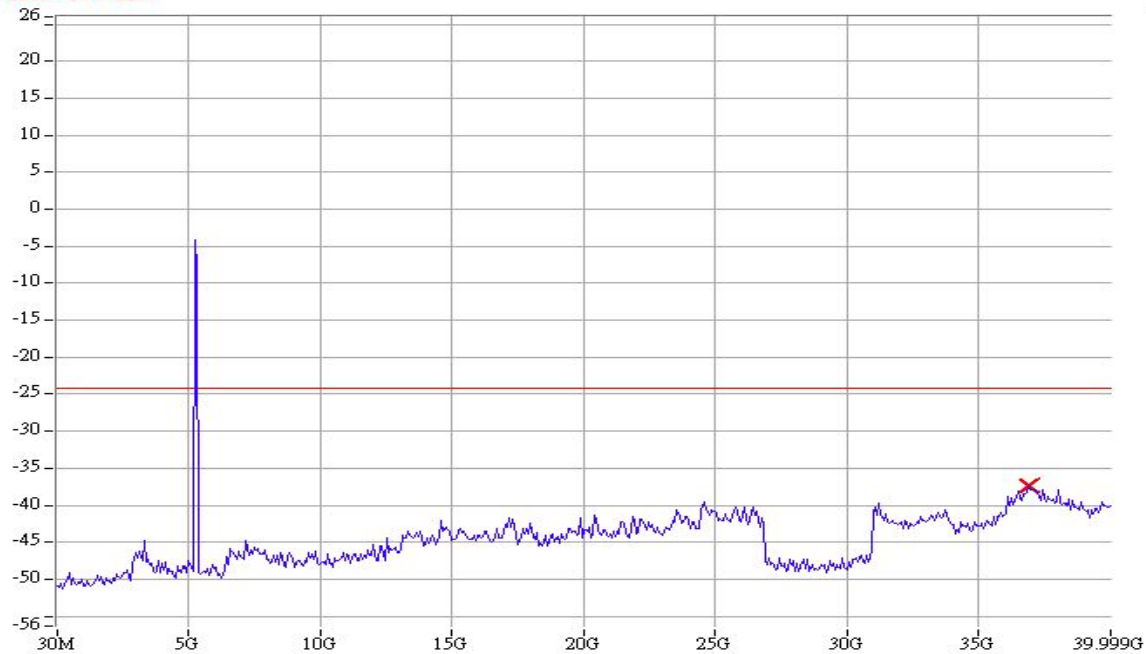


Conducted Spurious\_802.11n\_HT40\_5270MHz(A)

### 802.11 n (HT40) Chain B CH54 5270MHz

RBW / VBW : 100.00k/100.00k  
RL OFFSET : 26.00dB SWP : 10s  
Limit : -24.17dBm

MKR -37.33dBm  
36.868096GHz



Conducted Spurious\_802.11n\_HT40\_5270MHz(B)

### 802.11 n (HT40) Chain C CH54 5270MHz

RBW / YBW : 100.00k/100.00k  
RL OFFSET : 22.00dB SWP : 10s  
Limit : -28.00dBm

MKR -40.00dBm  
37.334401GHz



Conducted Spurious\_802.11n\_HT40\_5270MHz(C)

### 802.11 n (HT40) Chain A CH62 5310MHz

RBW / YBW : 100.00k/100.00k  
RL OFFSET : 24.00dB SWP : 10s  
Limit : -24.07dBm

MKR -39.57dBm  
36.868096GHz

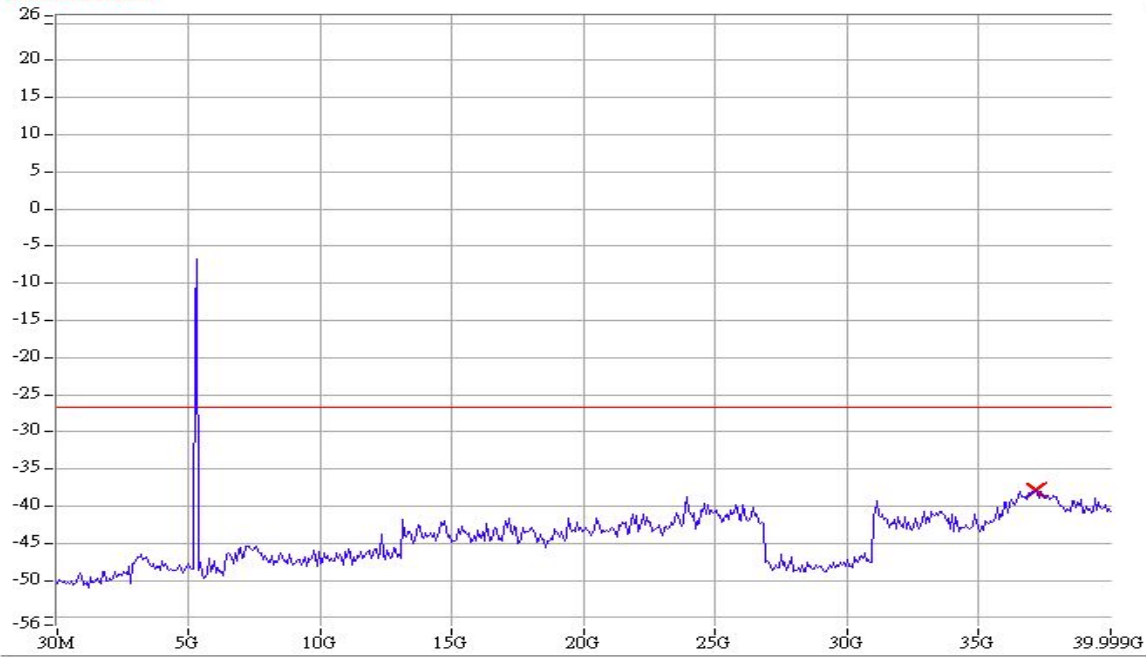


Conducted Spurious\_802.11n\_HT40\_5310MHz(A)

### 802.11 n (HT40) Chain B CH62 5310MHz

RBW / VBW : 100.00k/100.00k  
RL OFFSET : 26.00dB SWP : 10s  
Limit : -26.67dBm

MKR -37.83dBm  
37.134556GHz



Conducted Spurious\_802.11n\_HT40\_5310MHz(B)

### 802.11 n (HT40) Chain C CH62 5310MHz

RBW / VBW : 100.00k/100.00k  
RL OFFSET : 22.00dB SWP : 10s  
Limit : -27.67dBm

MKR -41.83dBm  
36.868096GHz

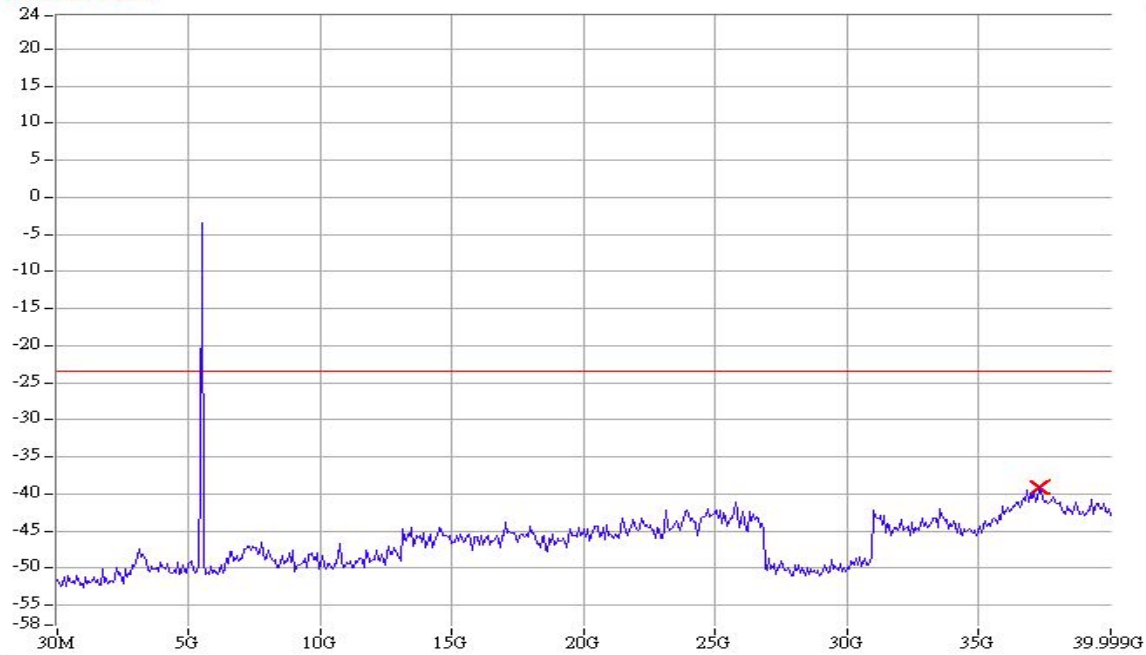


Conducted Spurious\_802.11n\_HT40\_5310MHz(C)

### 802.11 n (HT40) Chain A CH102 5510MHz

RBW / VBW : 100.00k/100.00k  
RL OFFSET : 25.00dB SWP : 10s  
Limit : -23.50dBm

MKR -39.17dBm  
37.267786GHz



Conducted Spurious\_802.11n\_HT40\_5510MHz(A)

### 802.11 n (HT40) Chain B CH102 5510MHz

RBW / VBW : 100.00k/100.00k  
RL OFFSET : 26.00dB SWP : 10s  
Limit : -25.17dBm

MKR -37.83dBm  
37.201171GHz



Conducted Spurious\_802.11n\_HT40\_5510MHz(B)

### 802.11 n (HT40) Chain C CH102 5510MHz

RBW / YBW : 100.00k/100.00k  
RL OFFSET : 22.00dB SWP : 10s  
Limit : -25.50dBm

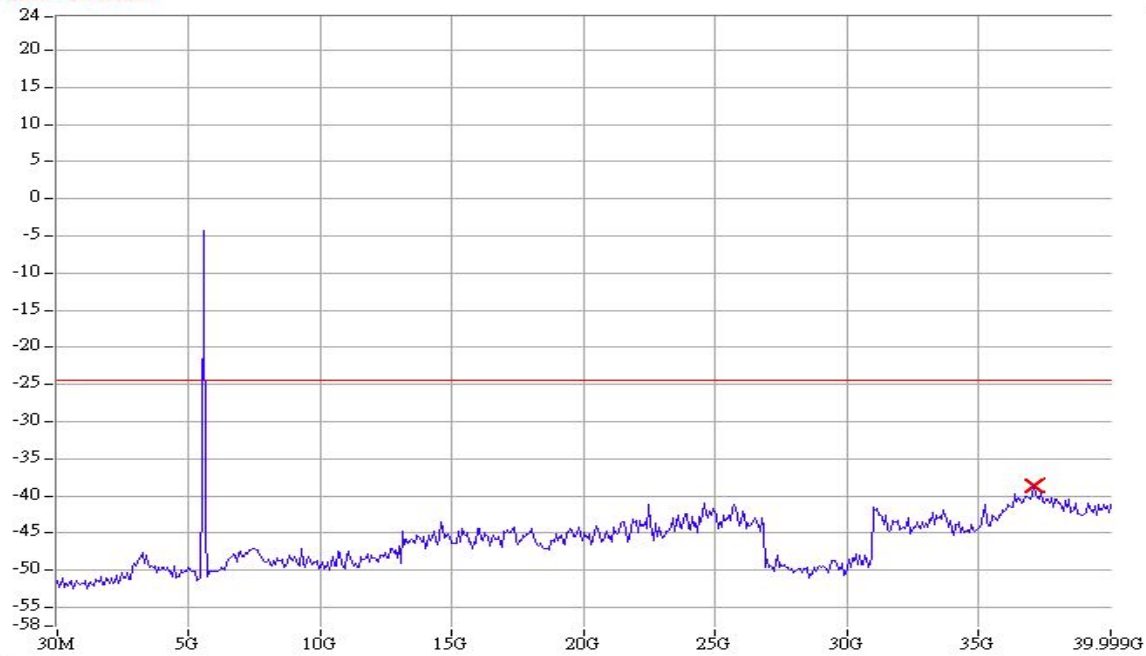
MKR -41.67dBm  
36.934711GHz



### 802.11 n (HT40) Chain A CH118 5590MHz

RBW / YBW : 100.00k/100.00k  
RL OFFSET : 25.00dB SWP : 10s  
Limit : -24.33dBm

MKR -38.67dBm  
37.067941GHz



### 802.11 n (HT40) Chain B CH118 5590MHz

RBW / VBW : 100.00k/100.00k  
RL OFFSET : 26.00dB SWP : 10s  
Limit : -27.17dBm

MKR -37.33dBm  
36.601636GHz



Conducted Spurious\_802.11n\_HT40\_5590MHz(B)

### 802.11 n (HT40) Chain C CH118 5590MHz

RBW / VBW : 100.00k/100.00k  
RL OFFSET : 22.00dB SWP : 10s  
Limit : -28.67dBm

MKR -41.17dBm  
37.001326GHz



Conducted Spurious\_802.11n\_HT40\_5590MHz(C)



### 802.11 n (HT40) Chain A CH134 5670MHz

RBW / VBW : 100.00k/100.00k  
RL OFFSET : 25.00dB SWP : 10s  
Limit : -27.83dBm

MKR -39.00dBm  
37.134556GHz

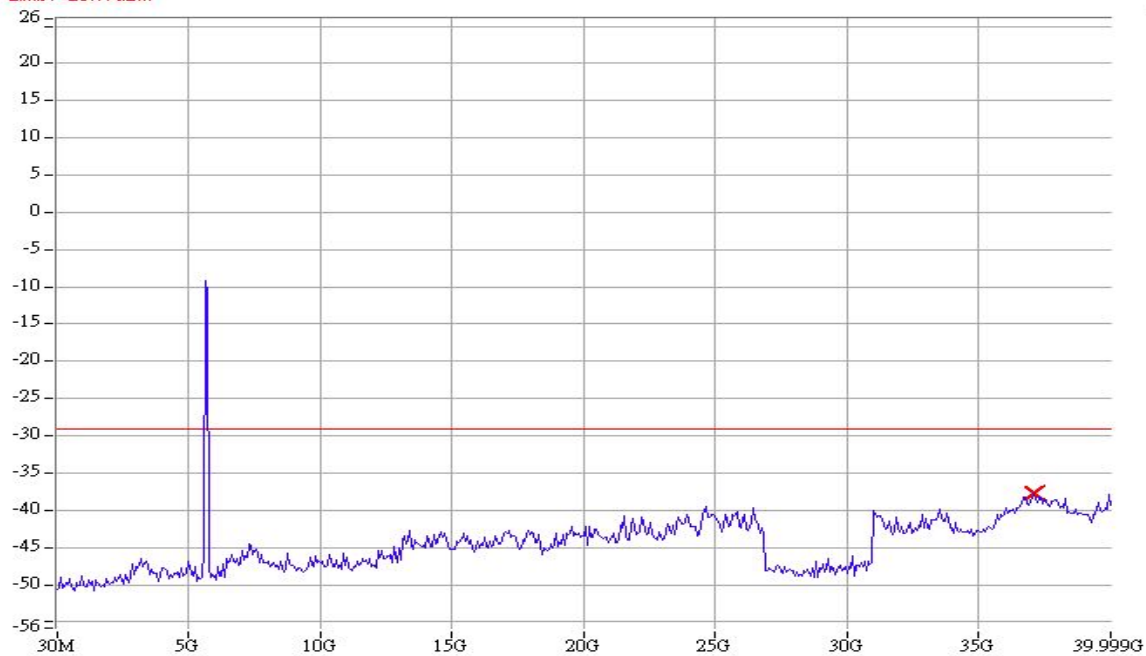


Conducted Spurious\_802.11n\_HT40\_5670MHz(A)

### 802.11 n (HT40) Chain B CH134 5670MHz

RBW / VBW : 100.00k/100.00k  
RL OFFSET : 26.00dB SWP : 10s  
Limit : -29.17dBm

MKR -37.67dBm  
37.067941GHz



Conducted Spurious\_802.11n\_HT40\_5670MHz(B)

### 802.11 n (HT40) Chain C CH134 5670MHz

RBW / YBW : 100.00k/100.00k  
RL OFFSET : 22.00dB SWP : 10s

MKR -41.33dBm  
36.801481GHz

Limit : -27.83dBm



Conducted Spurious\_802.11n\_HT40\_5670MHz(C)



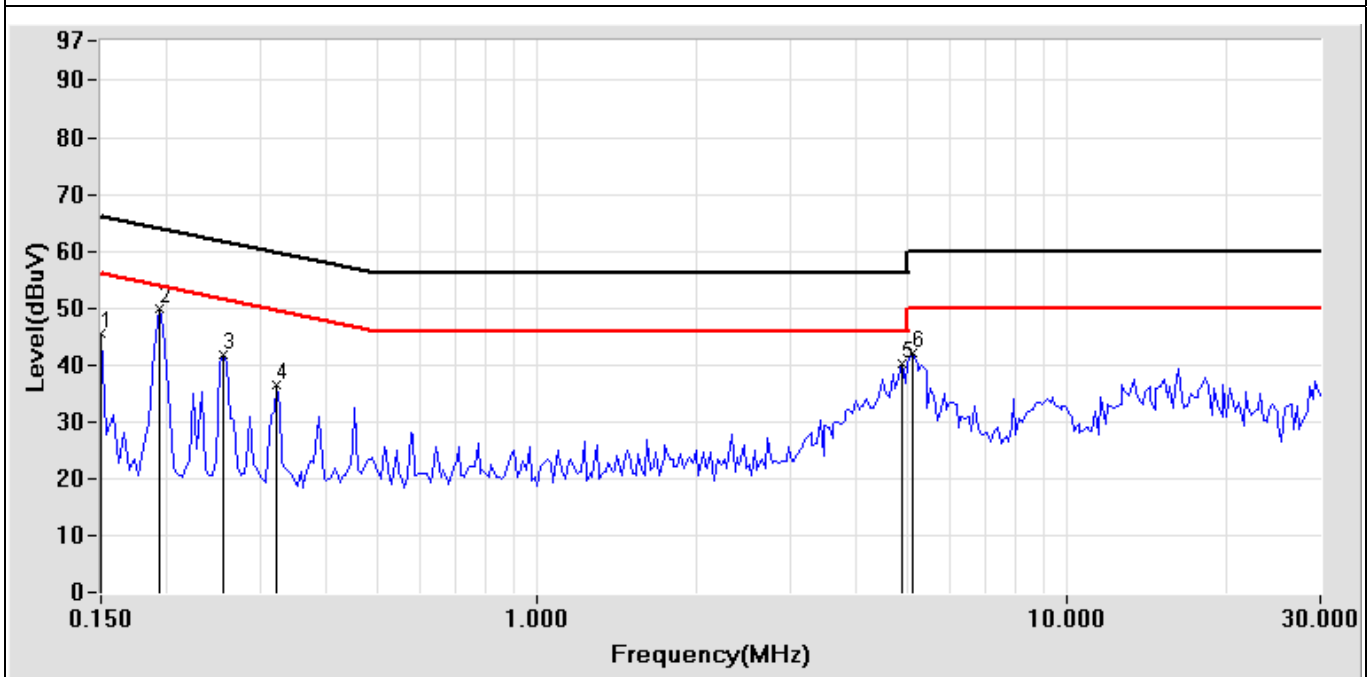
## Power Line Conducted Test Data

EUT: NoteBook PC CLIENT: MiTAC MODEL: 9212XY RATING: 120V/60Hz Temperature: 21.0 °C Humidity: 43 %	POLARITY: Line DISTANCE: Serial No.: FILE/DATA#: MiTAC.emi/603 OPERATOR: Terry TEST SITE: Conduction1
---	--

Frequency (MHz)	Factor (dB)	Meter Reading (dBμV)		Emission Level (dBμV)		Limits (dBμV)		Margin (dB)	
		Quasi-Peak	Average	Quasi-Peak	Average	Quasi-Peak	Average	Quasi-Peak	Average
0.150	0.10	41.27	18.84	41.37	18.94	66.00	56.00	-24.63	-37.06
0.193	0.13	47.48	38.67	47.61	38.80	63.91	53.91	-16.30	-15.11
0.255	0.13	40.90	34.50	41.03	34.63	61.59	51.59	-20.56	-16.96
0.322	0.13	36.76	30.58	36.89	30.71	59.66	49.66	-22.77	-18.95
4.857	0.33	37.10	29.40	37.43	29.73	56.00	46.00	-18.57	-16.27
5.115	0.34	35.00	24.84	35.34	25.18	60.00	50.00	-24.66	-24.82

**Remark:**

1. All readings are Quasi-Peak and Average values.
2. Factor = Insertion Loss + Cable Loss.



Test Mode: Mode 1: LCD (1280\*800, 60Hz) + D-Sub (1280\*800, 60Hz) (SKU A)

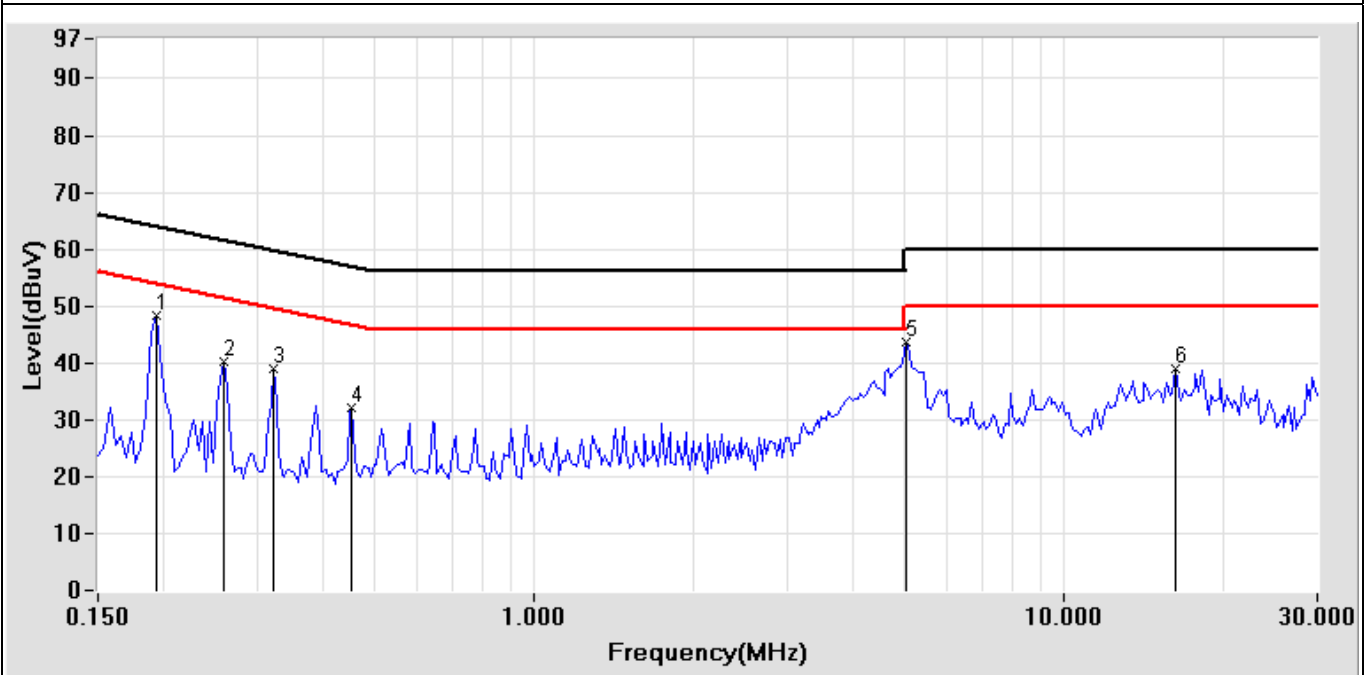
## Power Line Conducted Test Data

EUT: NoteBook PC CLIENT: MiTAC MODEL: 9212XY RATING: 120V/60Hz Temperature: 21.0 °C Humidity: 43 %	POLARITY: Neutral DISTANCE: Serial No.: FILE/DATA#: MiTAC.emi/604 OPERATOR: Terry TEST SITE: Conduction1
---	---

Frequency (MHz)	Factor (dB)	Meter Reading (dBμV)		Emission Level (dBμV)		Limits (dBμV)		Margin (dB)	
		Quasi-Peak	Average	Quasi-Peak	Average	Quasi-Peak	Average	Quasi-Peak	Average
0.193	0.13	46.46	38.59	46.59	38.72	63.91	53.91	-17.32	-15.19
0.259	0.13	41.70	35.00	41.83	35.13	61.46	51.46	-19.63	-16.33
0.322	0.13	37.11	30.13	37.24	30.26	59.66	49.66	-22.42	-19.40
0.451	0.14	32.00	26.50	32.14	26.64	56.86	46.86	-24.72	-20.22
5.025	0.23	39.42	29.57	39.65	29.80	60.00	50.00	-20.35	-20.20
16.228	0.68	37.20	35.32	37.88	36.00	60.00	50.00	-22.12	-14.00

**Remark:**

1. All readings are Quasi-Peak and Average values.
2. Factor = Insertion Loss + Cable Loss.



Test Mode: Mode 1: LCD (1280\*800, 60Hz) + D-Sub (1280\*800, 60Hz) (SKU A)

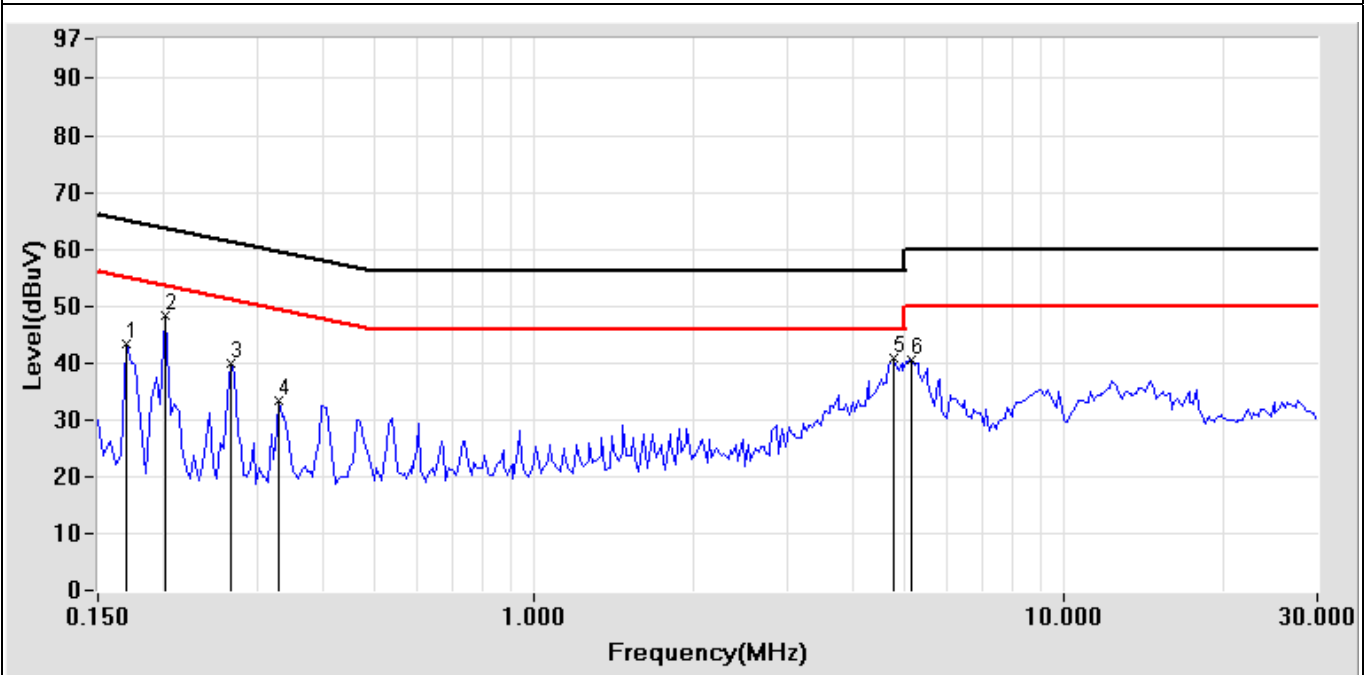
## Power Line Conducted Test Data

EUT: NoteBook PC CLIENT: MiTAC MODEL: 9212XY RATING: 120V/60Hz Temperature: 25.0 °C Humidity: 52 %	POLARITY: Line DISTANCE: Serial No.: FILE/DATA#: MiTAC.emi/614 OPERATOR: Terry TEST SITE: Conduction1
---	--

Frequency (MHz)	Factor (dB)	Meter Reading (dBμV)		Emission Level (dBμV)		Limits (dBμV)		Margin (dB)	
		Quasi-Peak	Average	Quasi-Peak	Average	Quasi-Peak	Average	Quasi-Peak	Average
0.170	0.13	34.04	14.20	34.17	14.33	64.96	54.96	-30.79	-40.63
0.201	0.13	46.93	36.70	47.06	36.83	63.57	53.57	-16.51	-16.74
0.267	0.13	38.68	31.30	38.81	31.43	61.21	51.21	-22.40	-19.78
0.330	0.13	33.90	29.50	34.03	29.63	59.45	49.45	-25.42	-19.82
4.755	0.33	33.55	25.26	33.88	25.59	56.00	46.00	-22.12	-20.41
5.146	0.34	35.84	28.07	36.18	28.41	60.00	50.00	-23.82	-21.59

**Remark:**

1. All readings are Quasi-Peak and Average values.
2. Factor = Insertion Loss + Cable Loss.



Test Mode: Mode 2: LCD (1280\*800, 60Hz) + D-Sub (1280\*800, 60Hz) (SKU B)

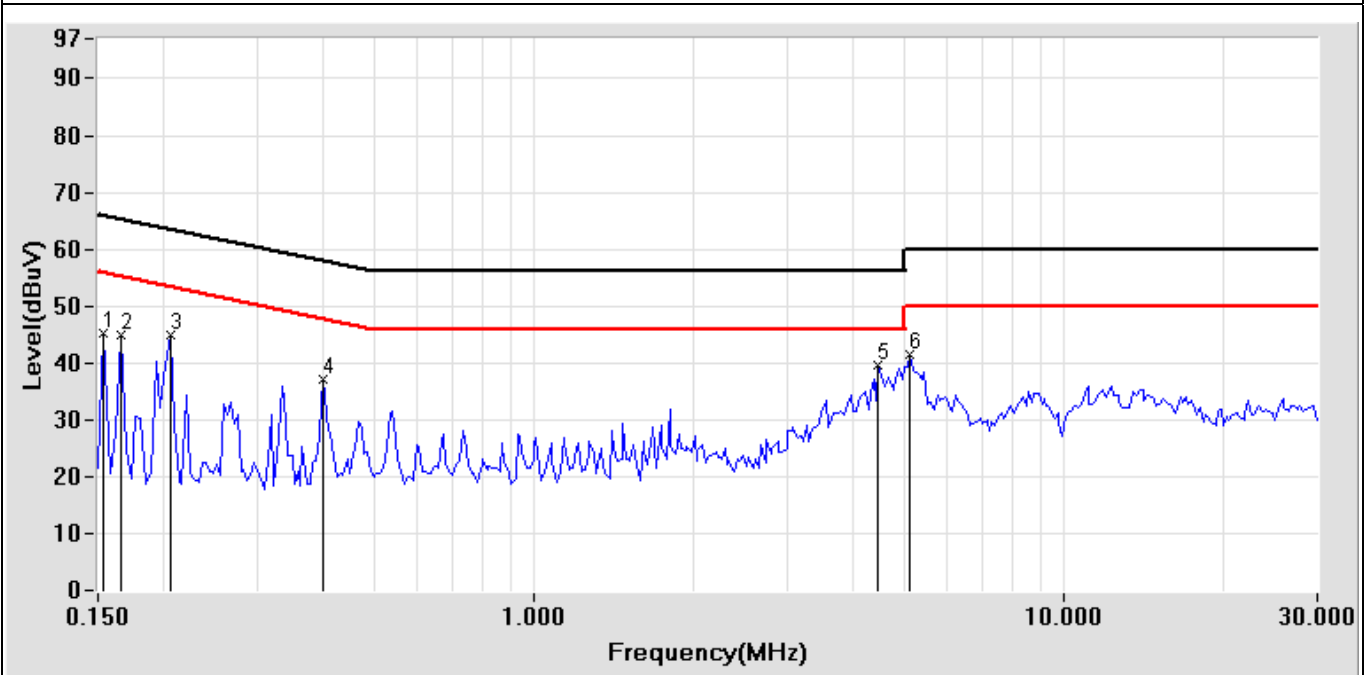
## Power Line Conducted Test Data

EUT: NoteBook PC CLIENT: MiTAC MODEL: 9212XY RATING: 120V/60Hz Temperature: 25.0 °C Humidity: 52 %	POLARITY: Neutral DISTANCE: Serial No.: FILE/DATA#: MiTAC.emi/613 OPERATOR: Terry TEST SITE: Conduction1
---	---

Frequency (MHz)	Factor (dB)	Meter Reading (dBμV)		Emission Level (dBμV)		Limits (dBμV)		Margin (dB)	
		Quasi-Peak	Average	Quasi-Peak	Average	Quasi-Peak	Average	Quasi-Peak	Average
0.154	0.13	37.45	18.81	37.58	18.94	65.78	55.78	-28.20	-36.84
0.166	0.13	34.73	18.17	34.86	18.30	65.16	55.16	-30.30	-36.86
0.205	0.13	47.20	37.20	47.33	37.33	63.41	53.41	-16.08	-16.08
0.400	0.14	33.88	30.83	34.02	30.97	57.85	47.85	-23.83	-16.88
4.459	0.22	31.52	24.06	31.74	24.28	56.00	46.00	-24.26	-21.72
5.095	0.24	33.80	25.31	34.04	25.55	60.00	50.00	-25.96	-24.45

**Remark:**

1. All readings are Quasi-Peak and Average values.
2. Factor = Insertion Loss + Cable Loss.



Test Mode: Mode 2: LCD (1280\*800, 60Hz) + D-Sub (1280\*800, 60Hz) (SKU B)