

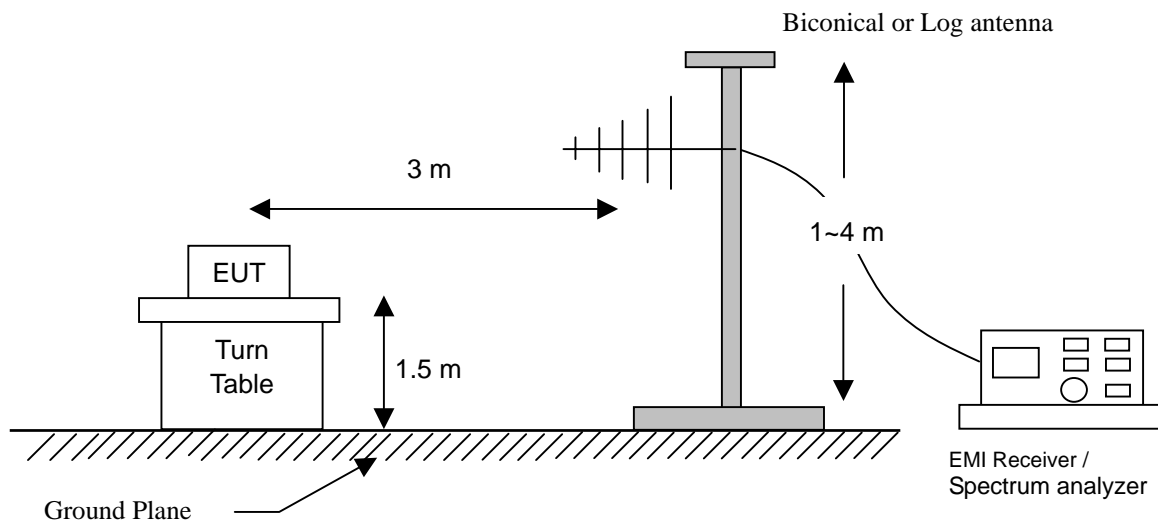
8 RF Radiated spurious emission test

8.1 Limits

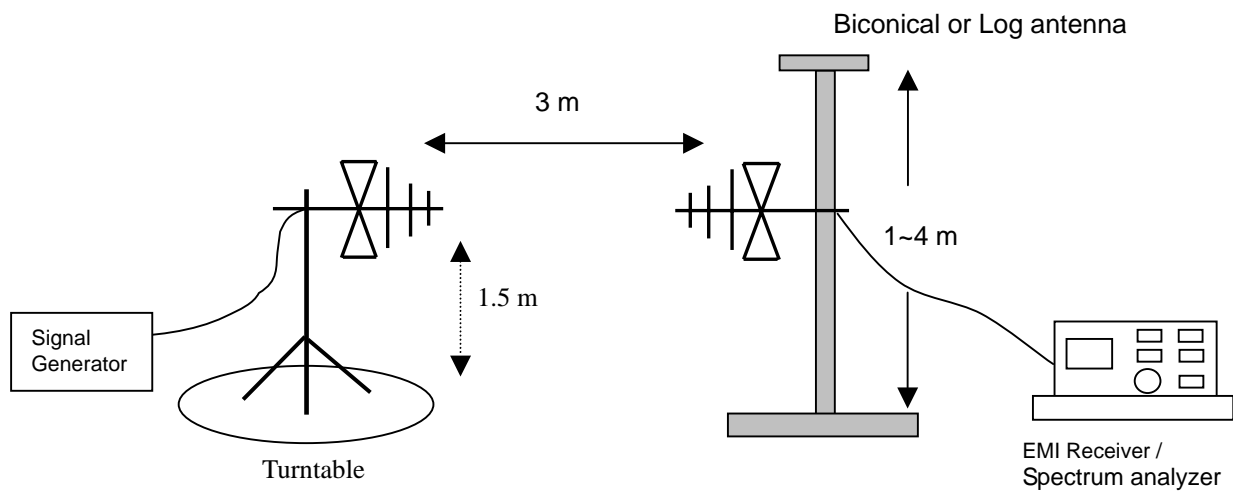
Operating Frequency (MHz)	Limit (dBm / MHz EIRP)
5150~5250	-27
5250~5350	-27
5725~5825	-27 (Subscriber transmit channel block is -17dBm/MHz on ± 10 MHz range)

8.2 Configuration of Measurement

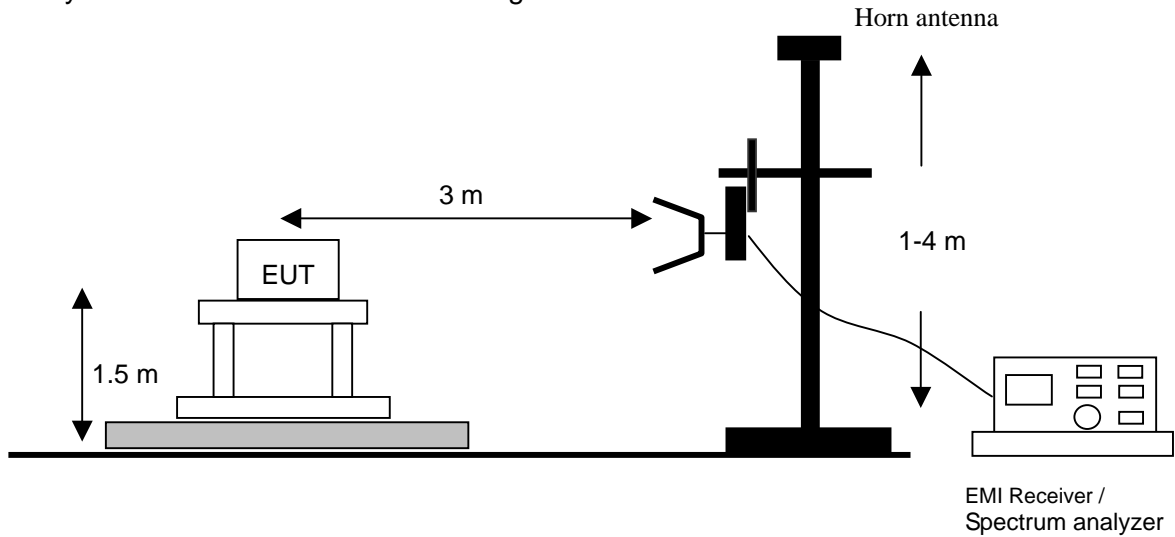
Frequency measurement below 1GHz configuration



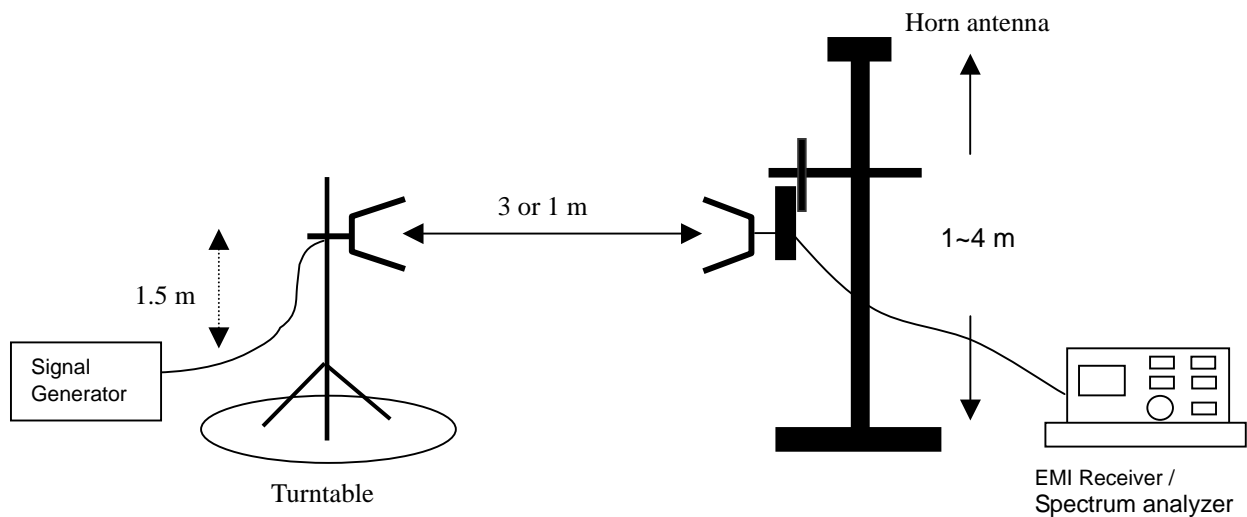
Frequency measurement below 1GHz configuration



Frequency measurement above 1GHz configuration



Frequency measurement above 1GHz configuration



8.3 Test Procedure

The maximum field strength of the spurious emission is measured at distance of 3 meter. The device under test replaced with a substitution antenna of known gain with respect to a Horn antenna. A calibrated signal source is used to feed the substitution antenna. The RF level to the substitution antenna is adjusted to repeat the previously measured field strength. The RF input level to the substitution antenna is the effective radiated power of the spurious emission after any correction for substitution antenna gain against a Horn antenna.

8.4 Test Result

PASS.

The final test data is shown on as following pages.

Undesirable emission above 1GHz (EIRP)

Single Tx

After verifying Single Tx 802.11a Chain A / B / C & 802.11n HT20 Chain A / B / C & HT40 Chain A / B / C, the worse case determine by 802.11a Chain A, the data will present on report.

802.11a CH36						
Frequency (MHz)	Antenna Polarization	SG Level (dBm)	Corrected Factor (dB)	Corrected Level (dBm)	Limits (dBm)	Margin (dB)
10360.00	H	-58.77	14.71	-44.06	-27	-17.06
10360.00	V	-55.20	14.71	-40.49	-27	-13.49

802.11a CH44						
Frequency (MHz)	Antenna Polarization	SG Level (dBm)	Corrected Factor (dB)	Corrected Level (dBm)	Limits (dBm)	Margin (dB)
10440.00	H	-54.45	14.32	-40.13	-27	-13.13
10440.00	V	-55.81	14.32	-41.49	-27	-14.49

802.11a CH48						
Frequency (MHz)	Antenna Polarization	SG Level (dBm)	Corrected Factor (dB)	Corrected Level (dBm)	Limits (dBm)	Margin (dB)
10480.00	H	-54.72	14.59	-40.13	-27	-13.13
10480.00	V	-54.07	14.59	-39.48	-27	-12.48

802.11a CH52						
Frequency (MHz)	Antenna Polarization	SG Level (dBm)	Corrected Factor (dB)	Corrected Level (dBm)	Limits (dBm)	Margin (dB)
10520.00	H	-52.83	15.76	-37.07	-27	-10.07
10520.00	V	-51.27	15.76	-35.51	-27	-8.51

Remark : Corrected Factor = Ant.Gain-Cable Loss

Corrected Level = SG Level + Corrected Factor

The present spurious only show those points are above noise level and the frequency range test from 1GHz to 40GHz.

802.11a CH60						
Frequency (MHz)	Antenna Polarization	SG Level (dBm)	Corrected Factor (dB)	Corrected Level (dBm)	Limits (dBm)	Margin (dB)
10600.00	H	-50.90	15.61	-35.29	-27	-8.29
10600.00	V	-51.38	15.61	-35.77	-27	-8.77

802.11a CH64						
Frequency (MHz)	Antenna Polarization	SG Level (dBm)	Corrected Factor (dB)	Corrected Level (dBm)	Limits (dBm)	Margin (dB)
10640.00	H	-50.39	15.39	-35.00	-27	-8.00
10640.00	V	-50.07	15.39	-34.68	-27	-7.68

802.11a CH100						
Frequency (MHz)	Antenna Polarization	SG Level (dBm)	Corrected Factor (dB)	Corrected Level (dBm)	Limits (dBm)	Margin (dB)
11000.00	H	-54.19	16.30	-37.89	-27	-10.89
11000.00	V	-53.62	16.30	-37.32	-27	-10.32

802.11a CH120						
Frequency (MHz)	Antenna Polarization	SG Level (dBm)	Corrected Factor (dB)	Corrected Level (dBm)	Limits (dBm)	Margin (dB)
11200.00	H	-53.55	16.31	-37.24	-27	-10.24
11200.00	V	-50.47	16.31	-34.16	-27	-7.16

802.11a CH140						
Frequency (MHz)	Antenna Polarization	SG Level (dBm)	Corrected Factor (dB)	Corrected Level (dBm)	Limits (dBm)	Margin (dB)
11400.00	H	-55.17	16.33	-38.84	-27	-11.84
11400.00	V	-52.68	16.33	-36.35	-27	-9.35

Remark : Corrected Factor = Ant.Gain-Cable Loss
 Corrected Level = SG Level + Corrected Factor
 The present spurious only show those points are above noise level and the frequency range test from 1GHz to 40GHz.

Dual Tx

After verifying Dual Tx Chain AB Chain BC Chain AC, the worse case determine by Dual Tx (802.11n HT20 Chain AC & 802.11n HT40 Chain BC), the data will present on report.

802.11n (HT20) CH36						
Frequency (MHz)	Antenna Polarization	SG Level (dBm)	Corrected Factor (dB)	Corrected Level (dBm)	Limits (dBm)	Margin (dB)
10360.00	H	-57.09	14.71	-42.38	-27	-15.38
10360.00	V	-56.15	14.71	-41.44	-27	-14.44

802.11n (HT20) CH44						
Frequency (MHz)	Antenna Polarization	SG Level (dBm)	Corrected Factor (dB)	Corrected Level (dBm)	Limits (dBm)	Margin (dB)
10440.00	H	-55.99	14.32	-41.67	-27	-14.67
10440.00	V	-53.54	14.32	-39.22	-27	-12.22

802.11n (HT20) CH48						
Frequency (MHz)	Antenna Polarization	SG Level (dBm)	Corrected Factor (dB)	Corrected Level (dBm)	Limits (dBm)	Margin (dB)
10480.00	H	-55.89	14.59	-41.30	-27	-14.30
10480.00	V	-52.25	14.59	-37.66	-27	-10.66

802.11n (HT20) CH52						
Frequency (MHz)	Antenna Polarization	SG Level (dBm)	Corrected Factor (dB)	Corrected Level (dBm)	Limits (dBm)	Margin (dB)
10520.00	H	-53.92	15.76	-38.16	-27	-11.16
10520.00	V	-52.74	15.76	-36.98	-27	-9.98

Remark : Corrected Factor = Ant.Gain-Cable Loss

Corrected Level = SG Level + Corrected Factor

The present spurious only show those points are above noise level and the frequency range test from 1GHz to 40GHz.

802.11n (HT20) CH60						
Frequency (MHz)	Antenna Polarization	SG Level (dBm)	Corrected Factor (dB)	Corrected Level (dBm)	Limits (dBm)	Margin (dB)
10600.00	H	-53.95	15.61	-38.34	-27	-11.34
10600.00	V	-53.59	15.61	-37.98	-27	-10.98

802.11n (HT20) CH64						
Frequency (MHz)	Antenna Polarization	SG Level (dBm)	Corrected Factor (dB)	Corrected Level (dBm)	Limits (dBm)	Margin (dB)
10640.00	H	-54.02	15.39	-38.63	-27	-11.63
10640.00	V	-50.24	15.39	-34.85	-27	-7.85

802.11n (HT20) CH100						
Frequency (MHz)	Antenna Polarization	SG Level (dBm)	Corrected Factor (dB)	Corrected Level (dBm)	Limits (dBm)	Margin (dB)
11000.00	H	-58.19	16.30	-41.89	-27	-14.89
11000.00	V	-55.76	16.30	-39.46	-27	-12.46

802.11n (HT20) CH120						
Frequency (MHz)	Antenna Polarization	SG Level (dBm)	Corrected Factor (dB)	Corrected Level (dBm)	Limits (dBm)	Margin (dB)
11200.00	H	-55.48	16.31	-39.17	-27	-12.17
11200.00	V	-52.97	16.31	-36.66	-27	-9.66

802.11n (HT20) CH140						
Frequency (MHz)	Antenna Polarization	SG Level (dBm)	Corrected Factor (dB)	Corrected Level (dBm)	Limits (dBm)	Margin (dB)
11400.00	H	-56.30	16.33	-39.97	-27	-12.97
11400.00	V	-53.60	16.33	-37.27	-27	-10.27

Remark : Corrected Factor = Ant.Gain-Cable Loss
 Corrected Level = SG Level + Corrected Factor
 The present spurious only show those points are above noise level and the frequency range test from 1GHz to 40GHz.

802.11n (HT40) CH38						
Frequency (MHz)	Antenna Polarization	SG Level (dBm)	Corrected Factor (dB)	Corrected Level (dBm)	Limits (dBm)	Margin (dB)
10380.00	H	-59.76	14.75	-45.01	-27	-18.01
10380.00	V	-57.33	14.75	-42.58	-27	-15.58

802.11n (HT40) CH46						
Frequency (MHz)	Antenna Polarization	SG Level (dBm)	Corrected Factor (dB)	Corrected Level (dBm)	Limits (dBm)	Margin (dB)
10460.00	H	-57.49	14.29	-43.20	-27	-16.20
10460.00	V	-52.87	14.29	-38.58	-27	-11.58

802.11n (HT40) CH54						
Frequency (MHz)	Antenna Polarization	SG Level (dBm)	Corrected Factor (dB)	Corrected Level (dBm)	Limits (dBm)	Margin (dB)
10540.00	H	-58.24	15.74	-42.50	-27	-15.50
10540.00	V	-54.75	15.74	-39.01	-27	-12.01

802.11n (HT40) CH62						
Frequency (MHz)	Antenna Polarization	SG Level (dBm)	Corrected Factor (dB)	Corrected Level (dBm)	Limits (dBm)	Margin (dB)
10620.00	H	-61.23	15.77	-45.46	-27	-18.46
10620.00	V	-58.24	15.77	-42.47	-27	-15.47

802.11n (HT40) CH102						
Frequency (MHz)	Antenna Polarization	SG Level (dBm)	Corrected Factor (dB)	Corrected Level (dBm)	Limits (dBm)	Margin (dB)
11020.00	H	-63.77	16.31	-47.46	-27	-20.46
11020.00	V	-60.76	16.31	-44.45	-27	-17.45

Remark : Corrected Factor = Ant.Gain-Cable Loss

Corrected Level = SG Level + Corrected Factor

The present spurious only show those points are above noise level and the frequency range test from 1GHz to 40GHz.

802.11n (HT40) CH118						
Frequency (MHz)	Antenna Polarization	SG Level (dBm)	Corrected Factor (dB)	Corrected Level (dBm)	Limits (dBm)	Margin (dB)
11180.00	H	-61.74	16.36	-45.38	-27	-18.38
11180.00	V	-59.15	16.36	-42.79	-27	-15.79

802.11n (HT40) CH134						
Frequency (MHz)	Antenna Polarization	SG Level (dBm)	Corrected Factor (dB)	Corrected Level (dBm)	Limits (dBm)	Margin (dB)
11340.00	H	-59.74	15.08	-44.66	-27	-17.66
11340.00	V	-54.38	15.08	-39.30	-27	-12.30

Remark : Corrected Factor = Ant.Gain-Cable Loss

Corrected Level = SG Level + Corrected Factor

The present spurious only show those points are above noise level and the frequency range test from 1GHz to 40GHz.

Triple Tx

802.11n (HT20) CH36						
Frequency (MHz)	Antenna Polarization	SG Level (dBm)	Corrected Factor (dB)	Corrected Level (dBm)	Limits (dBm)	Margin (dB)
10360.00	H	-57.73	14.71	-43.02	-27	-16.02
10360.00	V	-55.39	14.71	-40.68	-27	-13.68

802.11n (HT20) CH44						
Frequency (MHz)	Antenna Polarization	SG Level (dBm)	Corrected Factor (dB)	Corrected Level (dBm)	Limits (dBm)	Margin (dB)
10440.00	H	-56.53	14.32	-42.21	-27	-15.21
10440.00	V	-54.35	14.32	-40.03	-27	-13.03

802.11n (HT20) CH48						
Frequency (MHz)	Antenna Polarization	SG Level (dBm)	Corrected Factor (dB)	Corrected Level (dBm)	Limits (dBm)	Margin (dB)
10480.00	H	-55.49	14.59	-40.90	-27	-13.90
10480.00	V	-53.92	14.59	-39.33	-27	-12.33

802.11n (HT20) CH52						
Frequency (MHz)	Antenna Polarization	SG Level (dBm)	Corrected Factor (dB)	Corrected Level (dBm)	Limits (dBm)	Margin (dB)
10520.00	H	-53.92	15.76	-38.16	-27	-11.16
10520.00	V	-53.50	15.76	-37.74	-27	-10.74

Remark : Corrected Factor = Ant.Gain-Cable Loss

Corrected Level = SG Level + Corrected Factor

The present spurious only show those points are above noise level and the frequency range test from 1GHz to 40GHz.

802.11n (HT20) CH60						
Frequency (MHz)	Antenna Polarization	SG Level (dBm)	Corrected Factor (dB)	Corrected Level (dBm)	Limits (dBm)	Margin (dB)
10600.00	H	-54.16	15.61	-38.55	-27	-11.55
10600.00	V	-52.82	15.61	-37.21	-27	-10.21

802.11n (HT20) CH64						
Frequency (MHz)	Antenna Polarization	SG Level (dBm)	Corrected Factor (dB)	Corrected Level (dBm)	Limits (dBm)	Margin (dB)
10640.00	H	-55.34	15.39	-39.95	-27	-12.95
10640.00	V	-53.68	15.39	-38.29	-27	-11.29

802.11n (HT20) CH100						
Frequency (MHz)	Antenna Polarization	SG Level (dBm)	Corrected Factor (dB)	Corrected Level (dBm)	Limits (dBm)	Margin (dB)
11000.00	H	-60.16	16.30	-43.86	-27	-16.86
11000.00	V	-56.02	16.30	-39.72	-27	-12.72

802.11n (HT20) CH120						
Frequency (MHz)	Antenna Polarization	SG Level (dBm)	Corrected Factor (dB)	Corrected Level (dBm)	Limits (dBm)	Margin (dB)
11200.00	H	-57.19	16.31	-40.88	-27	-13.88
11200.00	V	-53.69	16.31	-37.38	-27	-10.38

802.11n (HT20) CH140						
Frequency (MHz)	Antenna Polarization	SG Level (dBm)	Corrected Factor (dB)	Corrected Level (dBm)	Limits (dBm)	Margin (dB)
11400.00	H	-55.64	16.33	-39.31	-27	-12.31
11400.00	V	-53.50	16.33	-37.17	-27	-10.17

Remark : Corrected Factor = Ant.Gain-Cable Loss

Corrected Level = SG Level + Corrected Factor

The present spurious only show those points are above noise level and the frequency range test from 1GHz to 40GHz.

802.11n (HT40) CH38						
Frequency (MHz)	Antenna Polarization	SG Level (dBm)	Corrected Factor (dB)	Corrected Level (dBm)	Limits (dBm)	Margin (dB)
10380.00	H	-57.92	14.75	-43.17	-27	-16.17
10380.00	V	-55.62	14.75	-40.87	-27	-13.87

802.11n (HT40) CH46						
Frequency (MHz)	Antenna Polarization	SG Level (dBm)	Corrected Factor (dB)	Corrected Level (dBm)	Limits (dBm)	Margin (dB)
10460.00	H	-57.80	14.29	-43.51	-27	-16.51
10460.00	V	-54.96	14.29	-40.67	-27	-13.67

802.11n (HT40) CH54						
Frequency (MHz)	Antenna Polarization	SG Level (dBm)	Corrected Factor (dB)	Corrected Level (dBm)	Limits (dBm)	Margin (dB)
10540.00	H	-56.87	15.74	-41.13	-27	-14.13
10540.00	V	-53.74	15.74	-38.00	-27	-11.00

802.11n (HT40) CH62						
Frequency (MHz)	Antenna Polarization	SG Level (dBm)	Corrected Factor (dB)	Corrected Level (dBm)	Limits (dBm)	Margin (dB)
10620.00	H	-52.74	15.77	-36.97	-27	-9.97
10620.00	V	-53.32	15.77	-37.55	-27	-10.55

802.11n (HT40) CH102						
Frequency (MHz)	Antenna Polarization	SG Level (dBm)	Corrected Factor (dB)	Corrected Level (dBm)	Limits (dBm)	Margin (dB)
11020.00	H	-60.25	16.31	-43.94	-27	-16.94
11020.00	V	-56.02	16.31	-39.71	-27	-12.71

Remark : Corrected Factor = Ant.Gain-Cable Loss

Corrected Level = SG Level + Corrected Factor

The present spurious only show those points are above noise level and the frequency range test from 1GHz to 40GHz.

802.11n (HT40) CH118						
Frequency (MHz)	Antenna Polarization	SG Level (dBm)	Corrected Factor (dB)	Corrected Level (dBm)	Limits (dBm)	Margin (dB)
11180.00	H	-58.22	16.36	-41.86	-27	-14.86
11180.00	V	-52.37	16.36	-36.01	-27	-9.01

802.11n (HT40) CH134						
Frequency (MHz)	Antenna Polarization	SG Level (dBm)	Corrected Factor (dB)	Corrected Level (dBm)	Limits (dBm)	Margin (dB)
11340.00	H	-54.22	15.08	-39.14	-27	-12.14
11340.00	V	-54.90	15.08	-39.82	-27	-12.82

Remark : Corrected Factor = Ant.Gain-Cable Loss

Corrected Level = SG Level + Corrected Factor

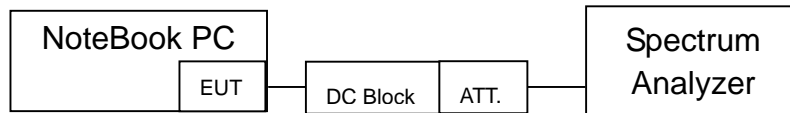
The present spurious only show those points are above noise level and the frequency range test from 1GHz to 40GHz.

9 RF antenna conducted spurious emission test

9.1 Limits

Operating Frequency (MHz)	Limit (dBm / MHz EIRP)
5150~5250	-27
5250~5350	-27
5725~5825	-27 (Subscriber transmit channel block -17dBm/MHz on ± 10 MHz range)

9.2 Configuration of Measurement



9.3 Test Procedure

The measurements were performed from 30MHz to 10th harmonic or 40GHz. RF antenna conducted per 15.407(b) was measured from the EUT antenna port.

9.4 Test Result

PASS.

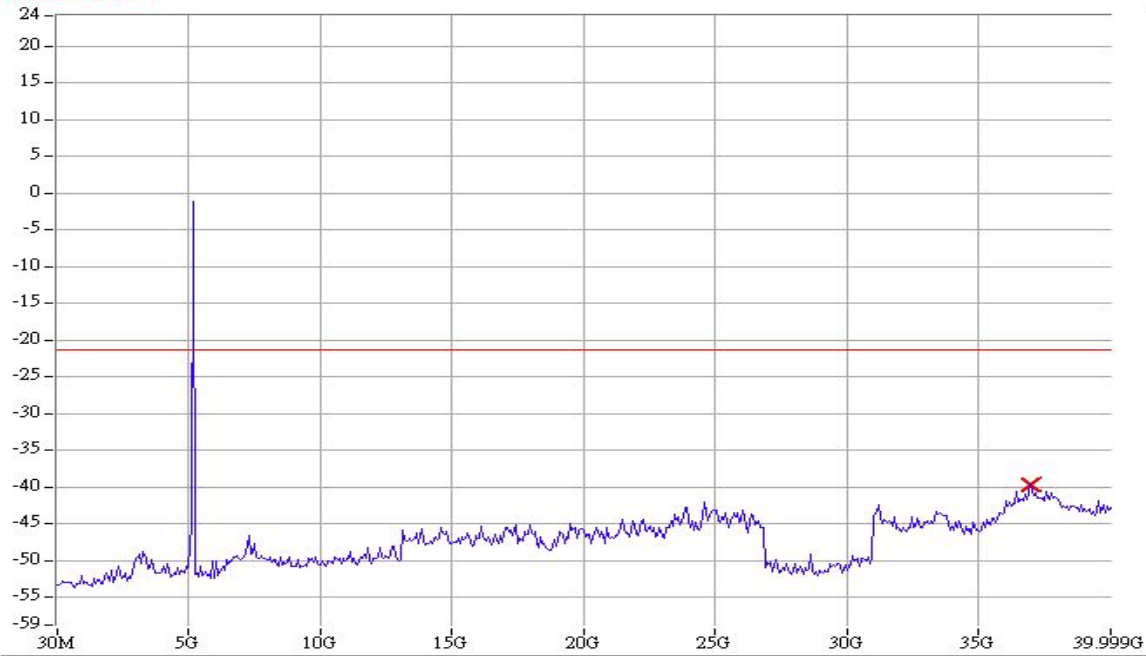
The final test data is shown on as following pages.

Conducted spurious emission

802.11 a Chain A CH36 5180MHz

RBW / YBW : 100.00k/100.00k
RL OFFSET : 24.00dB SWP : 10s
Limit : -21.23dBm

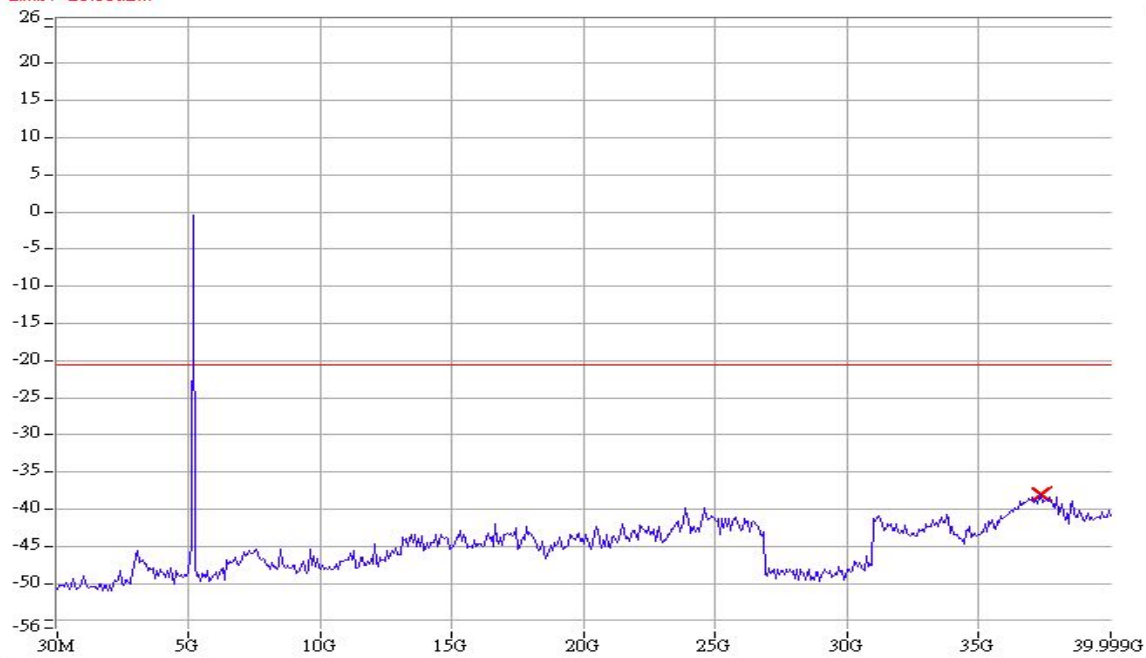
MKR -39.57dBm
36.934711GHz



802.11 a Chain B CH36 5180MHz

RBW / YBW : 100.00k/100.00k
RL OFFSET : 26.00dB SWP : 10s
Limit : -20.50dBm

MKR -38.00dBm
37.334401GHz



802.11 a Chain C CH36 5180MHz

RBW / YBW : 100.00k/100.00k
RL OFFSET : 22.00dB SWP : 10s
Limit : -19.33dBm

MKR -41.83dBm
37.401016GHz



802.11 a Chain A CH44 5220MHz

RBW / YBW : 100.00k/100.00k
RL OFFSET : 24.00dB SWP : 10s
Limit : -19.90dBm

MKR -40.40dBm
37.201171GHz



802.11 a Chain B CH44 5220MHz

RBW / VBW : 100.00k/100.00k
RL OFFSET : 26.00dB SWP : 10s
Limit : -19.50dBm

MKR -37.83dBm
37.067941GHz

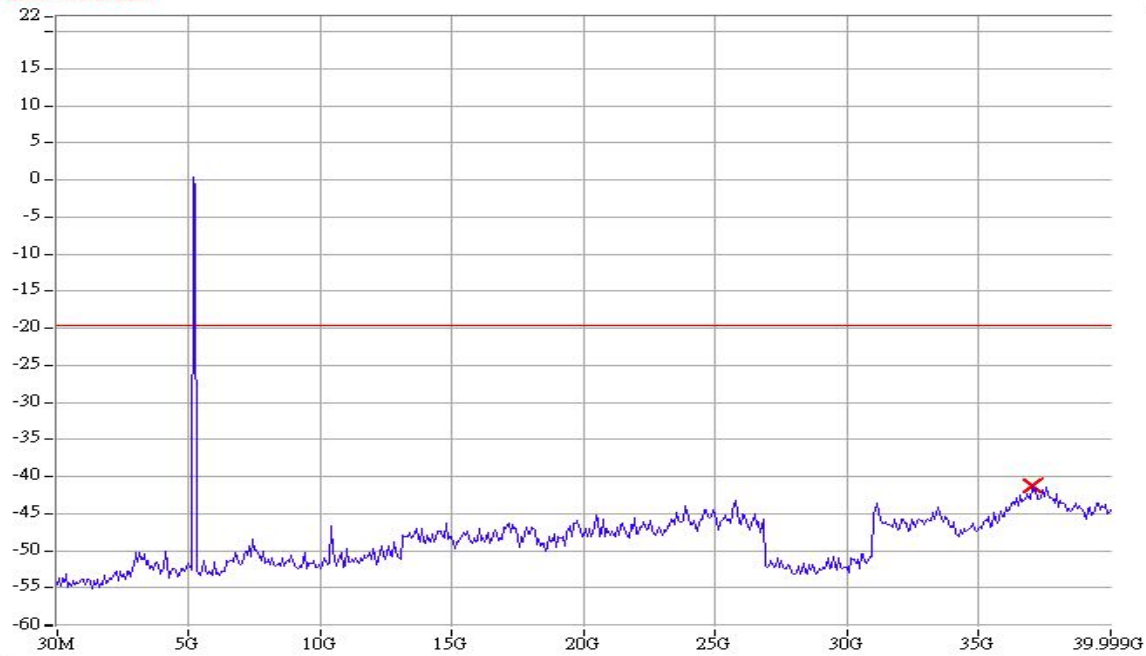


Conducted Spurious_802.11a_5220MHz(B)

802.11 a Chain C CH44 5220MHz

RBW / VBW : 100.00k/100.00k
RL OFFSET : 22.00dB SWP : 10s
Limit : -19.67dBm

MKR -41.17dBm
37.001326GHz

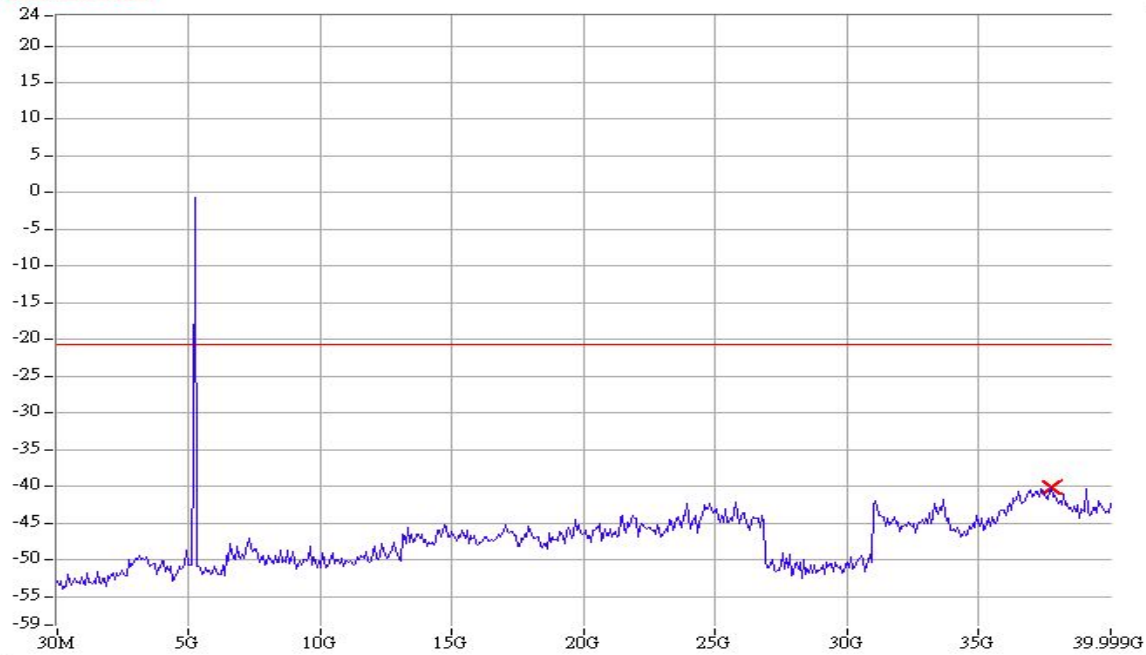


Conducted Spurious_802.11a_5220MHz(C)

802.11 a Chain A CH48 5240MHz

RBW / YBW : 100.00k/100.00k
RL OFFSET : 24.00dB SWP : 10s
Limit : -20.73dBm

MKR -40.23dBm
37.734091GHz

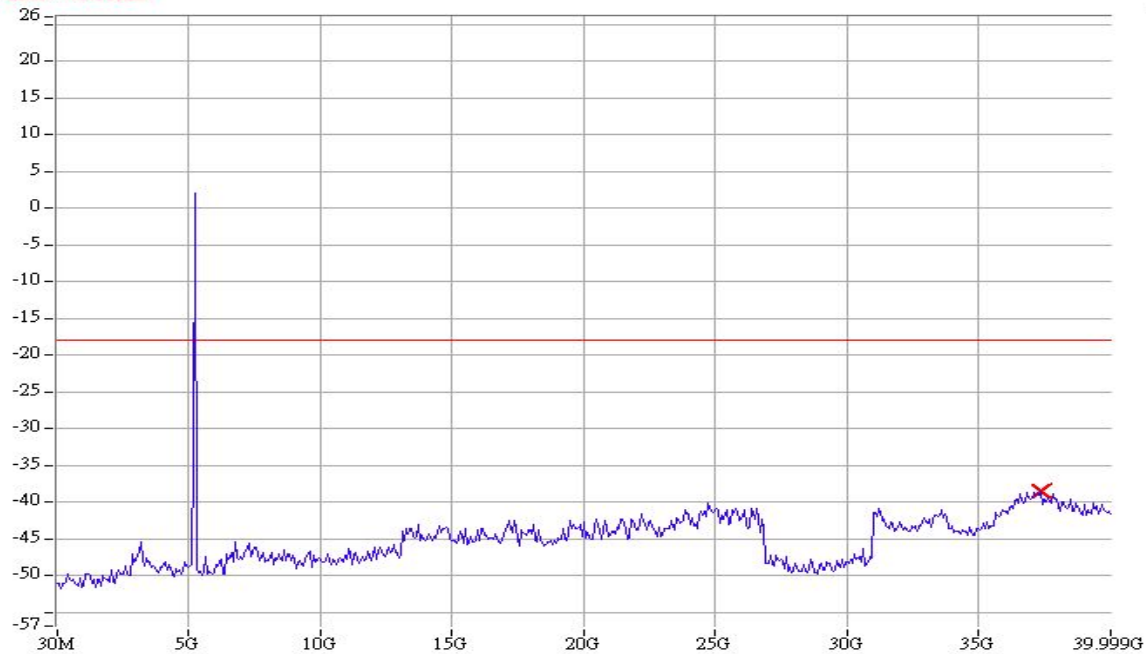


Conducted Spurious_802.11a_5240MHz(A)

802.11 a Chain B CH48 5240MHz

RBW / YBW : 100.00k/100.00k
RL OFFSET : 26.00dB SWP : 10s
Limit : -18.00dBm

MKR -38.50dBm
37.334401GHz

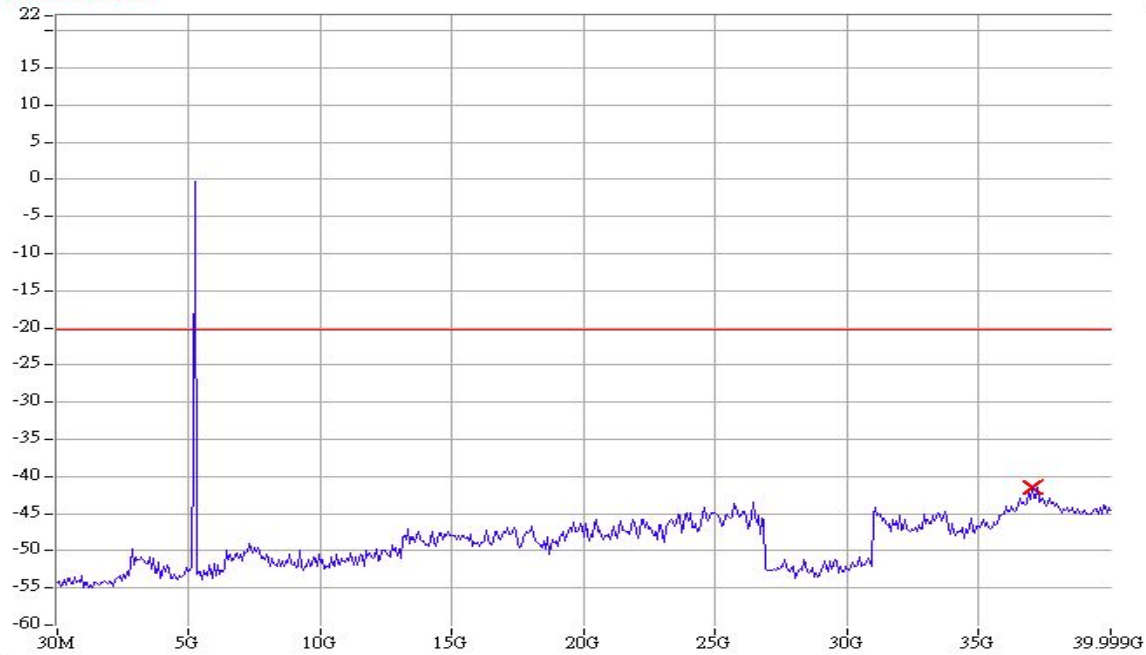


Conducted Spurious_802.11a_5240MHz(B)

802.11 a Chain C CH48 5240MHz

RBW / YBW : 100.00k/100.00k
RL OFFSET : 22.00dB SWP : 10s
Limit : -20.33dBm

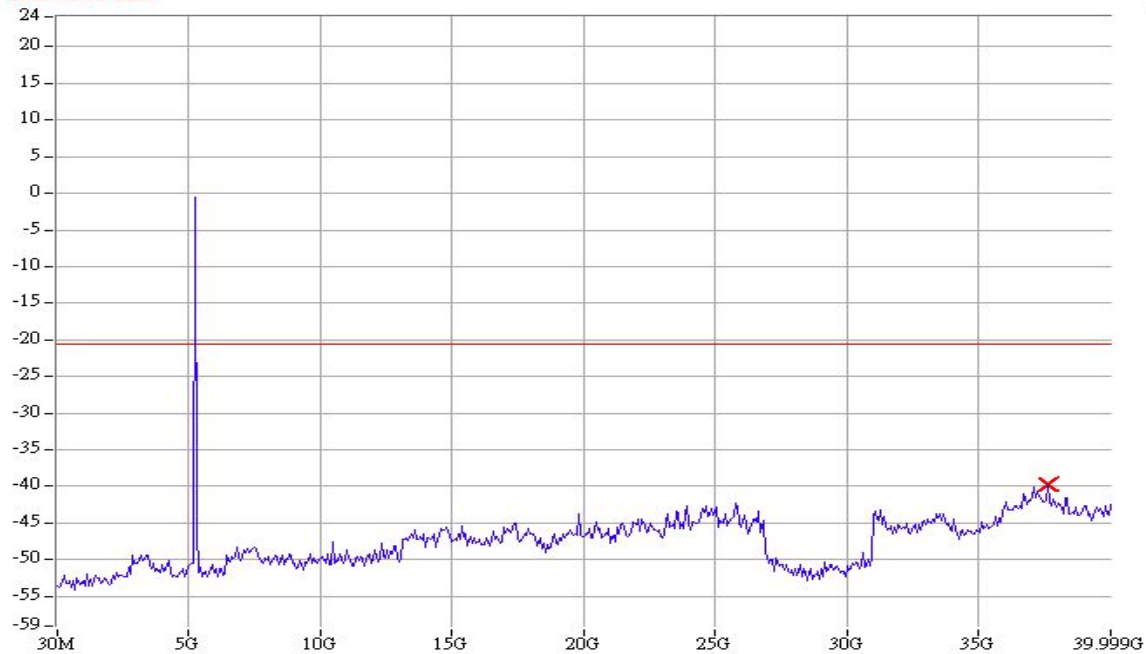
MKR -41.50dBm
37.001326GHz



802.11 a Chain A CH52 5260MHz

RBW / YBW : 100.00k/100.00k
RL OFFSET : 24.00dB SWP : 10s
Limit : -20.57dBm

MKR -39.73dBm
37.600861GHz



802.11 a Chain B CH52 5260MHz

RBW / YBW : 100.00k/100.00k
RL OFFSET : 26.00dB SWP : 10s
Limit : -20.67dBm

MKR -38.00dBm
37.134556GHz

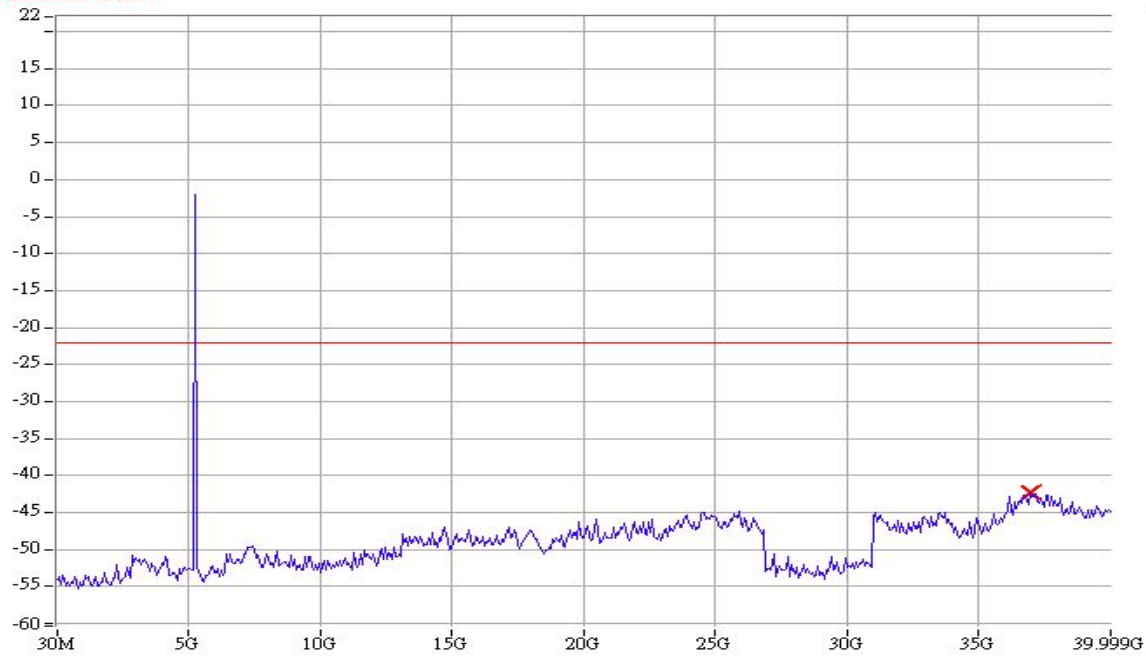


Conducted Spurious_802.11a_5260MHz(B)

802.11 a Chain C CH52 5260MHz

RBW / YBW : 100.00k/100.00k
RL OFFSET : 22.00dB SWP : 10s
Limit : -22.00dBm

MKR -42.33dBm
36.934711GHz

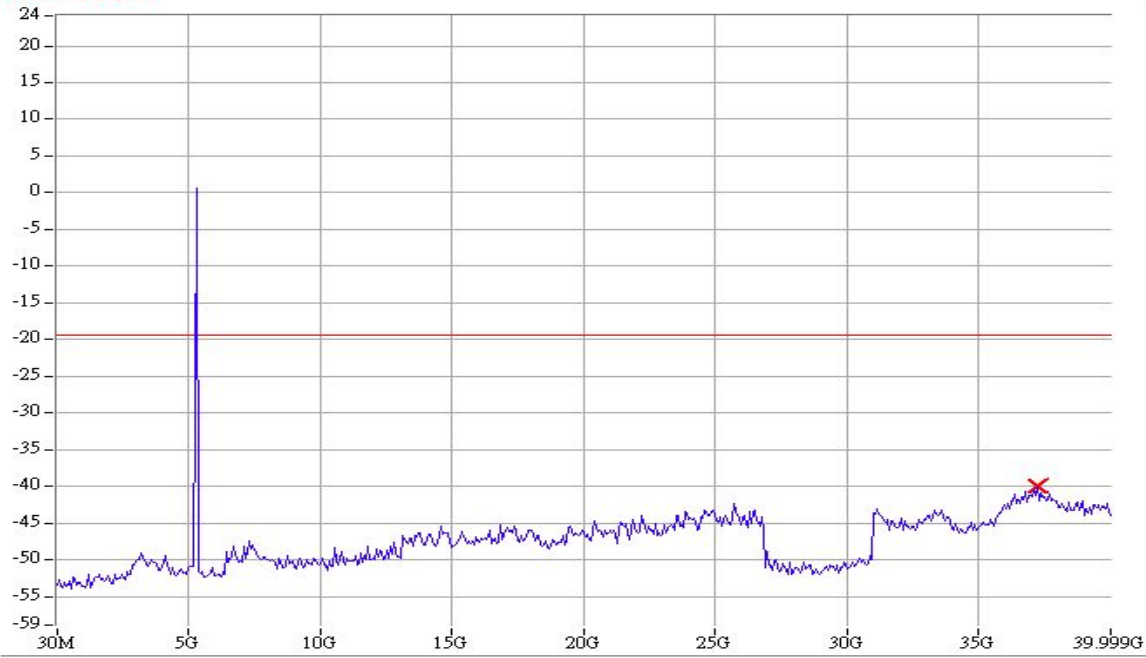


Conducted Spurious_802.11a_5260MHz(C)

802.11 a Chain A CH60 5300MHz

RBW / YBW : 100.00k/100.00k
RL OFFSET : 24.00dB SWP : 10s
Limit : -19.40dBm

MKR -39.90dBm
37.201171GHz

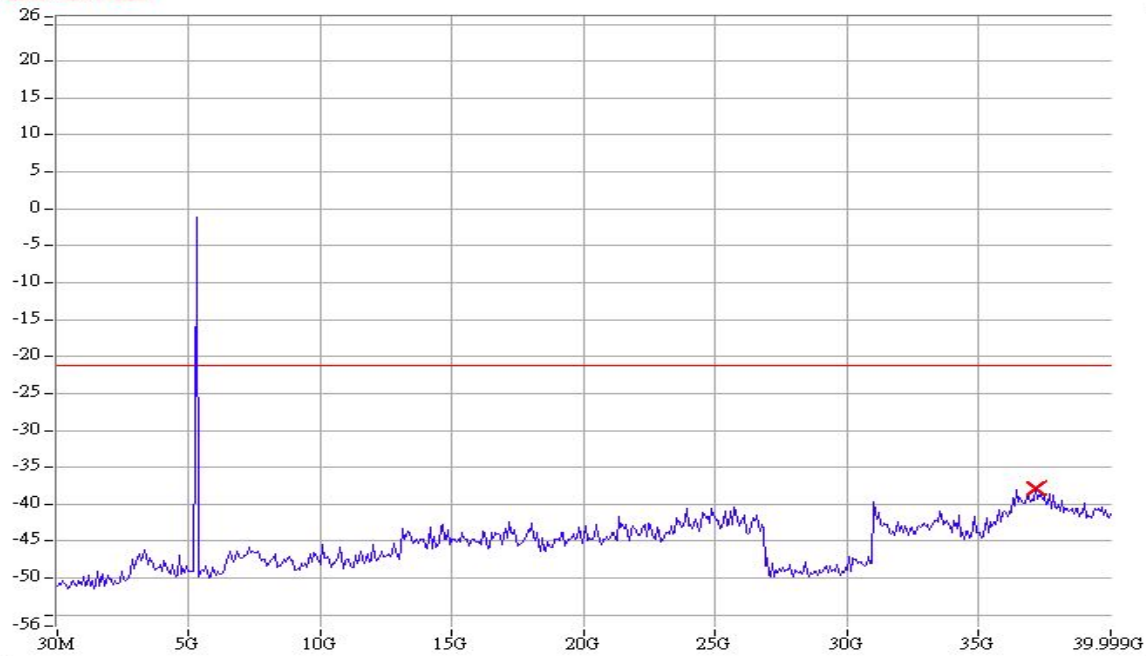


Conducted Spurious_802.11a_5300MHz(A)

802.11 a Chain B CH60 5300MHz

RBW / YBW : 100.00k/100.00k
RL OFFSET : 26.00dB SWP : 10s
Limit : -21.17dBm

MKR -37.83dBm
37.134556GHz

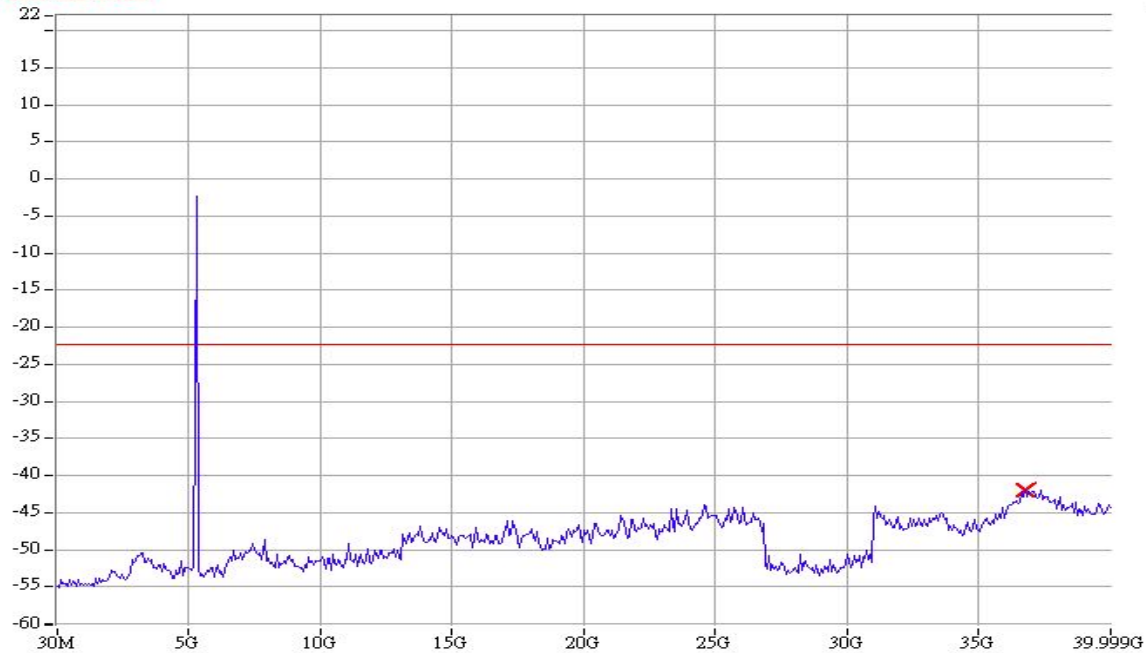


Conducted Spurious_802.11a_5300MHz(B)

802.11 a Chain C CH60 5300MHz

RBW / YBW : 100.00k/100.00k
RL OFFSET : 22.00dB SWP : 10s
Limit : -22.33dBm

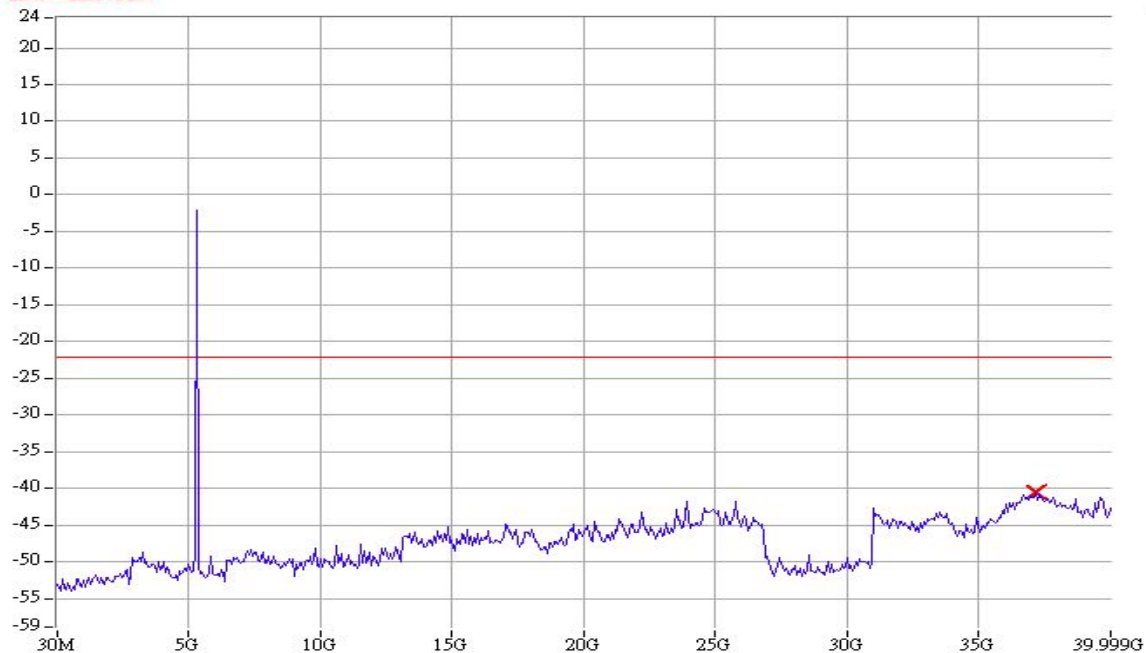
MKR -42.00dBm
36.734866GHz



802.11 a Chain A CH64 5320MHz

RBW / YBW : 100.00k/100.00k
RL OFFSET : 24.00dB SWP : 10s
Limit : -22.07dBm

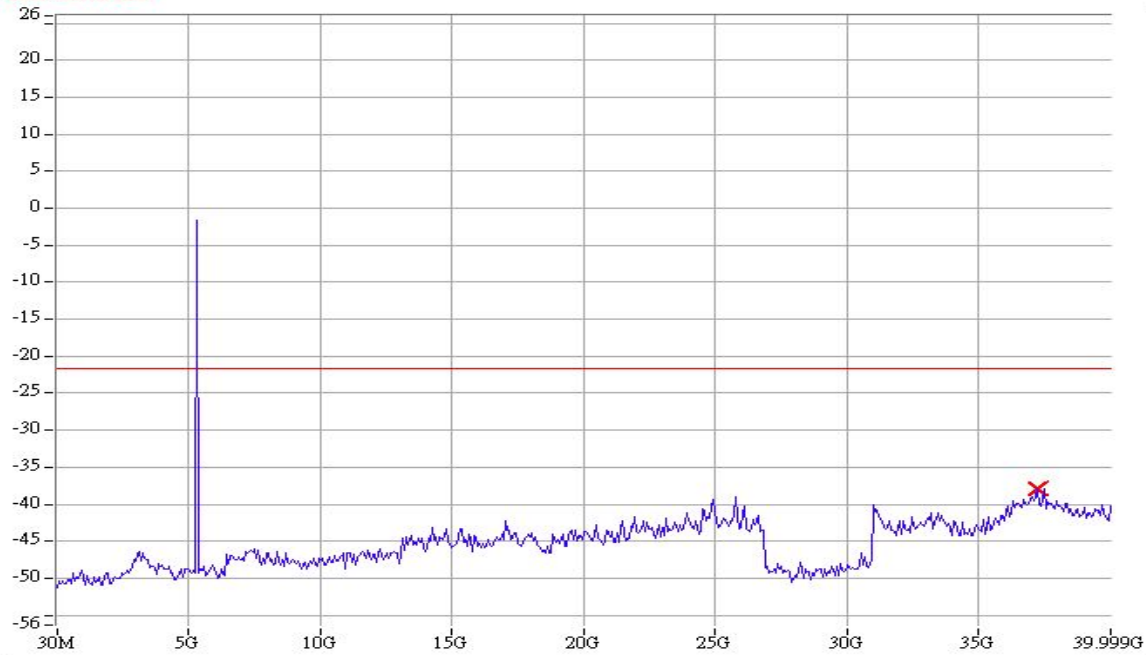
MKR -40.57dBm
37.134556GHz



802.11 a Chain B CH64 5320MHz

RBW / VBW : 100.00k/100.00k
RL OFFSET : 26.00dB SWP : 10s
Limit : -21.67dBm

MKR -37.83dBm
37.201171GHz



Conducted Spurious_802.11a_5320MHz(B)

802.11 a Chain C CH64 5320MHz

RBW / VBW : 100.00k/100.00k
RL OFFSET : 22.00dB SWP : 10s
Limit : -19.83dBm

MKR -42.17dBm
36.201946GHz

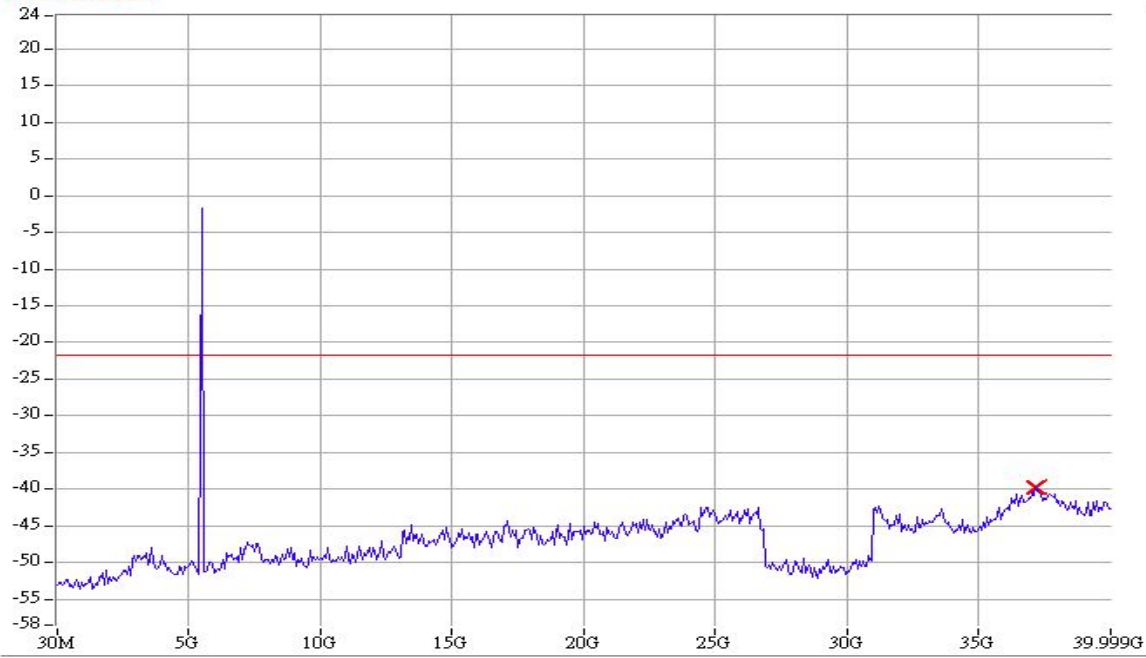


Conducted Spurious_802.11a_5320MHz(C)

802.11 a Chain A CH100 5500MHz

RBW / YBW : 100.00k/100.00k
RL OFFSET : 25.00dB SWP : 10s
Limit : -21.67dBm

MKR -39.67dBm
37.134556GHz

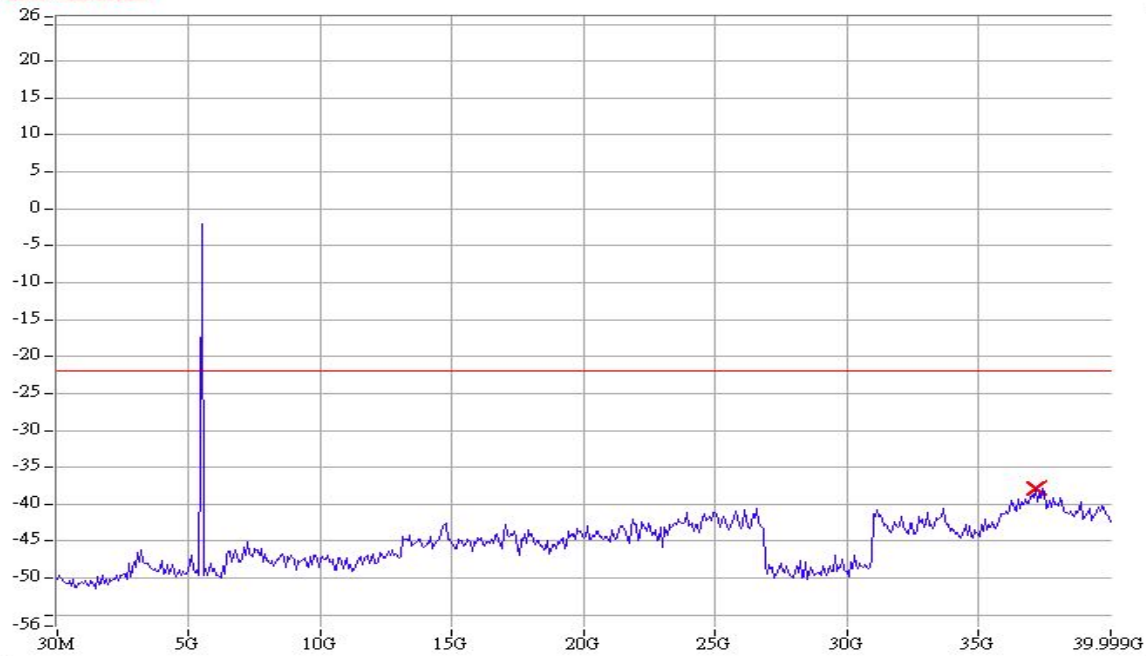


Conducted Spurious_802.11a_5500MHz(A)

802.11 a Chain B CH100 5500MHz

RBW / YBW : 100.00k/100.00k
RL OFFSET : 26.00dB SWP : 10s
Limit : -22.00dBm

MKR -37.83dBm
37.134556GHz

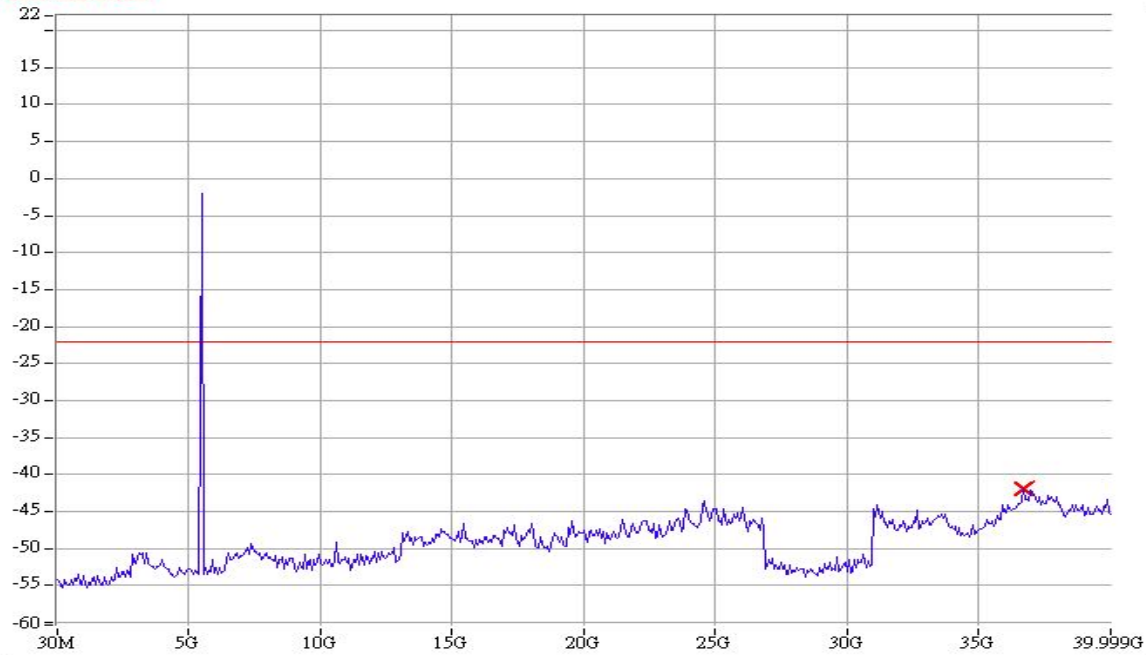


Conducted Spurious_802.11a_5500MHz(B)

802.11 a Chain C CH100 5500MHz

RBW / YBW : 100.00k/100.00k
RL OFFSET : 22.00dB SWP : 10s
Limit : -22.00dBm

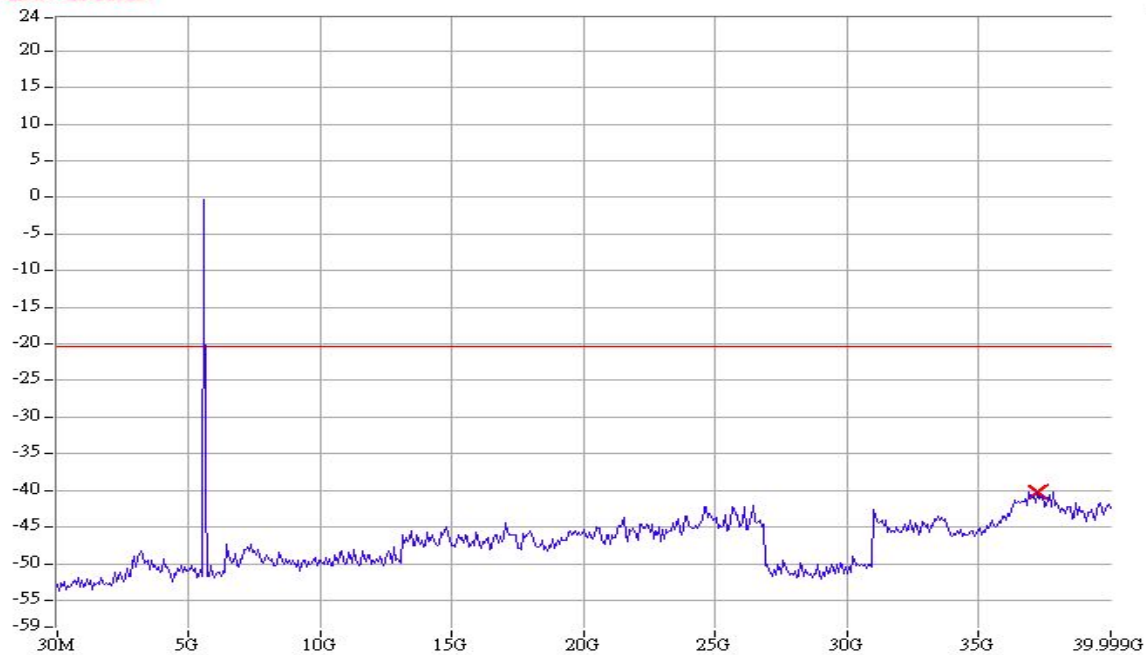
MKR -41.83dBm
36.668251GHz



802.11 a Chain A CH120 5600MHz

RBW / YBW : 100.00k/100.00k
RL OFFSET : 25.00dB SWP : 10s
Limit : -20.33dBm

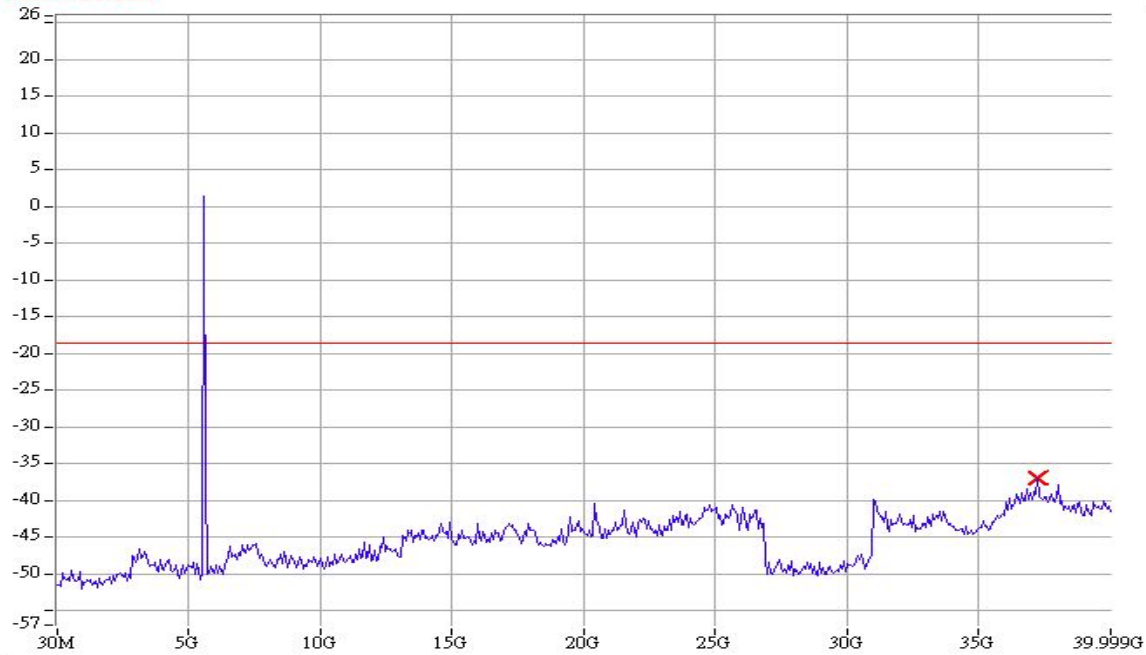
MKR -40.17dBm
37.201171GHz



802.11 a Chain B CH120 5600MHz

RBW / VBW : 100.00k/100.00k
RL OFFSET : 26.00dB SWP : 10s
Limit : -18.67dBm

MKR -37.00dBm
37.201171GHz

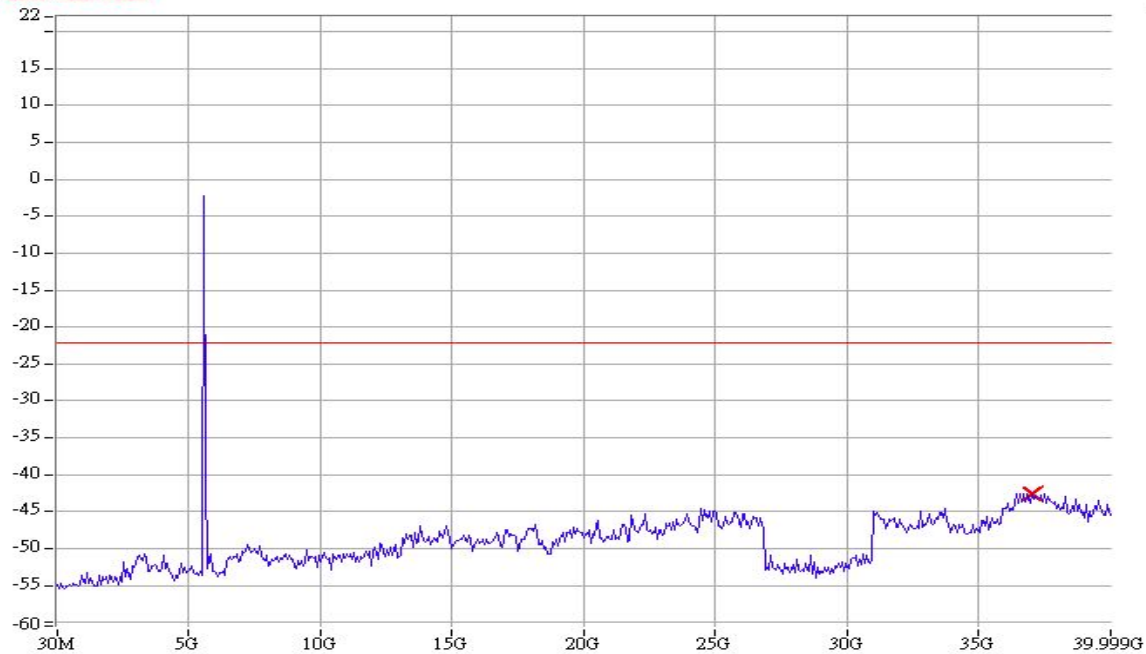


Conducted Spurious_802.11a_5600MHz(B)

802.11 a Chain C CH120 5600MHz

RBW / VBW : 100.00k/100.00k
RL OFFSET : 22.00dB SWP : 10s
Limit : -22.17dBm

MKR -42.50dBm
37.001326GHz

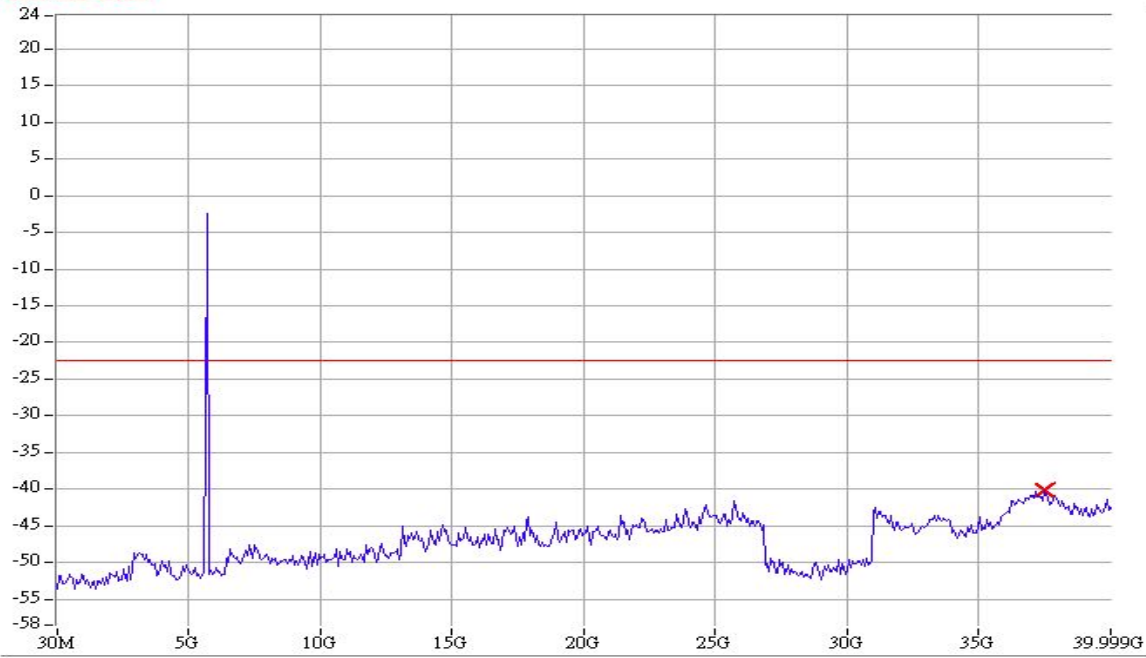


Conducted Spurious_802.11a_5600MHz(C)

802.11 a Chain A CH140 5700MHz

RBW / VBW : 100.00k/100.00k
RL OFFSET : 25.00dB SWP : 10s
Limit : -22.50dBm

MKR -40.17dBm
37.467631GHz

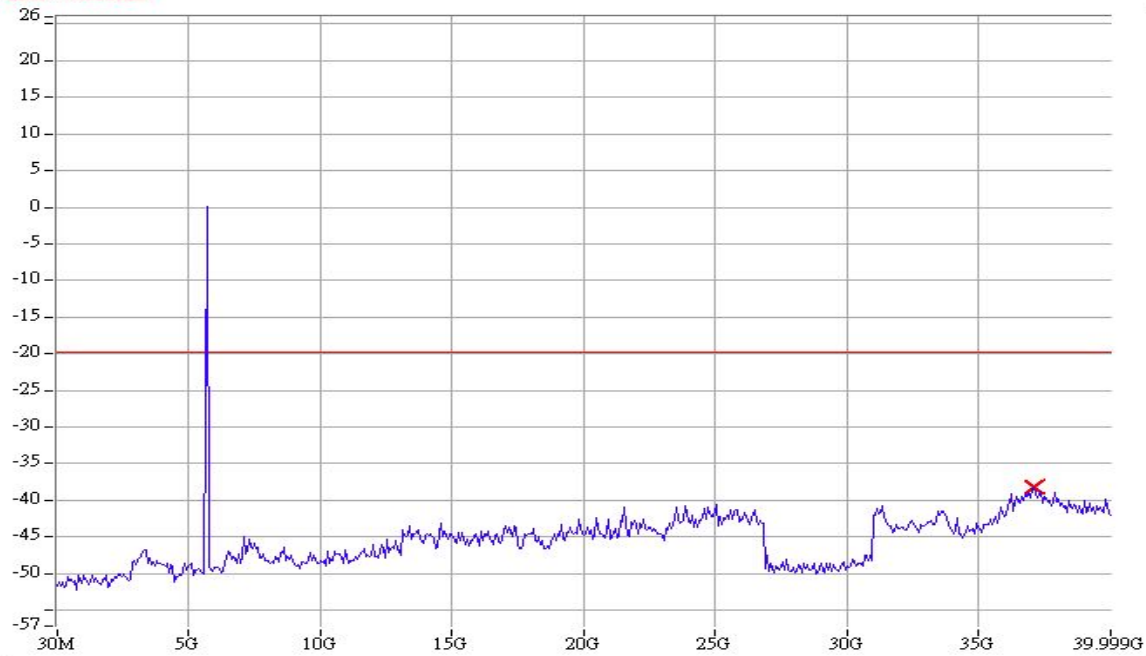


Conducted Spurious_802.11a_5700MHz(A)

802.11 a Chain B CH140 5700MHz

RBW / VBW : 100.00k/100.00k
RL OFFSET : 26.00dB SWP : 10s
Limit : -19.83dBm

MKR -38.17dBm
37.067941GHz

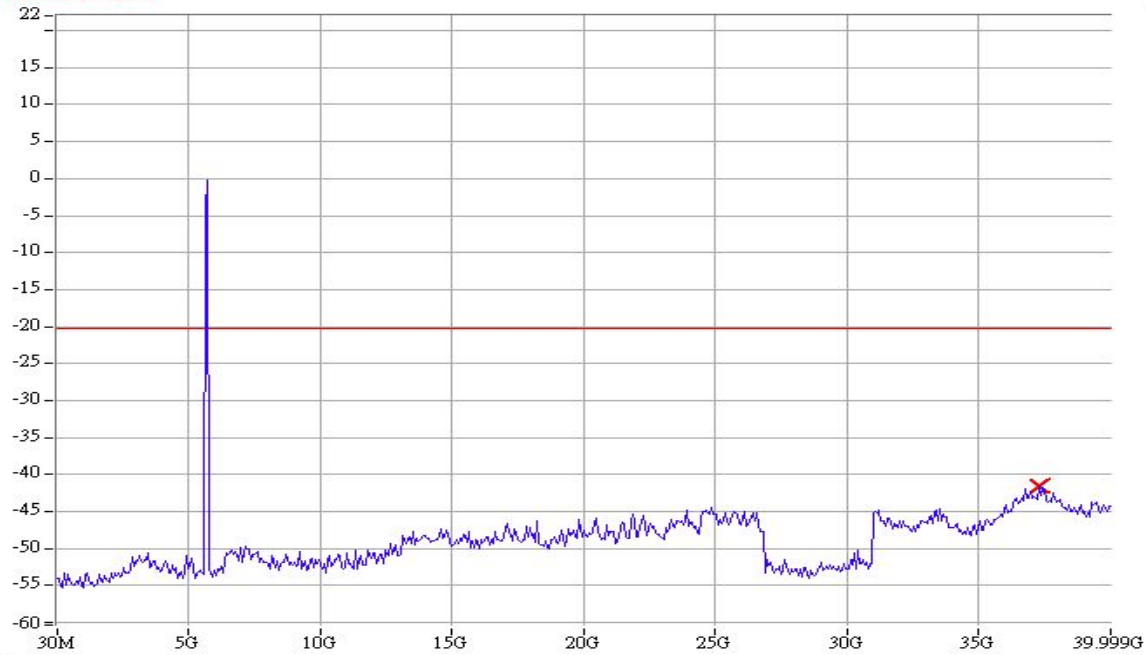


Conducted Spurious_802.11a_5700MHz(B)

802.11 a Chain C CH140 5700MHz

RBW / YBW : 100.00k/100.00k
RL OFFSET : 22.00dB SWP : 10s
Limit : -20.17dBm

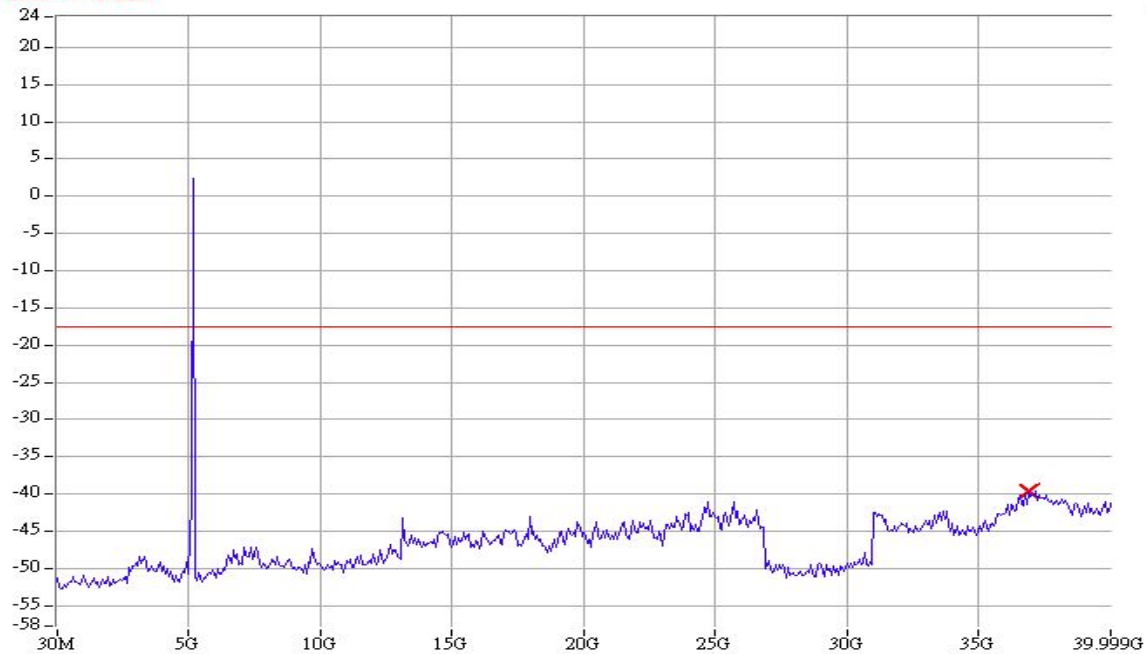
MKR -41.50dBm
37.267786GHz



802.11 n (HT20) Chain A CH36 5180MHz

RBW / YBW : 100.00k/100.00k
RL OFFSET : 24.00dB SWP : 10s
Limit : -17.57dBm

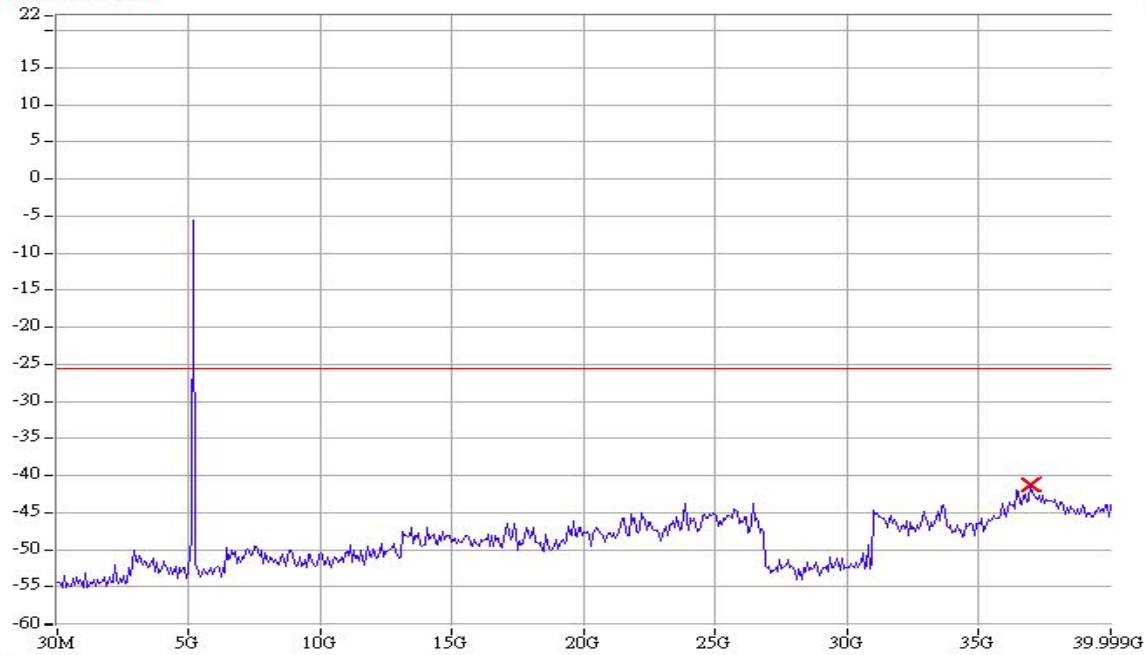
MKR -39.57dBm
36.868096GHz



802.11 n (HT20) Chain B CH36 5180MHz

RBW / VBW : 100.00k/100.00k
RL OFFSET : 22.00dB SWP : 10s
Limit : -25.50dBm

MKR -41.33dBm
36.934711GHz



Conducted Spurious_802.11n_HT20_5180MHz(B)

802.11 n (HT20) Chain C CH36 5180MHz

RBW / VBW : 100.00k/100.00k
RL OFFSET : 22.00dB SWP : 10s
Limit : -19.50dBm

MKR -41.50dBm
37.401016GHz

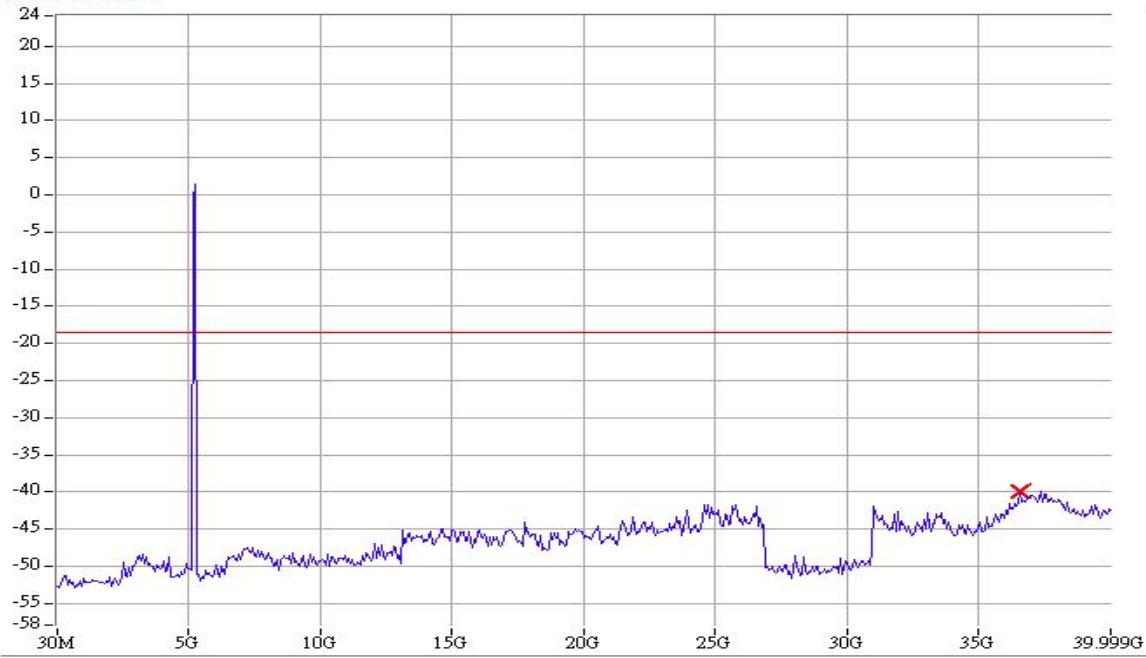


Conducted Spurious_802.11n_HT20_5180MHz(C)

802.11 n (HT20) Chain A CH44 5220MHz

RBW / VBW : 100.00k/100.00k
RL OFFSET : 24.00dB SWP : 10s
Limit : -18.57dBm

MKR -39.90dBm
36.535021GHz



Conducted Spurious_802.11n_HT20_5220MHz(A)

802.11 n (HT20) Chain B CH44 5220MHz

RBW / VBW : 100.00k/100.00k
RL OFFSET : 22.00dB SWP : 10s
Limit : -24.83dBm

MKR -40.67dBm
36.535021GHz

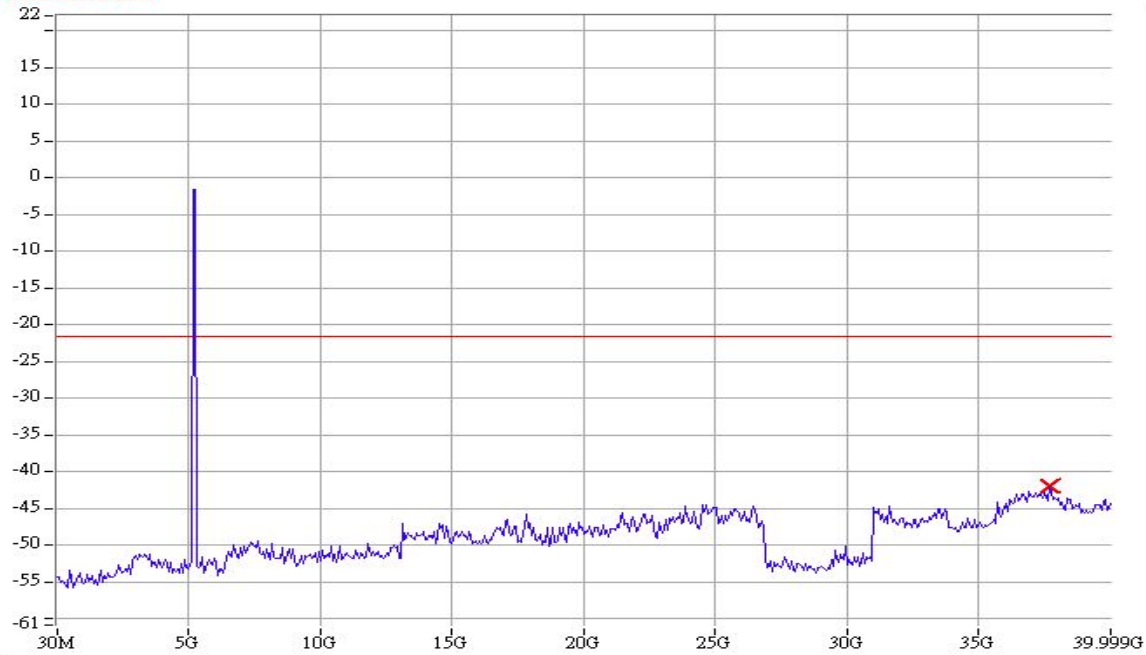


Conducted Spurious_802.11n_HT20_5220MHz(B)

802.11 n (HT20) Chain C CH44 5220MHz

RBW / YBW : 100.00k/100.00k
RL OFFSET : 22.00dB SWP : 10s
Limit : -21.67dBm

MKR -42.00dBm
37.667476GHz

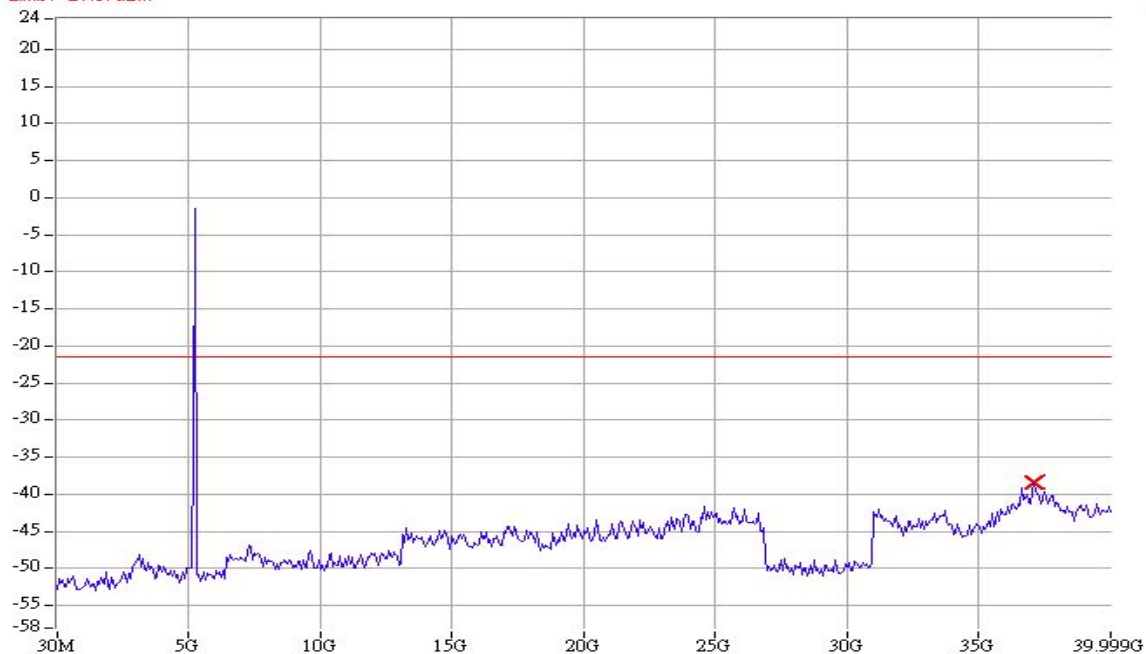


Conducted Spurious_802.11n_HT20_5220MHz(C)

802.11 n (HT20) Chain A CH48 5240MHz

RBW / YBW : 100.00k/100.00k
RL OFFSET : 24.00dB SWP : 10s
Limit : -21.57dBm

MKR -38.40dBm
37.067941GHz

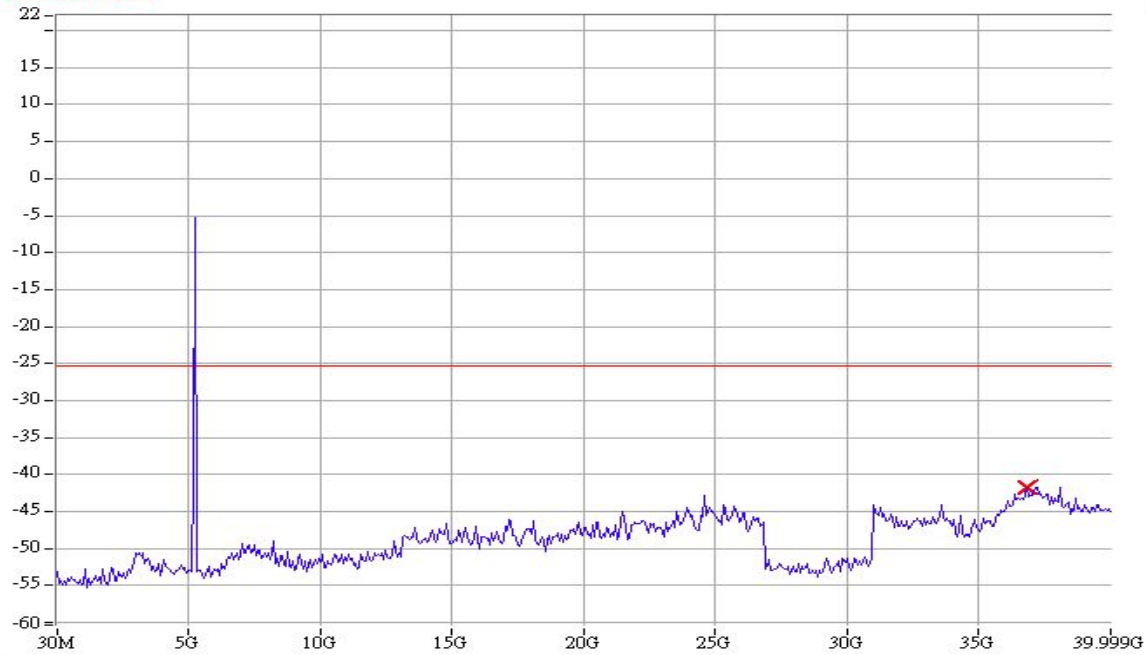


Conducted Spurious_802.11n_HT20_5240MHz(A)

802.11 n (HT20) Chain B CH48 5240MHz

RBW / VBW : 100.00k/100.00k
RL OFFSET : 22.00dB SWP : 10s
Limit : -25.33dBm

MKR -41.67dBm
36.801481GHz



802.11 n (HT20) Chain C CH48 5240MHz

RBW / VBW : 100.00k/100.00k
RL OFFSET : 22.00dB SWP : 10s
Limit : -22.33dBm

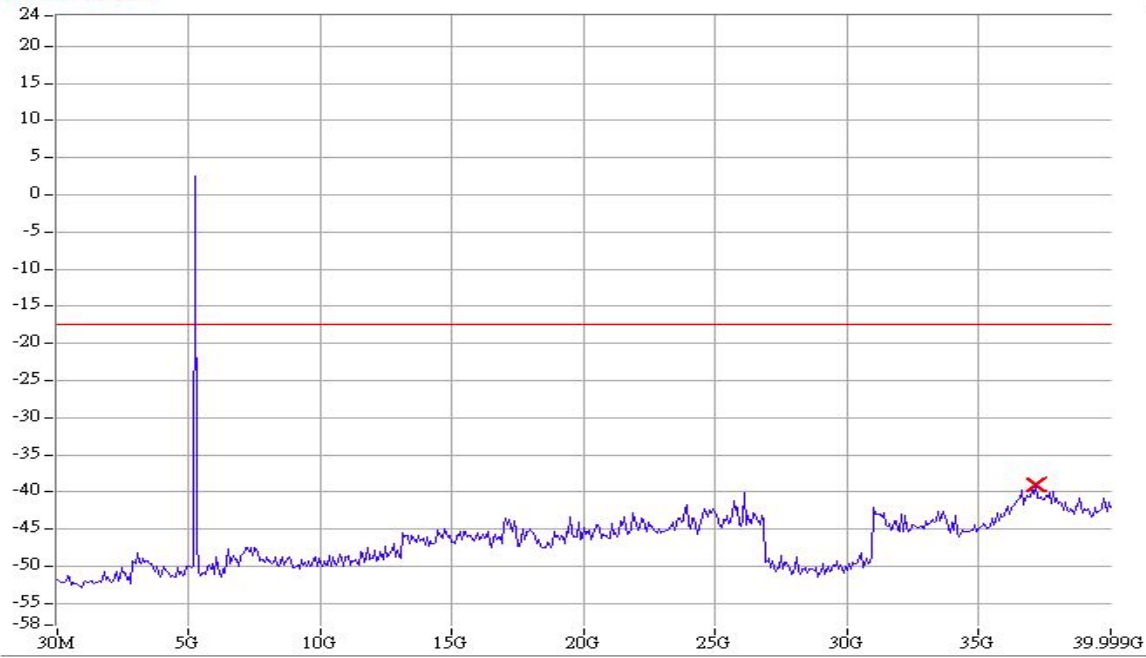
MKR -41.83dBm
37.201171GHz



802.11 n (HT20) Chain A CH52 5260MHz

RBW / VBW : 100.00k/100.00k
RL OFFSET : 24.00dB SWP : 10s
Limit : -17.40dBm

MKR -39.07dBm
37.134556GHz



Conducted Spurious_802.11n_HT20_5260MHz(A)

802.11 n (HT20) Chain B CH52 5260MHz

RBW / VBW : 100.00k/100.00k
RL OFFSET : 22.00dB SWP : 10s
Limit : -23.83dBm

MKR -40.83dBm
37.134556GHz

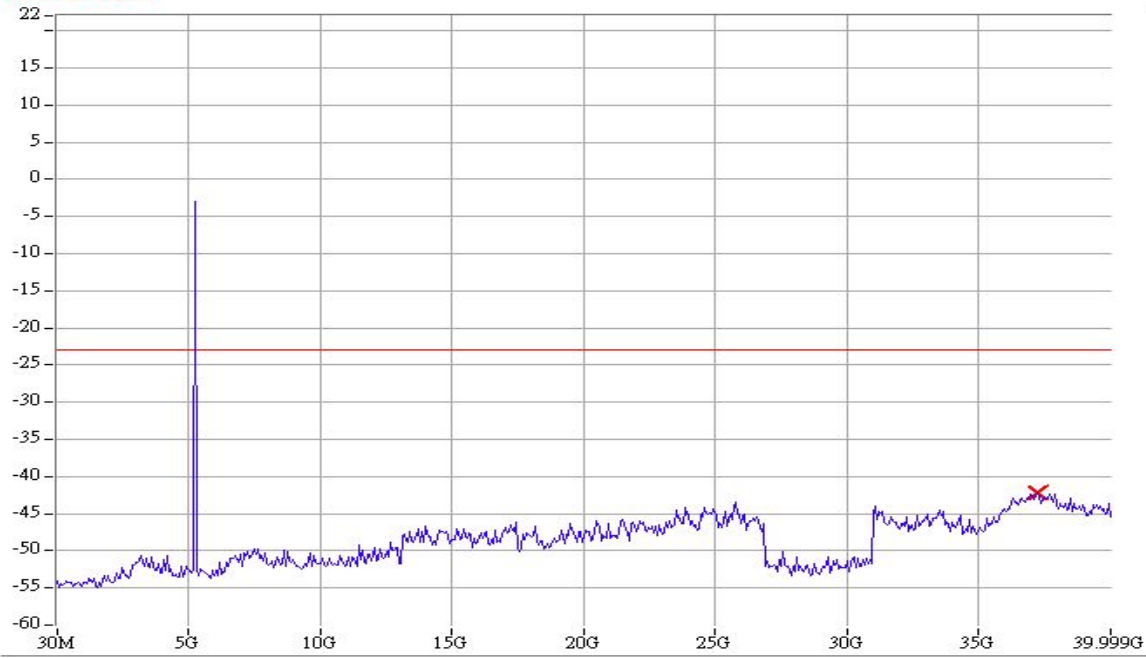


Conducted Spurious_802.11n_HT20_5260MHz(B)

802.11 n (HT20) Chain C CH52 5260MHz

RBW / YBW : 100.00k/100.00k
RL OFFSET : 22.00dB SWP : 10s
Limit : -23.00dBm

MKR -42.17dBm
37.201171GHz

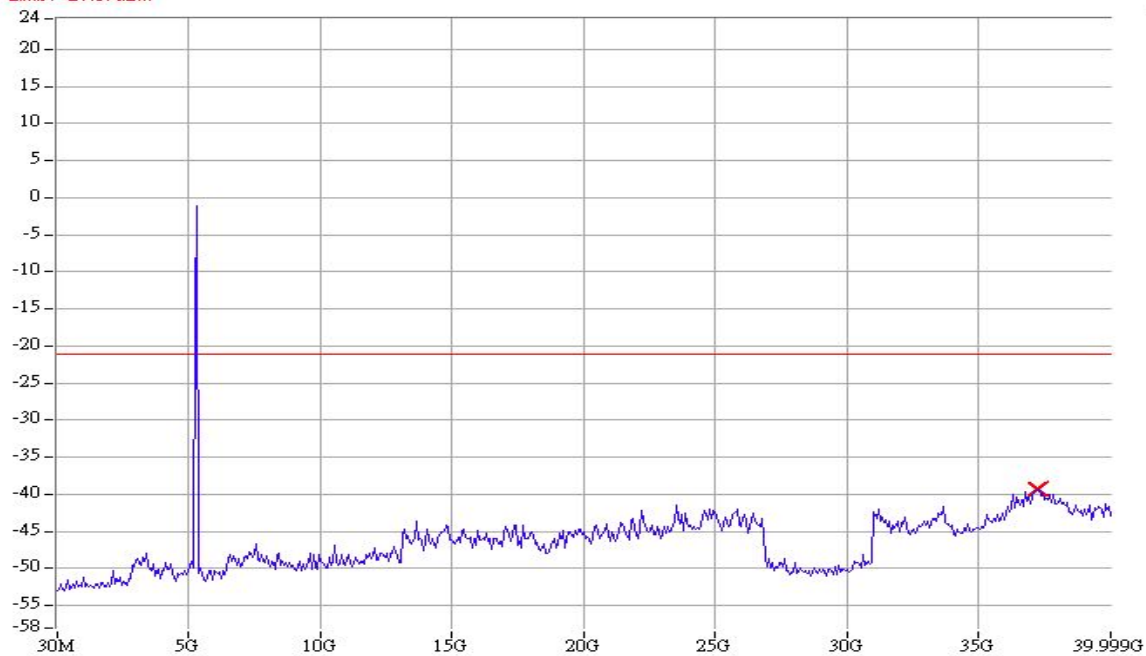


Conducted Spurious_802.11n_HT20_5260MHz(C)

802.11 n (HT20) Chain A CH60 5300MHz

RBW / YBW : 100.00k/100.00k
RL OFFSET : 24.00dB SWP : 10s
Limit : -21.07dBm

MKR -39.40dBm
37.201171GHz

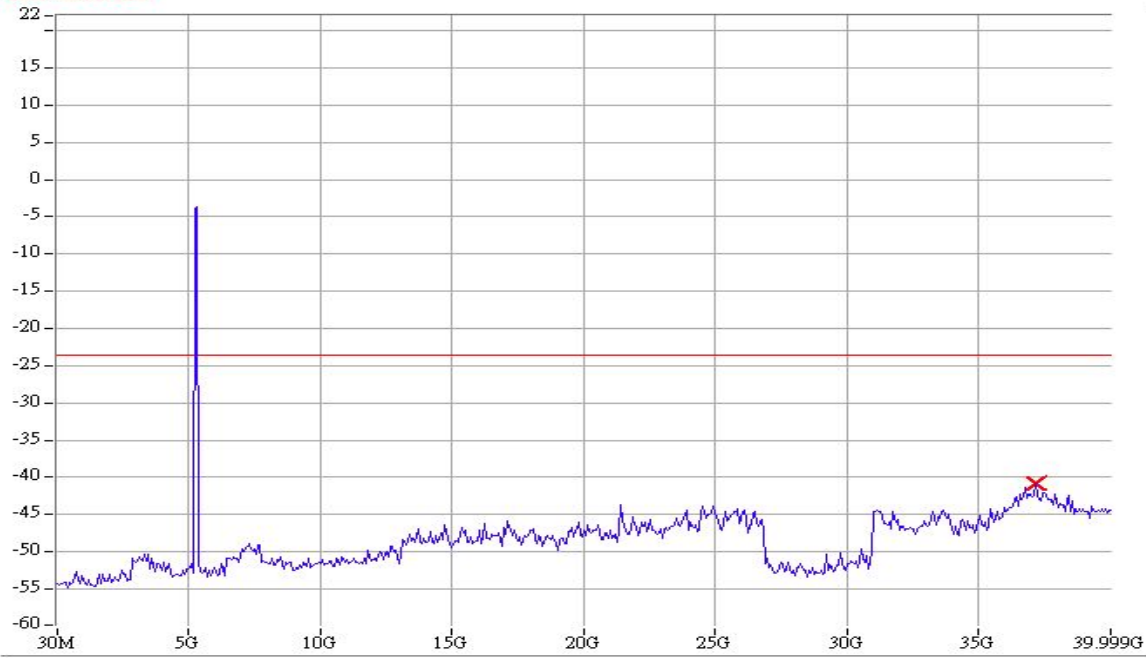


Conducted Spurious_802.11n_HT20_5300MHz(A)

802.11 n (HT20) Chain B CH60 5300MHz

RBW / YBW : 100.00k/100.00k
RL OFFSET : 22.00dB SWP : 10s
Limit : -23.67dBm

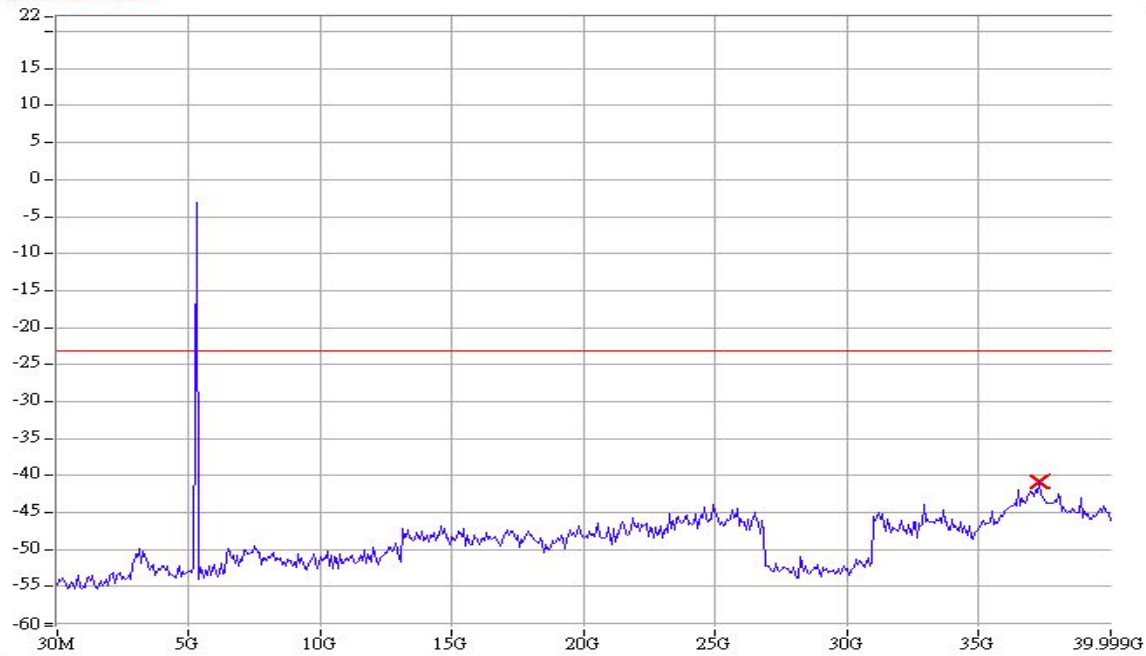
MKR -40.83dBm
37.134556GHz



802.11 n (HT20) Chain C CH60 5300MHz

RBW / YBW : 100.00k/100.00k
RL OFFSET : 22.00dB SWP : 10s
Limit : -23.17dBm

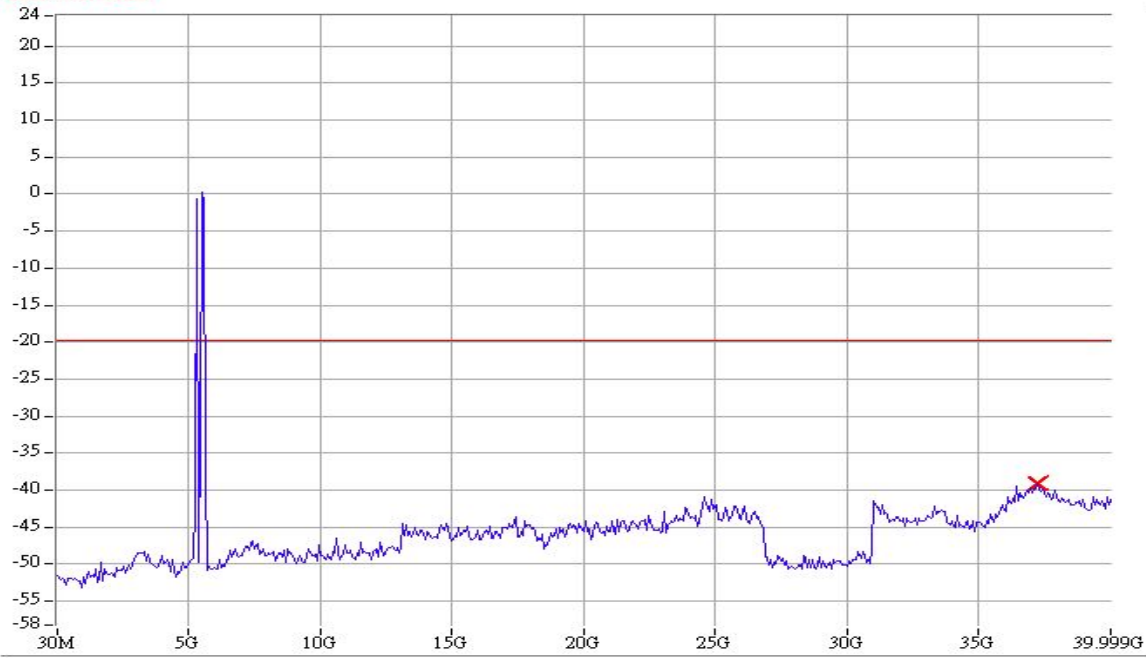
MKR -40.83dBm
37.267786GHz



802.11 n (HT20) Chain A CH64 5320MHz

RBW / YBW : 100.00k/100.00k
RL OFFSET : 24.00dB SWP : 10s
Limit : -19.73dBm

MKR -39.07dBm
37.201171GHz



Conducted Spurious_802.11n_HT20_5320MHz(A)

802.11 n (HT20) Chain B CH64 5320MHz

RBW / YBW : 100.00k/100.00k
RL OFFSET : 22.00dB SWP : 10s
Limit : -23.67dBm

MKR -40.83dBm
37.134556GHz

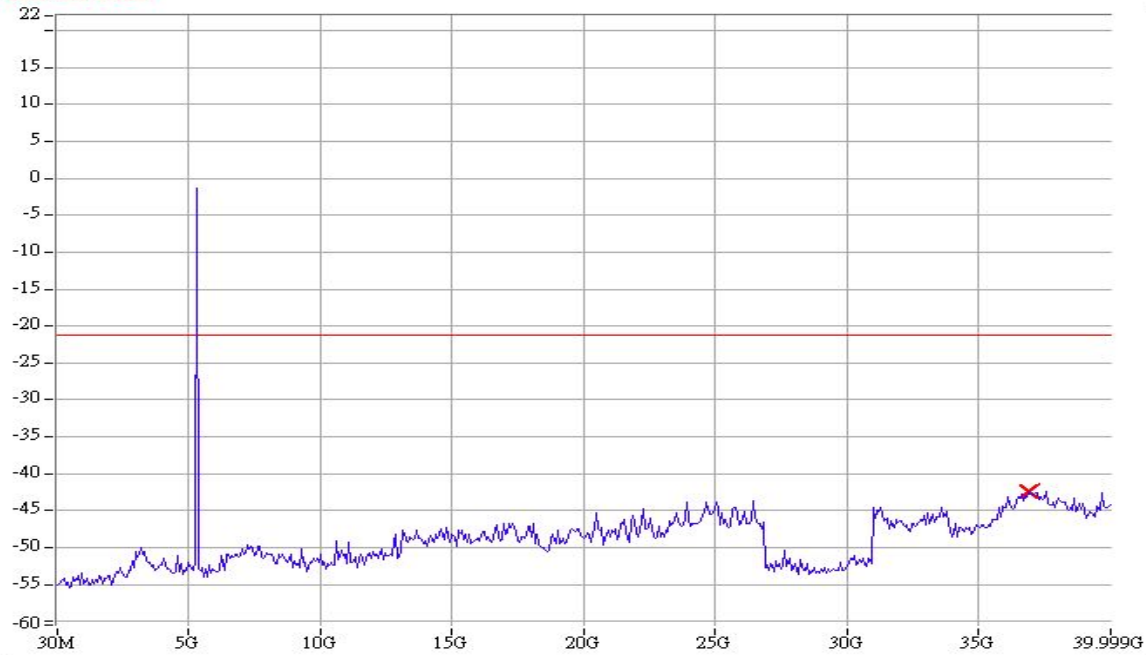


Conducted Spurious_802.11n_HT20_5320MHz(B)

802.11 n (HT20) Chain C CH64 5320MHz

RBW / VBW : 100.00k/100.00k
RL OFFSET : 22.00dB SWP : 10s
Limit : -21.33dBm

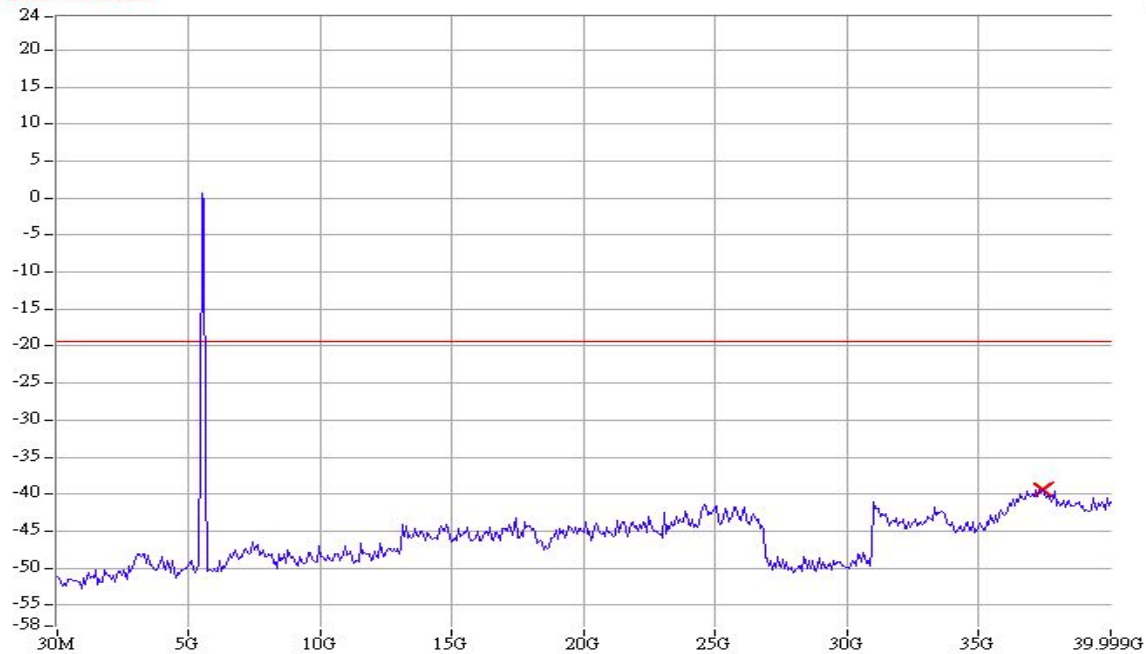
MKR -42.33dBm
36.868096GHz



802.11 n (HT20) Chain A CH100 5500MHz

RBW / VBW : 100.00k/100.00k
RL OFFSET : 25.00dB SWP : 10s
Limit : -19.33dBm

MKR -39.33dBm
37.401016GHz



802.11 n (HT20) Chain B CH100 5500MHz

RBW / VBW : 100.00k/100.00k
RL OFFSET : 22.00dB SWP : 10s
Limit : -23.67dBm

MKR -40.83dBm
37.134556GHz



Conducted Spurious_802.11n_HT20_5500MHz(B)

802.11 n (HT20) Chain C CH100 5500MHz

RBW / VBW : 100.00k/100.00k
RL OFFSET : 22.00dB SWP : 10s
Limit : -23.67dBm

MKR -41.83dBm
37.001326GHz

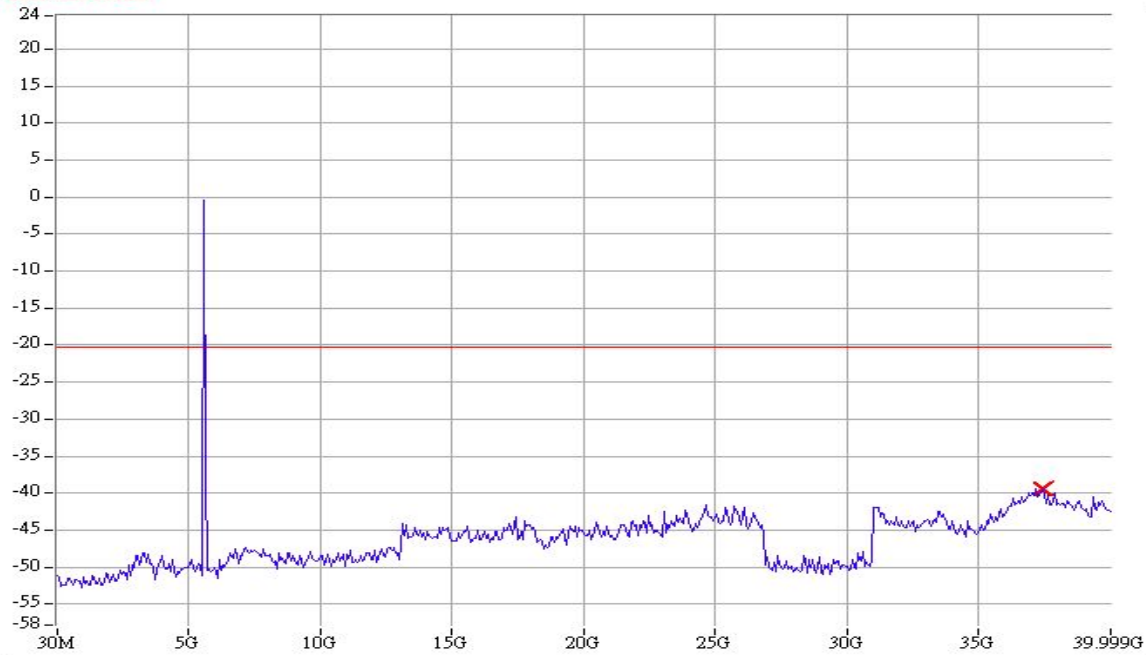


Conducted Spurious_802.11n_HT20_5500MHz(C)

802.11 n (HT20) Chain A CH120 5600MHz

RBW / VBW : 100.00k/100.00k
RL OFFSET : 25.00dB SWP : 10s
Limit : -20.33dBm

MKR -39.33dBm
37.401016GHz



Conducted Spurious_802.11n_HT20_5600MHz(A)

802.11 n (HT20) Chain B CH120 5600MHz

RBW / VBW : 100.00k/100.00k
RL OFFSET : 22.00dB SWP : 10s
Limit : -26.50dBm

MKR -41.50dBm
37.800706GHz



Conducted Spurious_802.11n_HT20_5600MHz(B)

802.11 n (HT20) Chain C CH120 5600MHz

RBW / VBW : 100.00k/100.00k
RL OFFSET : 22.00dB SWP : 10s
Limit : -23.50dBm

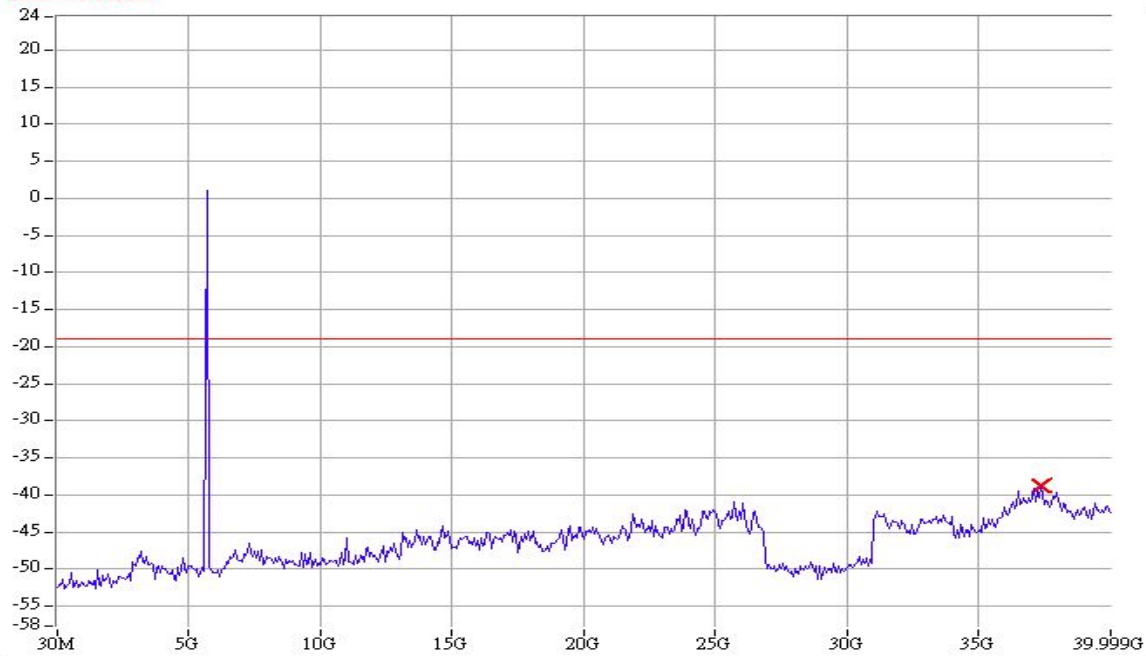
MKR -41.17dBm
37.134556GHz



802.11 n (HT20) Chain A CH140 5700MHz

RBW / VBW : 100.00k/100.00k
RL OFFSET : 25.00dB SWP : 10s
Limit : -19.00dBm

MKR -38.83dBm
37.334401GHz



802.11 n (HT20) Chain B CH140 5700MHz

RBW / YBW : 100.00k/100.00k
RL OFFSET : 22.00dB SWP : 10s
Limit : -26.50dBm

MKR -41.17dBm
38.267011GHz

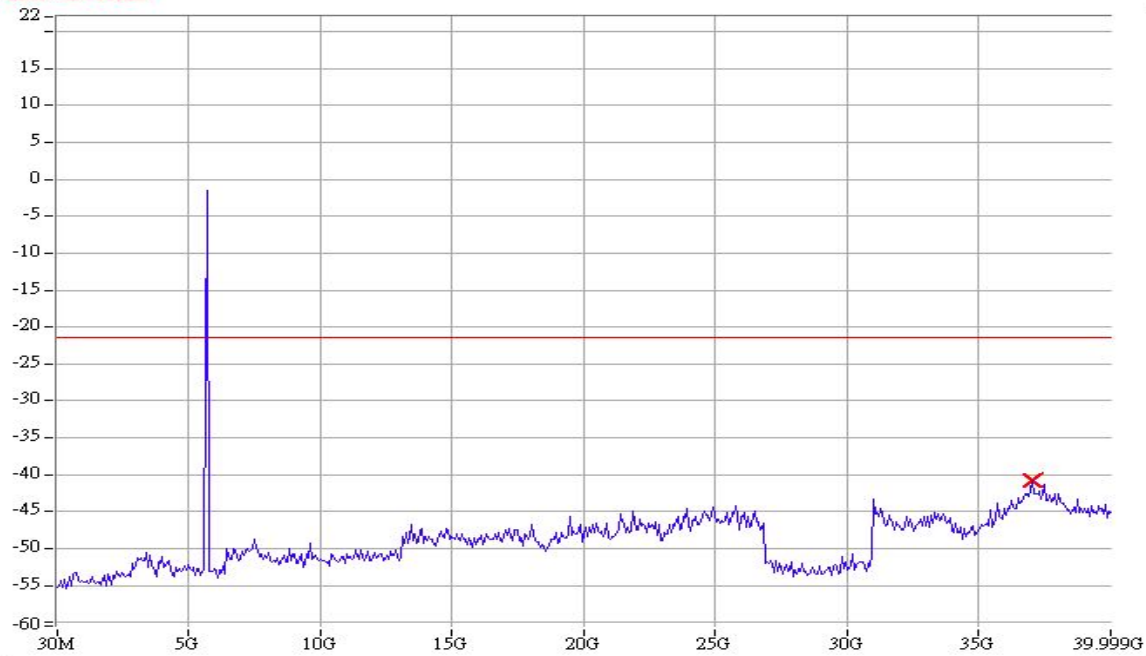


Conducted Spurious_802.11n_HT20_5700MHz(B)

802.11 n (HT20) Chain C CH140 5700MHz

RBW / YBW : 100.00k/100.00k
RL OFFSET : 22.00dB SWP : 10s
Limit : -21.50dBm

MKR -40.83dBm
37.001326GHz

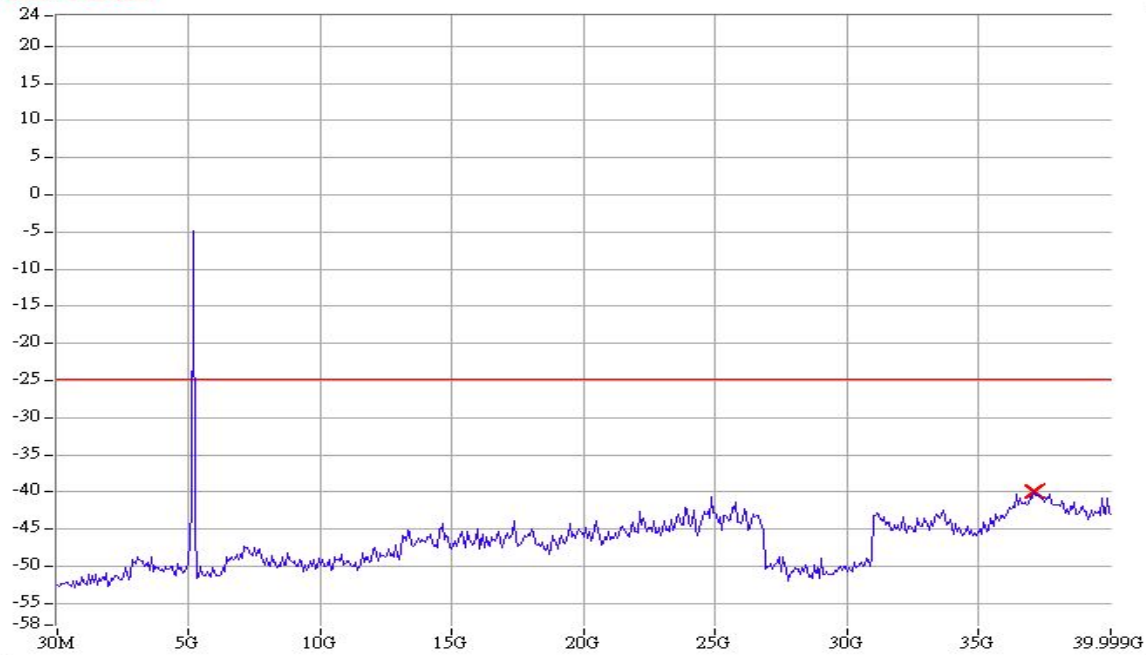


Conducted Spurious_802.11n_HT20_5700MHz(C)

802.11 n (HT40) Chain A CH38 5190MHz

RBW / VBW : 100.00k/100.00k
RL OFFSET : 24.00dB SWP : 10s
Limit : -24.90dBm

MKR -39.90dBm
37.067941GHz



Conducted Spurious_802.11n_HT40_5190MHz(A)

802.11 n (HT40) Chain B CH38 5190MHz

RBW / VBW : 100.00k/100.00k
RL OFFSET : 26.00dB SWP : 10s
Limit : -25.50dBm

MKR -37.33dBm
37.134556GHz



Conducted Spurious_802.11n_HT40_5190MHz(B)