

Test Laboratory: Compliance Certification Services Inc.

## D2450V2 SN-728 Body

**DUT: Dipole 2450 MHz; Type: D2450V2; Serial: D2450V2 - SN:728**

Communication System: CW2450; Frequency: 2450 MHz; Duty Cycle: 1:1

Medium parameters used:  $f = 2450$  MHz;  $\sigma = 1.93$  mho/m;  $\epsilon_r = 51.7$ ;  $\rho = 1000$  kg/m<sup>3</sup>

Phantom section: Flat Section

Air Temperature: 24.6 deg C; Liquid Temperature: 23.6 deg C

Area Scan Find Secondary Maximum Within 2dB and with a peak SAR value greater than 0.0012W/kg

### DASY4 Configuration:

- Probe: EX3DV4 - SN3665; ConvF(7.35, 7.35, 7.35);
- Sensor-Surface: 2.5mm (Mechanical Surface Detection)
- Electronics: DAE4 Sn877; Calibrated: 2010/2/17
- Phantom: Flat Phantom ELI4.0; Type: QDOVA001BA; Serial: SN: 1056
- Measurement SW: DASY4, V4.7 Build 80; Postprocessing SW: SEMCAD, V1.8 Build 186

**Pin=250mW,d=10mm/Area Scan (6x6x1):** Measurement grid: dx=15mm, dy=15mm

Maximum value of SAR (measured) = 13.9 mW/g

**Pin=250mW,d=10mm/Zoom Scan (7x7x7)/Cube 0:** Measurement grid: dx=5mm, dy=5mm, dz=5mm

Reference Value = 98.2 V/m; Power Drift = -0.056 dB

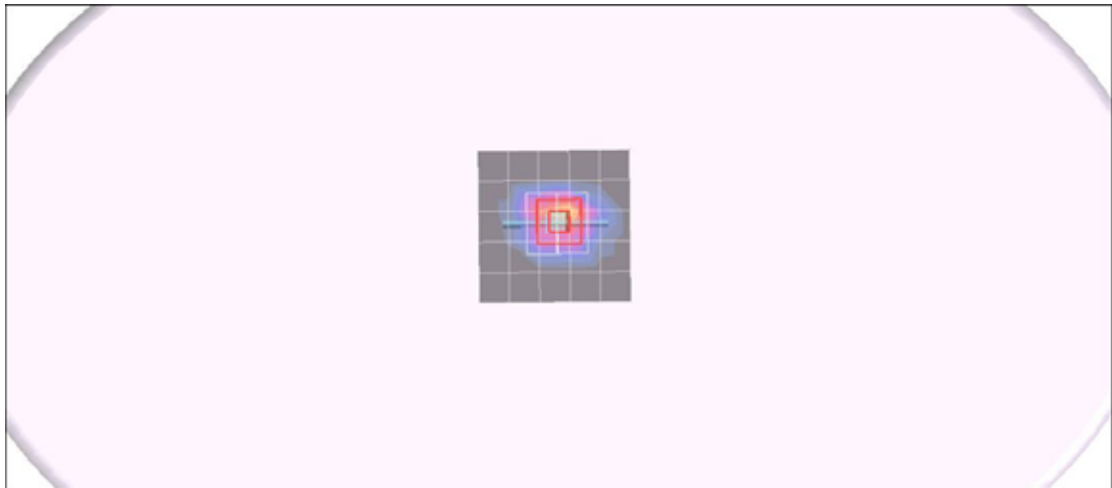
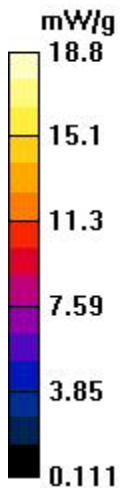
Peak SAR (extrapolated) = 27.4 W/kg

**SAR(1 g) = 13.3 mW/g; SAR(10 g) = 6.07 mW/g**

Maximum value of SAR (measured) = 18.8 mW/g

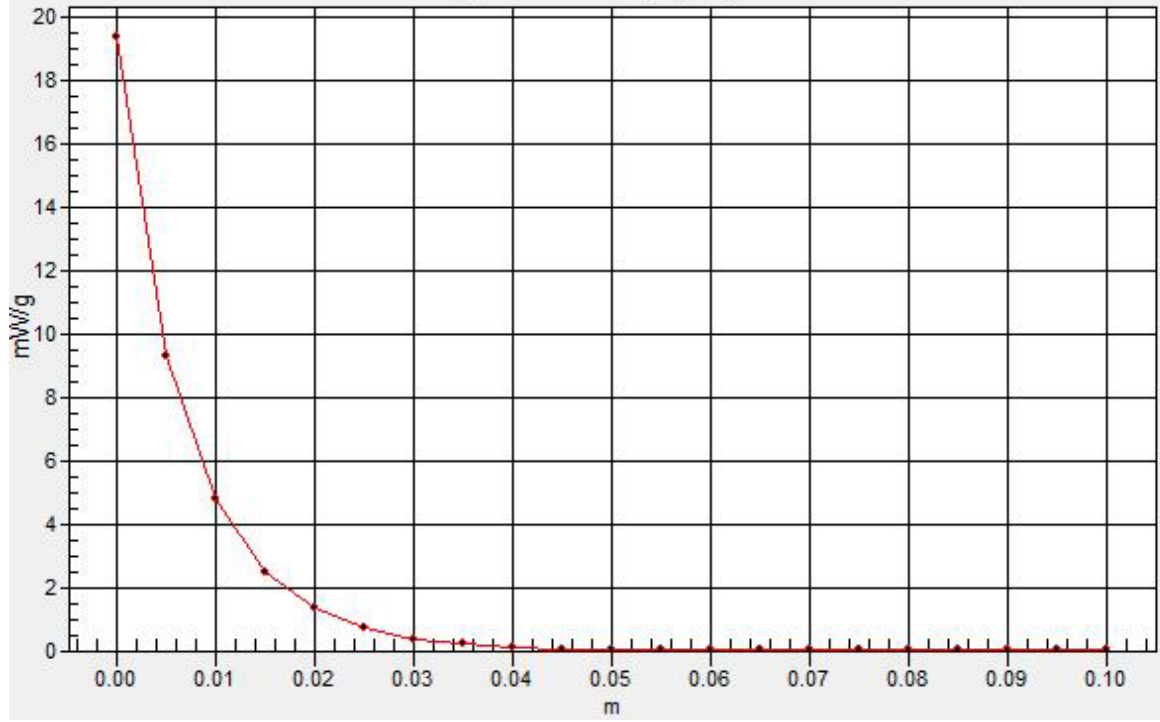
**Pin=250mW,d=10mm/Z Scan (1x1x21):** Measurement grid: dx=20mm, dy=20mm, dz=5mm

Maximum value of SAR (measured) = 19.4 mW/g



# SAR(x,y,z,f0)

SAR; Z Scan: Value Along Z, X=0, Y=0



Test Laboratory: Compliance Certification Services Inc.

## D2450V2 SN-728 Body

**DUT: Dipole 2450 MHz; Type: D2450V2; Serial: D2450V2 - SN:728**

Communication System: CW2450; Frequency: 2450 MHz; Duty Cycle: 1:1

Medium parameters used:  $f = 2450$  MHz;  $\sigma = 1.96$  mho/m;  $\epsilon_r = 51.9$ ;  $\rho = 1000$  kg/m<sup>3</sup>

Phantom section: Flat Section

Air Temperature: 24.6 deg C; Liquid Temperature: 23.6 deg C

Area Scan Find Secondary Maximum Within 2dB and with a peak SAR value greater than 0.0012W/kg

### DASY4 Configuration:

- Probe: EX3DV4 - SN3665; ConvF(7.35, 7.35, 7.35);
- Sensor-Surface: 2.5mm (Mechanical Surface Detection)
- Electronics: DAE4 Sn877; Calibrated: 2010/2/17
- Phantom: Flat Phantom ELI4.0; Type: QDOVA001BA; Serial: SN: 1056
- Measurement SW: DASY4, V4.7 Build 80; Postprocessing SW: SEMCAD, V1.8 Build 186

**Pin=250mW,d=10mm/Area Scan (6x6x1):** Measurement grid: dx=15mm, dy=15mm

Maximum value of SAR (measured) = 14.1 mW/g

**Pin=250mW,d=10mm/Zoom Scan (7x7x7)/Cube 0:** Measurement grid: dx=5mm, dy=5mm, dz=5mm

Reference Value = 98.2 V/m; Power Drift = -0.056 dB

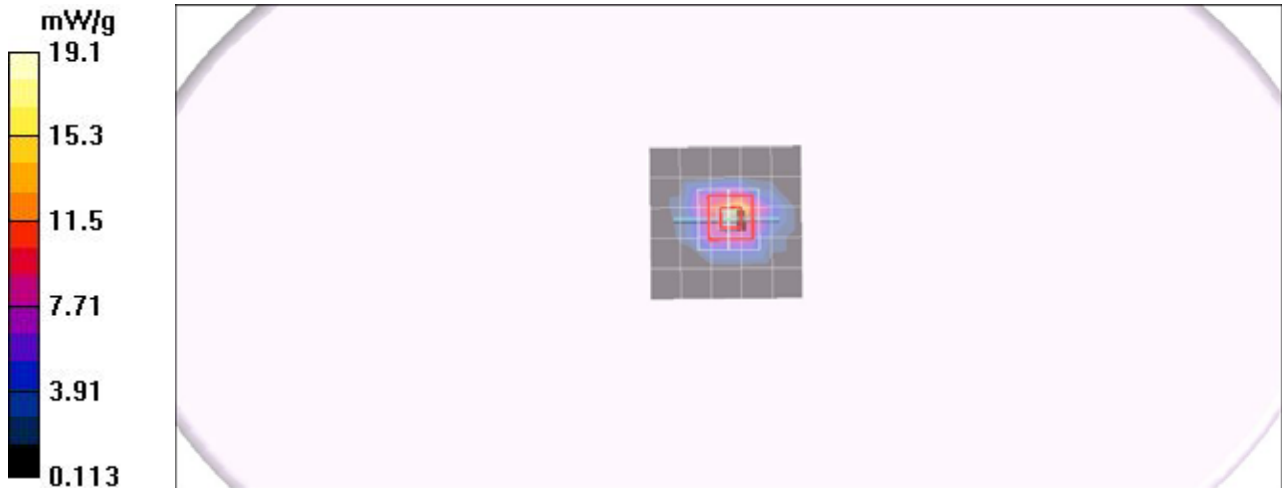
Peak SAR (extrapolated) = 27.9 W/kg

**SAR(1 g) = 13.5 mW/g; SAR(10 g) = 6.18 mW/g**

Maximum value of SAR (measured) = 19.1 mW/g

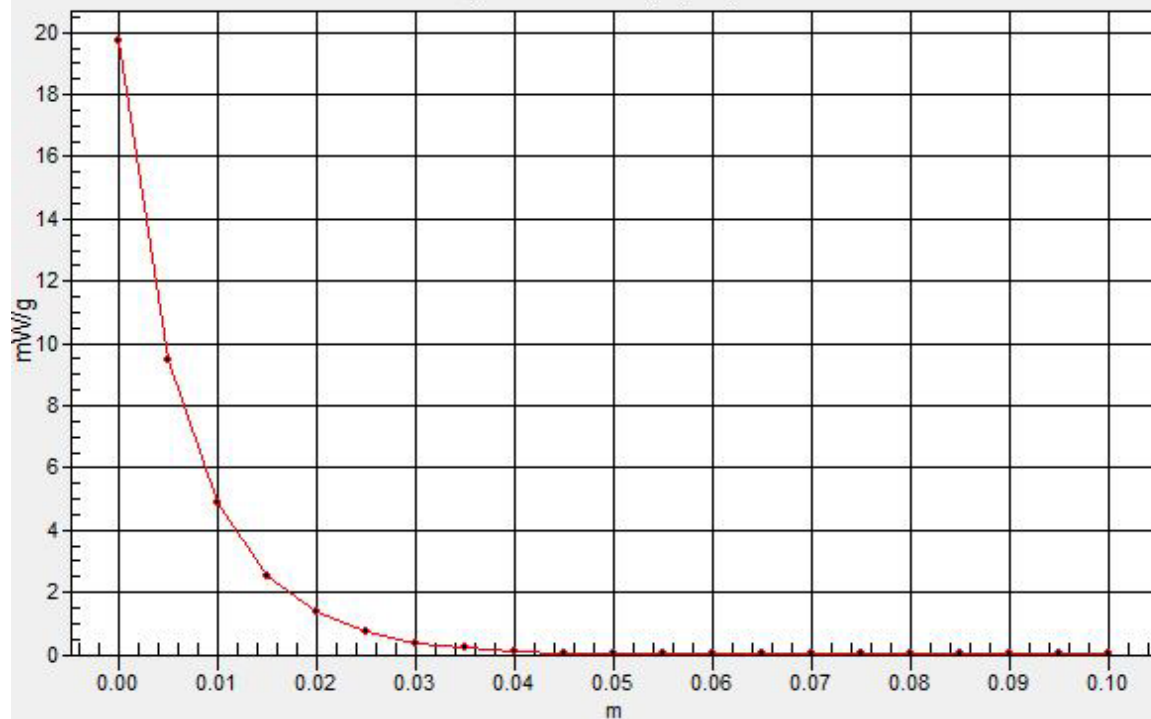
**Pin=250mW,d=10mm/Z Scan (1x1x21):** Measurement grid: dx=20mm, dy=20mm, dz=5mm

Maximum value of SAR (measured) = 19.7 mW/g



# SAR(x,y,z,f0)

SAR; Z Scan: Value Along Z, X=0, Y=0



Test Laboratory: Compliance Certification Services Inc.

### D5GHz V2 SN 1004

**DUT: Dipole 5GHz ; Type: D5GHz V2; Serial: 1004**

Communication System: CW5GHz; Frequency: 5200 MHz; Duty Cycle: 1:1  
Medium parameters used:  $f = 5200$  MHz;  $\sigma = 5.18$  mho/m;  $\epsilon_r = 49.2$ ;  $\rho = 1000$  kg/m<sup>3</sup>  
Phantom section: Flat Section  
Air Temperature: 24.6 deg C; Liquid Temperature: 23.6 deg C  
Area Scan Find Secondary Maximum Within 2dB and with a peak SAR value greater than 0.0012W/kg

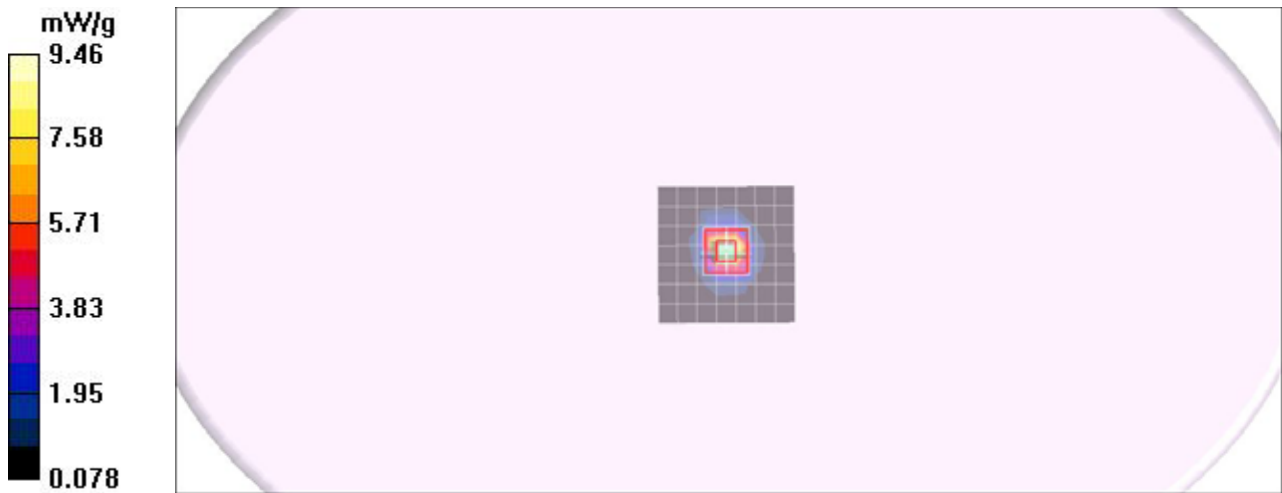
#### DASY4 Configuration:

- Probe: EX3DV4 - SN3665; ConvF(4.14, 4.14, 4.14);
- Sensor-Surface: 2.5mm (Mechanical Surface Detection)
- Electronics: DAE4 Sn877; Calibrated: 2010/2/17
- Phantom: ELI 4.0; Type: QDOVA001BA; Serial: 1056
- Measurement SW: DASY4, V4.7 Build 80; Postprocessing SW: SEMCAD, V1.8 Build 186

**Pin=100mW,d=10mm f=5200MHz/Area Scan (8x8x1):** Measurement grid: dx=10mm, dy=10mm  
Maximum value of SAR (measured) = 9.46 mW/g

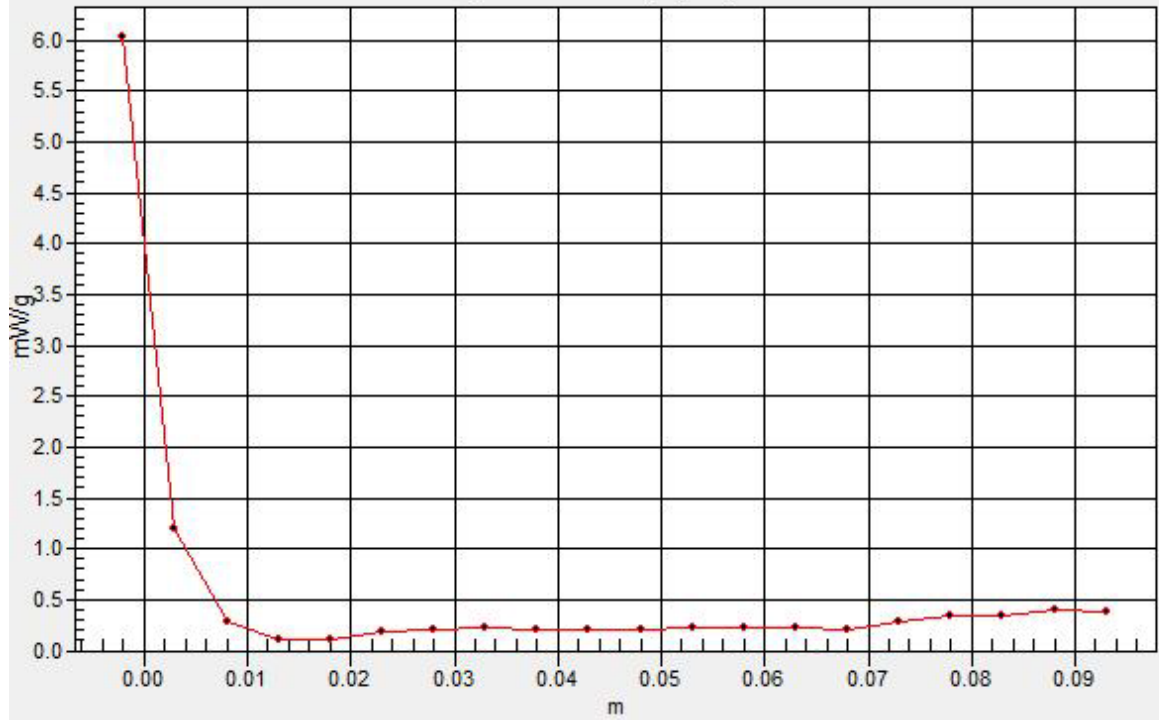
**Pin=100mW,d=10mm f=5200MHz/Zoom Scan (8x8x10)/Cube 0:** Measurement grid: dx=4mm, dy=4mm, dz=2.5mm  
Reference Value = 54.6 V/m; Power Drift = -0.087 dB  
Peak SAR (extrapolated) = 26.8 W/kg  
**SAR(1 g) = 7.51 mW/g; SAR(10 g) = 2.2 mW/g**  
Maximum value of SAR (measured) = 13.7 mW/g

**Pin=100mW,d=10mm f=5200MHz/Z Scan (1x1x21):** Measurement grid: dx=20mm, dy=20mm, dz=5mm  
Maximum value of SAR (measured) = 6.04 mW/g



# SAR(x,y,z,f0)

SAR; Z Scan: Value Along Z, X=0, Y=0



Test Laboratory: Compliance Certification Services Inc.

## D5GHz V2 SN 1004

**DUT: Dipole 5GHz ; Type: D5GHz V2; Serial: 1004**

Communication System: CW5GHz; Frequency: 5500 MHz; Duty Cycle: 1:1

Medium parameters used:  $f = 5500$  MHz;  $\sigma = 5.63$  mho/m;  $\epsilon_r = 48.6$ ;  $\rho = 1000$  kg/m<sup>3</sup>

Phantom section: Flat Section

Air Temperature: 24.6 deg C; Liquid Temperature: 23.6 deg C

Area Scan Find Secondary Maximum Within 2dB and with a peak SAR value greater than 0.0012W/kg

### DASY4 Configuration:

- Probe: EX3DV4 - SN3665; ConvF(3.76, 3.76, 3.76);
- Sensor-Surface: 2.5mm (Mechanical Surface Detection)
- Electronics: DAE4 Sn877; Calibrated: 2010/2/17
- Phantom: ELI 4.0; Type: QDOVA001BA; Serial: 1056
- Measurement SW: DASY4, V4.7 Build 80; Postprocessing SW: SEMCAD, V1.8 Build 186

**Pin=100mW,d=10mm f=5500MHz/Area Scan (8x8x1):** Measurement grid: dx=10mm, dy=10mm

Maximum value of SAR (measured) = 10.0 mW/g

**Pin=100mW,d=10mm f=5500MHz/Zoom Scan (8x8x10)/Cube 0:** Measurement grid: dx=4mm, dy=4mm, dz=2.5mm

Reference Value = 54.0 V/m; Power Drift = -0.092 dB


Peak SAR (extrapolated) = 29.7 W/kg

**SAR(1 g) = 7.9 mW/g; SAR(10 g) = 2.28 mW/g**

Maximum value of SAR (measured) = 14.6 mW/g

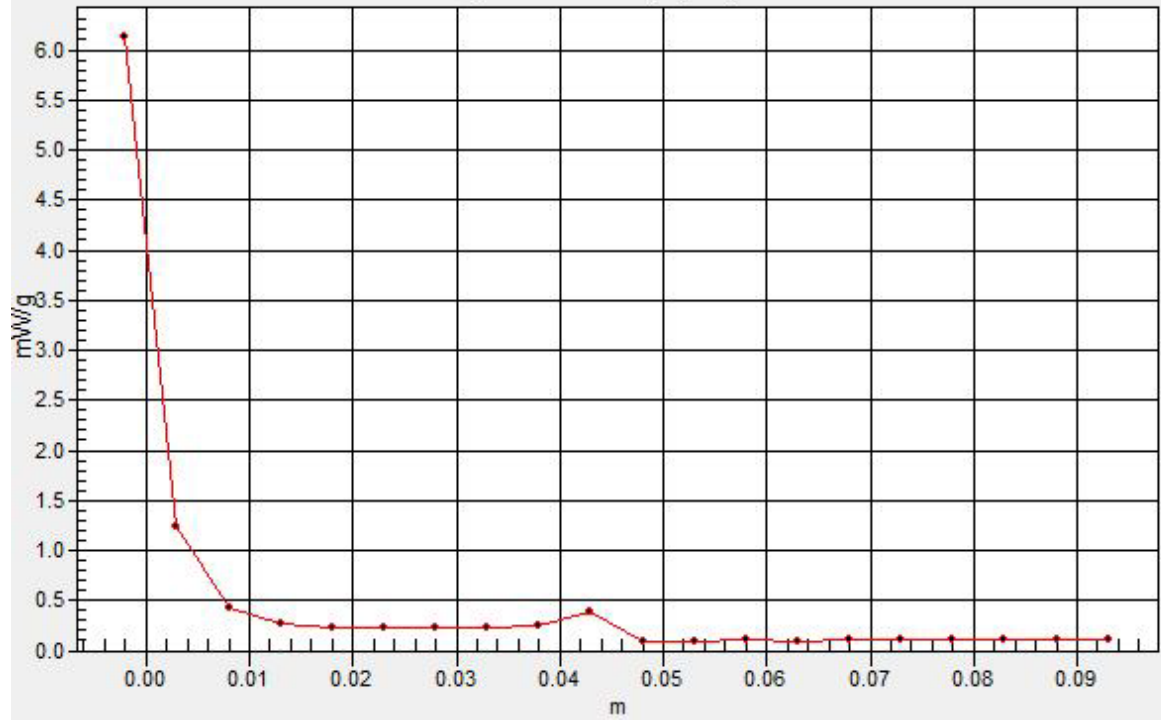
**Pin=100mW,d=10mm f=5500MHz/Z Scan (1x1x21):** Measurement grid: dx=20mm, dy=20mm, dz=5mm

Maximum value of SAR (measured) = 6.13 mW/g



# SAR(x,y,z,f0)

SAR; Z Scan: Value Along Z, X=0, Y=0





Test Laboratory: Compliance Certification Services Inc.

### D5GHz V2 SN 1004

**DUT: Dipole 5GHz ; Type: D5GHz V2; Serial: 1004**

Communication System: CW5GHz; Frequency: 5800 MHz;Duty Cycle: 1:1  
Medium parameters used:  $f = 5800$  MHz;  $\sigma = 6.04$  mho/m;  $\epsilon_r = 48$ ;  $\rho = 1000$  kg/m<sup>3</sup>  
Phantom section: Flat Section  
Air Temperature:24.6 deg C;Liquid Temperature:23.6 deg C  
Area Scan Find Secondary Maximum Within 2dB and with a peak SAR value greater than 0.0012W/kg

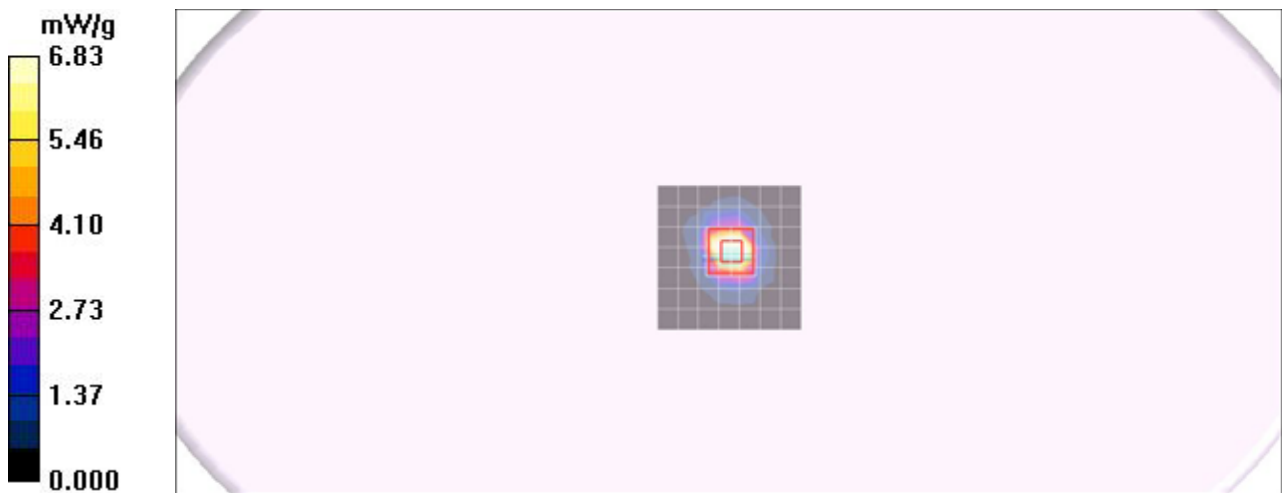
#### DASY4 Configuration:

- Probe: EX3DV4 - SN3665; ConvF(3.92, 3.92, 3.92);
- Sensor-Surface: 2.5mm (Mechanical Surface Detection)Sensor-Surface: 0mm (Fix Surface)
- Electronics: DAE4 Sn877; Calibrated: 2010/2/17
- Phantom: ELI 4.0; Type: QDOVA001BA; Serial: 1056
- Measurement SW: DASY4, V4.7 Build 80; Postprocessing SW: SEMCAD, V1.8 Build 186

**Pin=100mW,d=10mm f=5800MHz/Area Scan (8x8x1):** Measurement grid: dx=10mm, dy=10mm  
Maximum value of SAR (measured) = 10.4 mW/g

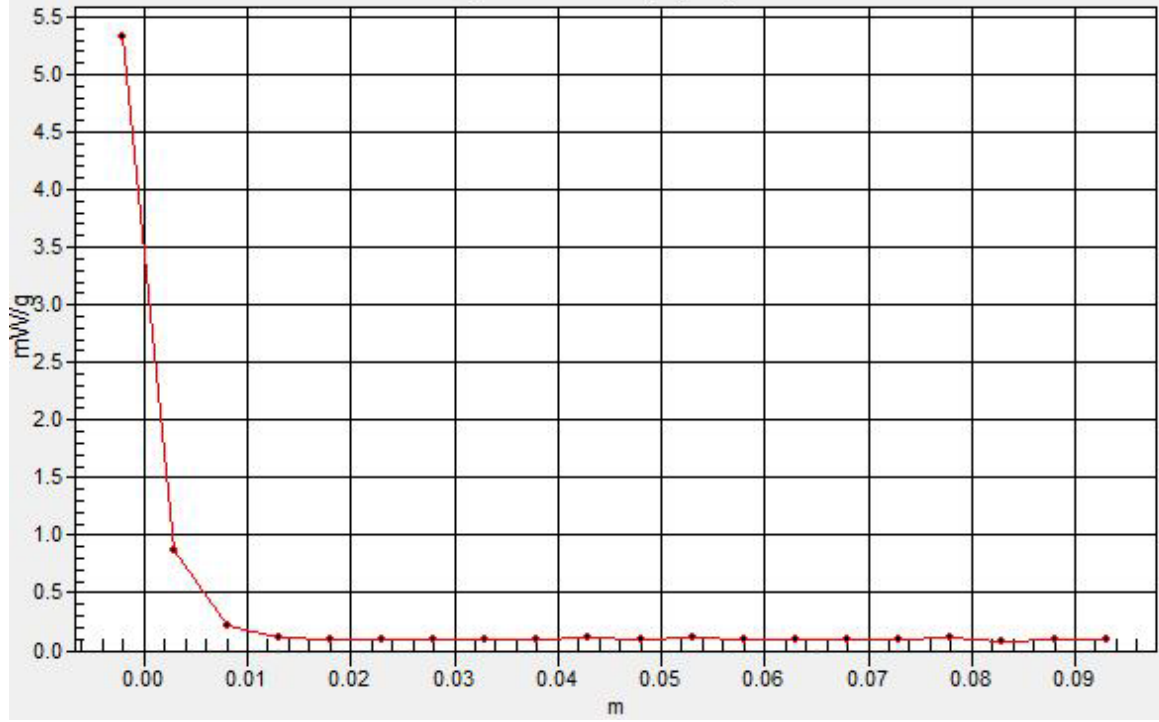
**Pin=100mW,d=10mm f=5800MHz/Zoom Scan (8x8x10)/Cube 0:** Measurement grid: dx=4mm, dy=4mm, dz=2.5mm  
Reference Value = 48.4 V/m; Power Drift = -0.107 dB  
Peak SAR (extrapolated) = 27.2 W/kg  
**SAR(1 g) = 7.25 mW/g; SAR(10 g) = 2.11 mW/g**  
Maximum value of SAR (measured) = 13.4 mW/g

**Pin=100mW,d=10mm f=5800MHz/Z Scan (1x1x21):** Measurement grid: dx=20mm, dy=20mm, dz=5mm  
Maximum value of SAR (measured) = 5.33 mW/g



# SAR(x,y,z,f0)

SAR; Z Scan: Value Along Z, X=0, Y=0



Test Laboratory: Compliance Certification Services Inc.

## D5GHz V2 SN 1004

**DUT: Dipole 5GHz ; Type: D5GHz V2; Serial: 1004**

Communication System: CW5GHz; Frequency: 5200 MHz;Duty Cycle: 1:1  
Medium parameters used:  $f = 5200$  MHz;  $\sigma = 5.2$  mho/m;  $\epsilon_r = 49.5$ ;  $\rho = 1000$  kg/m<sup>3</sup>  
Phantom section: Flat Section  
Air Temperature:24.6 deg C;Liquid Temperature:23.6 deg C  
Area Scan Find Secondary Maximum Within 2dB and with a peak SAR value greater than 0.0012W/kg


### DASY4 Configuration:

- Probe: EX3DV4 - SN3665; ConvF(4.14, 4.14, 4.14);
- Sensor-Surface: 2.5mm (Mechanical Surface Detection)
- Electronics: DAE4 Sn877; Calibrated: 2010/2/17
- Phantom: Flat Phantom ELI4.0; Type: QDOVA001BA; Serial: SN: 1056
- Measurement SW: DASY4, V4.7 Build 80; Postprocessing SW: SEMCAD, V1.8 Build 186

**Pin=100mW,d=10mm f=5200MHz/Area Scan (8x8x1):** Measurement grid: dx=10mm, dy=10mm  
Maximum value of SAR (measured) = 9.52 mW/g

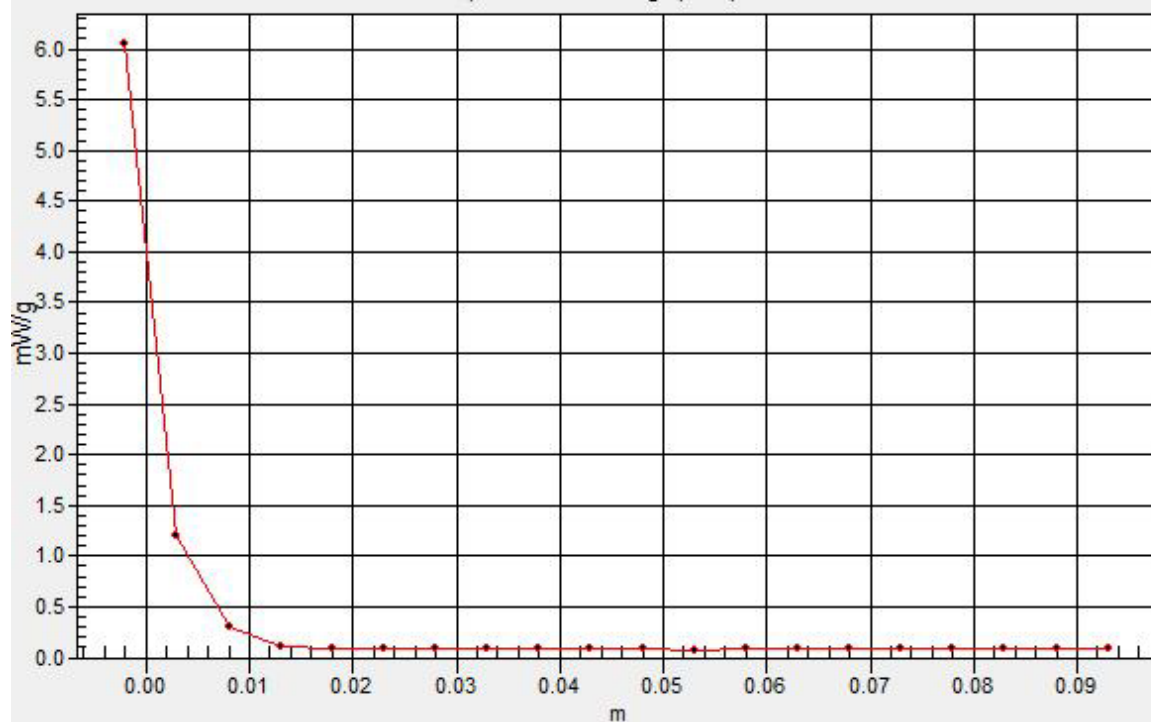
**Pin=100mW,d=10mm f=5200MHz/Zoom Scan (8x8x10)/Cube 0:** Measurement grid: dx=4mm, dy=4mm, dz=2.5mm  
Reference Value = 54.1 V/m; Power Drift = -0.038 dB  
Peak SAR (extrapolated) = 27.2 W/kg  
**SAR(1 g) = 7.59 mW/g; SAR(10 g) = 2.2 mW/g**  
Maximum value of SAR (measured) = 14.0 mW/g

**Pin=100mW,d=10mm f=5200MHz/Z Scan (1x1x21):** Measurement grid: dx=20mm, dy=20mm, dz=5mm  
Maximum value of SAR (measured) = 6.05 mW/g



# SAR(x,y,z,f0)

SAR; Z Scan: Value Along Z, X=0, Y=0



Test Laboratory: Compliance Certification Services Inc.

## D5GHz V2 SN 1004

**DUT: Dipole 5GHz ; Type: D5GHz V2; Serial: 1004**

Communication System: CW5GHz; Frequency: 5500 MHz;Duty Cycle: 1:1  
Medium parameters used:  $f = 5500$  MHz;  $\sigma = 5.65$  mho/m;  $\epsilon_r = 48.9$ ;  $\rho = 1000$  kg/m<sup>3</sup>  
Phantom section: Flat Section  
Air Temperature:24.6 deg C;Liquid Temperature:23.6 deg C  
Area Scan Find Secondary Maximum Within 2dB and with a peak SAR value greater than 0.0012W/kg


### DASY4 Configuration:

- Probe: EX3DV4 - SN3665; ConvF(3.76, 3.76, 3.76);
- Sensor-Surface: 2.5mm (Mechanical Surface Detection)
- Electronics: DAE4 Sn877; Calibrated: 2010/2/17
- Phantom: Flat Phantom ELI4.0; Type: QDOVA001BA; Serial: SN: 1056
- Measurement SW: DASY4, V4.7 Build 80; Postprocessing SW: SEMCAD, V1.8 Build 186

**Pin=100mW,d=10mm f=5500MHz/Area Scan (8x8x1):** Measurement grid: dx=10mm, dy=10mm  
Maximum value of SAR (measured) = 9.50 mW/g

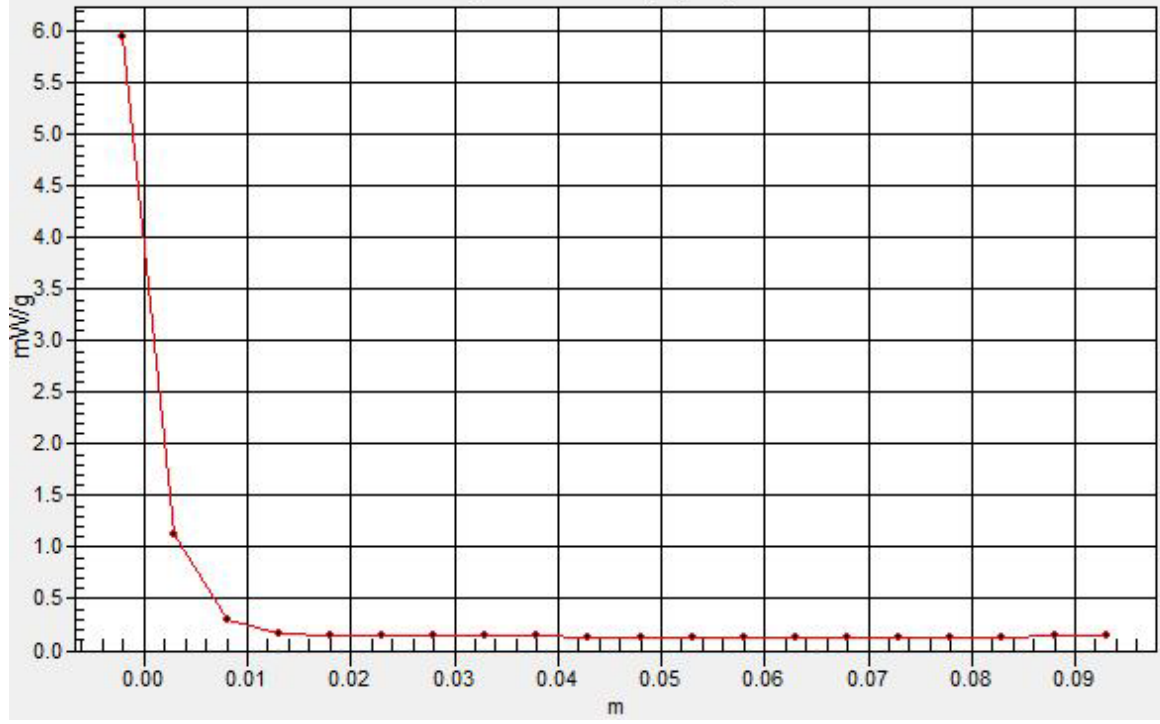
**Pin=100mW,d=10mm f=5500MHz/Zoom Scan (8x8x10)/Cube 0:** Measurement grid: dx=4mm, dy=4mm, dz=2.5mm  
Reference Value = 52.6 V/m; Power Drift = -0.100 dB  
Peak SAR (extrapolated) = 28.3 W/kg  
**SAR(1 g) = 7.89 mW/g; SAR(10 g) = 2.22 mW/g**  
Maximum value of SAR (measured) = 14.1 mW/g

**Pin=100mW,d=10mm f=5500MHz/Z Scan (1x1x21):** Measurement grid: dx=20mm, dy=20mm, dz=5mm  
Maximum value of SAR (measured) = 5.96 mW/g



# SAR(x,y,z,f0)

SAR; Z Scan: Value Along Z, X=0, Y=0



Test Laboratory: Compliance Certification Services Inc.

## D5GHz V2 SN 1004

**DUT: Dipole 5GHz ; Type: D5GHz V2; Serial: 1004**

Communication System: CW5GHz; Frequency: 5800 MHz;Duty Cycle: 1:1  
Medium parameters used:  $f = 5800$  MHz;  $\sigma = 6.06$  mho/m;  $\epsilon_r = 48.3$ ;  $\rho = 1000$  kg/m<sup>3</sup>  
Phantom section: Flat Section  
Air Temperature:24.6 deg C;Liquid Temperature:23.6 deg C  
Area Scan Find Secondary Maximum Within 2dB and with a peak SAR value greater than 0.0012W/kg

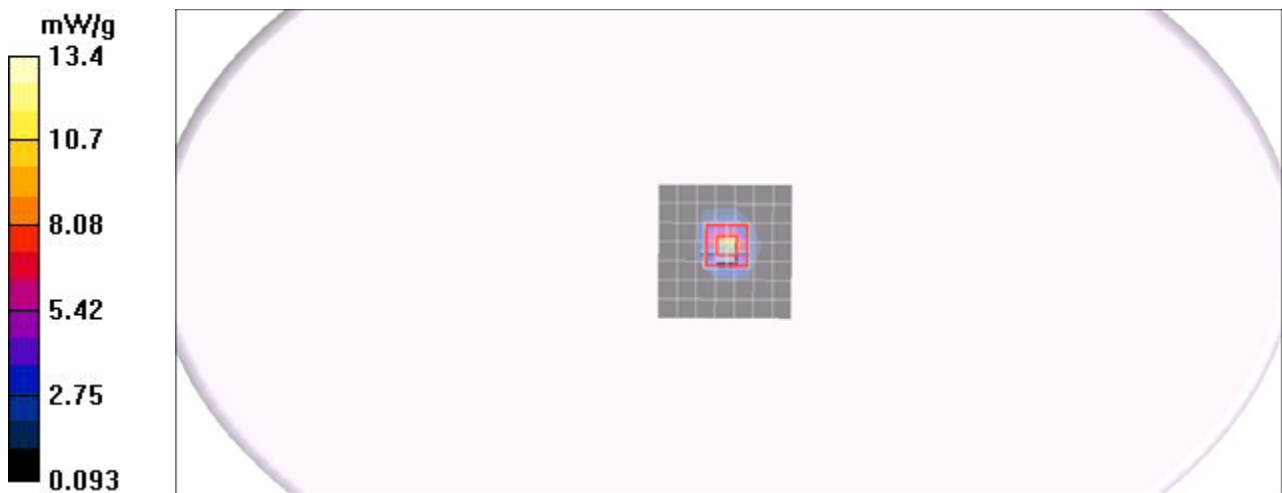
### DASY4 Configuration:

- Probe: EX3DV4 - SN3665; ConvF(3.92, 3.92, 3.92);
- Sensor-Surface: 2.5mm (Mechanical Surface Detection)
- Electronics: DAE4 Sn877; Calibrated: 2010/2/17
- Phantom: Flat Phantom ELI4.0; Type: QDOVA001BA; Serial: SN: 1056
- Measurement SW: DASY4, V4.7 Build 80; Postprocessing SW: SEMCAD, V1.8 Build 186

**Pin=100mW,d=10mm f=5800MHz/Area Scan (8x8x1):** Measurement grid: dx=10mm, dy=10mm  
Maximum value of SAR (measured) = 10.4 mW/g

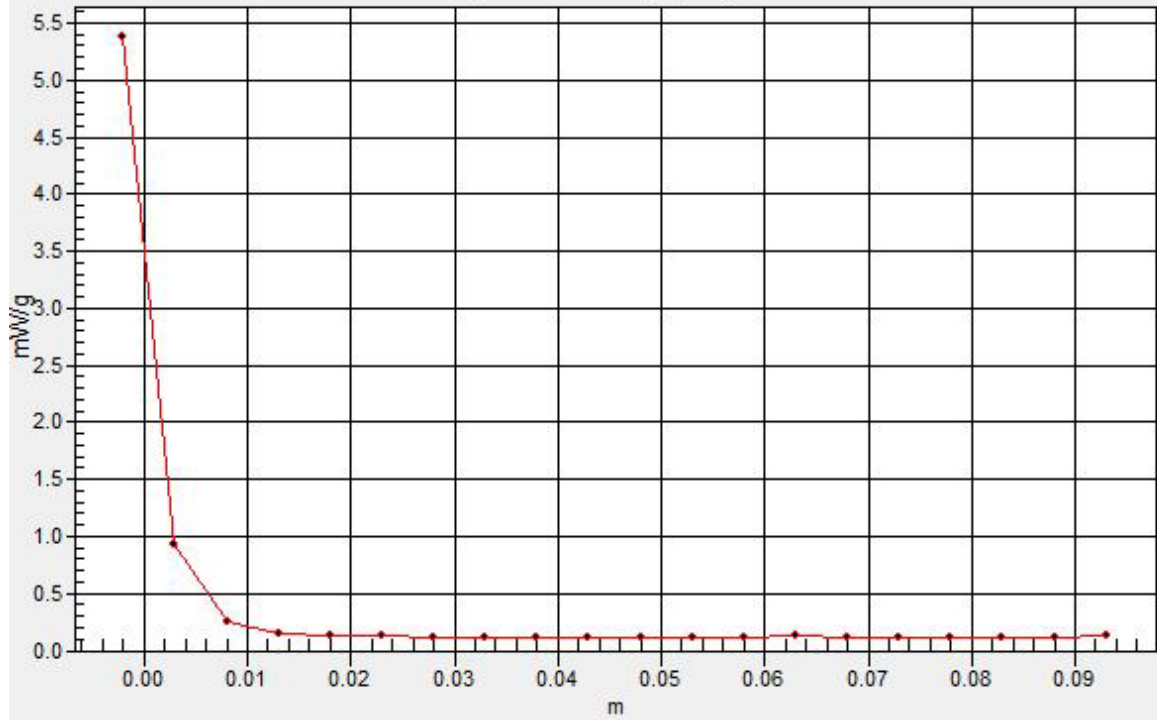
**Pin=100mW,d=10mm f=5800MHz/Zoom Scan (8x8x10)/Cube 0:** Measurement grid: dx=4mm, dy=4mm, dz=2.5mm  
Reference Value = 49.2 V/m; Power Drift = -0.074 dB  
Peak SAR (extrapolated) = 26.6 W/kg  
**SAR(1 g) = 7.18 mW/g; SAR(10 g) = 2.11 mW/g**  
Maximum value of SAR (measured) = 13.4 mW/g

**Pin=100mW,d=10mm f=5800MHz/Z Scan (1x1x21):** Measurement grid: dx=20mm, dy=20mm, dz=5mm  
Maximum value of SAR (measured) = 5.38 mW/g



# SAR(x,y,z,f0)

SAR; Z Scan: Value Along Z, X=0, Y=0





Test Laboratory: Compliance Certification Services Inc.

## D5GHz V2 SN 1004

**DUT: Dipole 5GHz ; Type: D5GHz V2; Serial: 1004**

Communication System: CW5GHz; Frequency: 5200 MHz;Duty Cycle: 1:1  
Medium parameters used:  $f = 5200$  MHz;  $\sigma = 5.35$  mho/m;  $\epsilon_r = 48.3$ ;  $\rho = 1000$  kg/m<sup>3</sup>  
Phantom section: Flat Section  
Air Temperature:24.6 deg C;Liquid Temperature:23.6 deg C  
Area Scan Find Secondary Maximum Within 2dB and with a peak SAR value greater than 0.0012W/kg

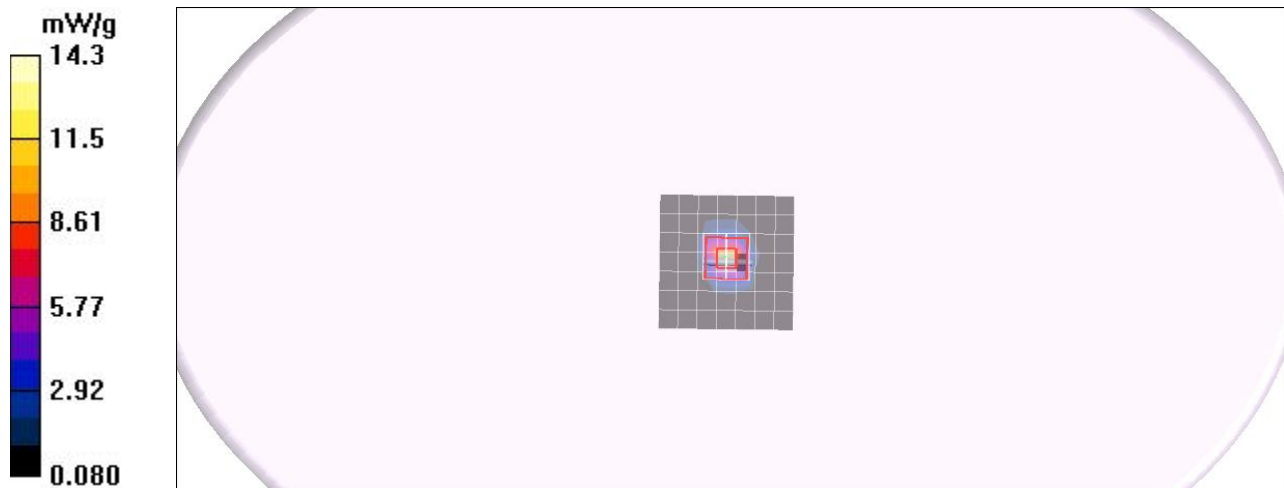
### DASY4 Configuration:

- Probe: EX3DV4 - SN3665; ConvF(4.14, 4.14, 4.14);
- Sensor-Surface: 2.5mm (Mechanical Surface Detection)
- Electronics: DAE4 Sn877; Calibrated: 2010/2/17
- Phantom: ELI 4.0; Type: QDOVA001BA; Serial: 1056
- Measurement SW: DASY4, V4.7 Build 80; Postprocessing SW: SEMCAD, V1.8 Build 186

**Pin=100mW,d=10mm f=5200MHz/Area Scan (8x8x1):** Measurement grid: dx=10mm, dy=10mm  
Maximum value of SAR (measured) = 9.91 mW/g

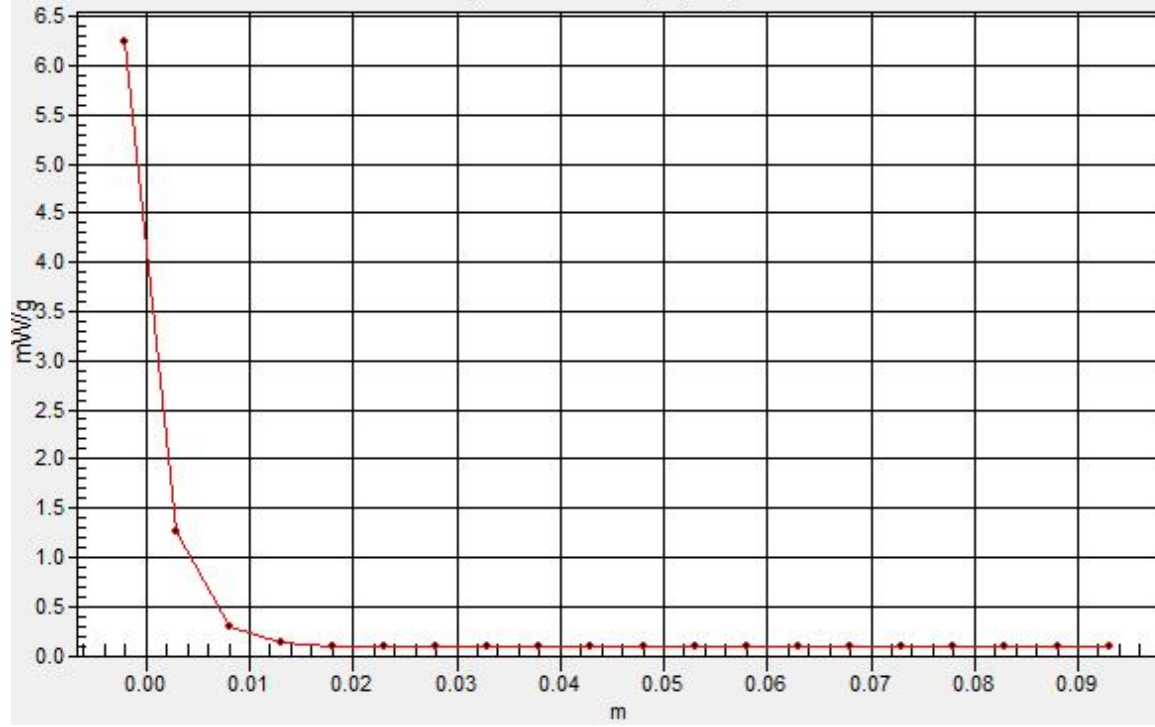
**Pin=100mW,d=10mm f=5200MHz/Zoom Scan (8x8x10)/Cube 0:** Measurement grid: dx=4mm, dy=4mm, dz=2.5mm  
Reference Value = 56.7 V/m; Power Drift = -0.066 dB  
Peak SAR (extrapolated) = 27.5 W/kg  
**SAR(1 g) = 7.70 mW/g; SAR(10 g) = 2.29 mW/g**  
Maximum value of SAR (measured) = 13.8 mW/g

**Pin=100mW,d=10mm f=5200MHz/Z Scan (1x1x21):** Measurement grid: dx=20mm, dy=20mm, dz=5mm  
Maximum value of SAR (measured) = 6.28 mW/g



# SAR(x,y,z,f0)

SAR; Z Scan: Value Along Z, X=0, Y=0



Test Laboratory: Compliance Certification Services Inc.

## D5GHz V2 SN 1004

**DUT: Dipole 5GHz ; Type: D5GHz V2; Serial: 1004**

Communication System: CW5GHz; Frequency: 5500 MHz;Duty Cycle: 1:1  
Medium parameters used:  $f = 5500$  MHz;  $\sigma = 5.81$  mho/m;  $\epsilon_r = 48.3$ ;  $\rho = 1000$  kg/m<sup>3</sup>  
Phantom section: Flat Section  
Air Temperature:24.6 deg C;Liquid Temperature:23.6 deg C  
Area Scan Find Secondary Maximum Within 2dB and with a peak SAR value greater than 0.0012W/kg


### DASY4 Configuration:

- Probe: EX3DV4 - SN3665; ConvF(3.76, 3.76, 3.76);
- Sensor-Surface: 2.5mm (Mechanical Surface Detection)
- Electronics: DAE4 Sn877; Calibrated: 2010/2/17
- Phantom: ELI 4.0; Type: QDOVA001BA; Serial: 1056
- Measurement SW: DASY4, V4.7 Build 80; Postprocessing SW: SEMCAD, V1.8 Build 186

**Pin=100mW,d=10mm f=5500MHz/Area Scan (8x8x1):** Measurement grid: dx=10mm, dy=10mm  
Maximum value of SAR (measured) = 10.0 mW/g

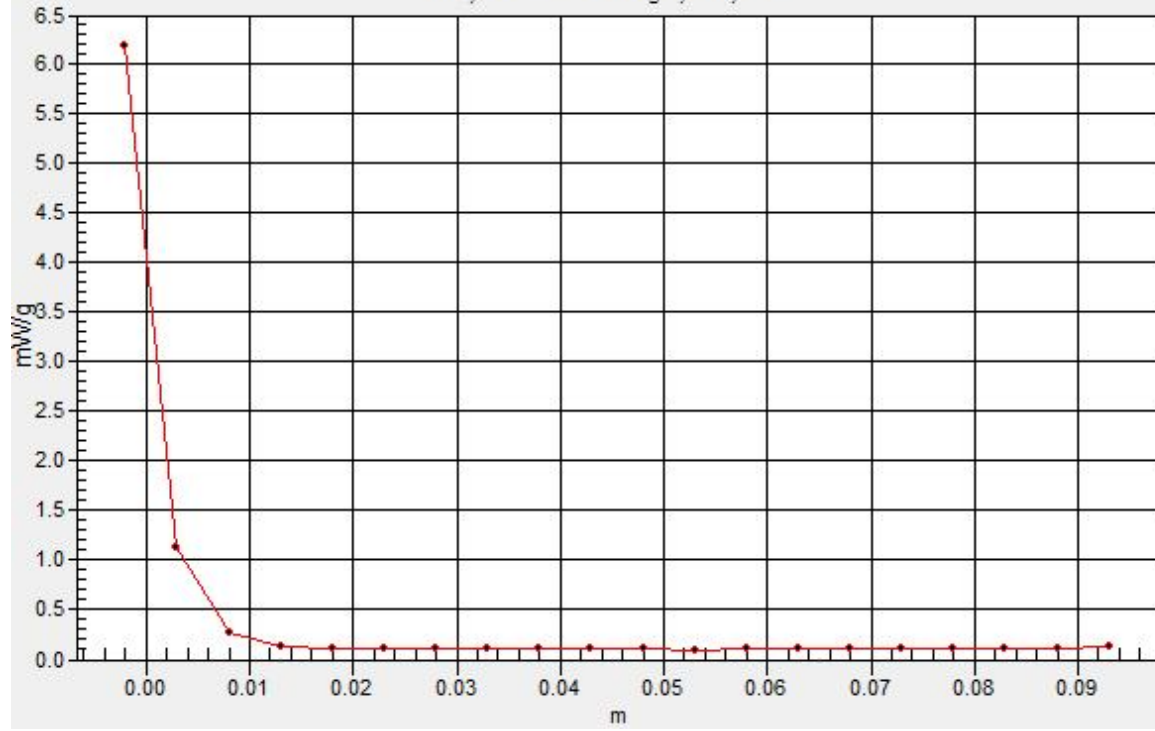
**Pin=100mW,d=10mm f=5500MHz/Zoom Scan (8x8x10)/Cube 0:** Measurement grid: dx=4mm, dy=4mm, dz=2.5mm  
Reference Value = 53.7 V/m; Power Drift = -0.062 dB  
Peak SAR (extrapolated) = 28.8 W/kg  
**SAR(1 g) = 7.95 mW/g; SAR(10 g) = 2.21 mW/g**  
Maximum value of SAR (measured) = 14.2 mW/g

**Pin=100mW,d=10mm f=5500MHz/Z Scan (1x1x21):** Measurement grid: dx=20mm, dy=20mm, dz=5mm  
Maximum value of SAR (measured) = 6.12 mW/g



# SAR(x,y,z,f0)

SAR; Z Scan: Value Along Z, X=0, Y=0



Test Laboratory: Compliance Certification Services Inc.

## D5GHz V2 SN 1004

**DUT: Dipole 5GHz ; Type: D5GHz V2; Serial: 1004**

Communication System: CW5GHz; Frequency: 5800 MHz;Duty Cycle: 1:1  
Medium parameters used:  $f = 5800$  MHz;  $\sigma = 6.15$  mho/m;  $\epsilon_r = 47.9$ ;  $\rho = 1000$  kg/m<sup>3</sup>  
Phantom section: Flat Section  
Air Temperature:24.6 deg C;Liquid Temperature:23.6 deg C  
Area Scan Find Secondary Maximum Within 2dB and with a peak SAR value greater than 0.0012W/kg


### DASY4 Configuration:

- Probe: EX3DV4 - SN3665; ConvF(3.92, 3.92, 3.92);
- Sensor-Surface: 2.5mm (Mechanical Surface Detection)
- Electronics: DAE4 Sn877; Calibrated: 2010/2/17
- Phantom: ELI 4.0; Type: QDOVA001BA; Serial: 1056
- Measurement SW: DASY4, V4.7 Build 80; Postprocessing SW: SEMCAD, V1.8 Build 186

**Pin=100mW,d=10mm f=5800MHz/Area Scan (8x8x1):** Measurement grid: dx=10mm, dy=10mm  
Maximum value of SAR (measured) = 10.3 mW/g

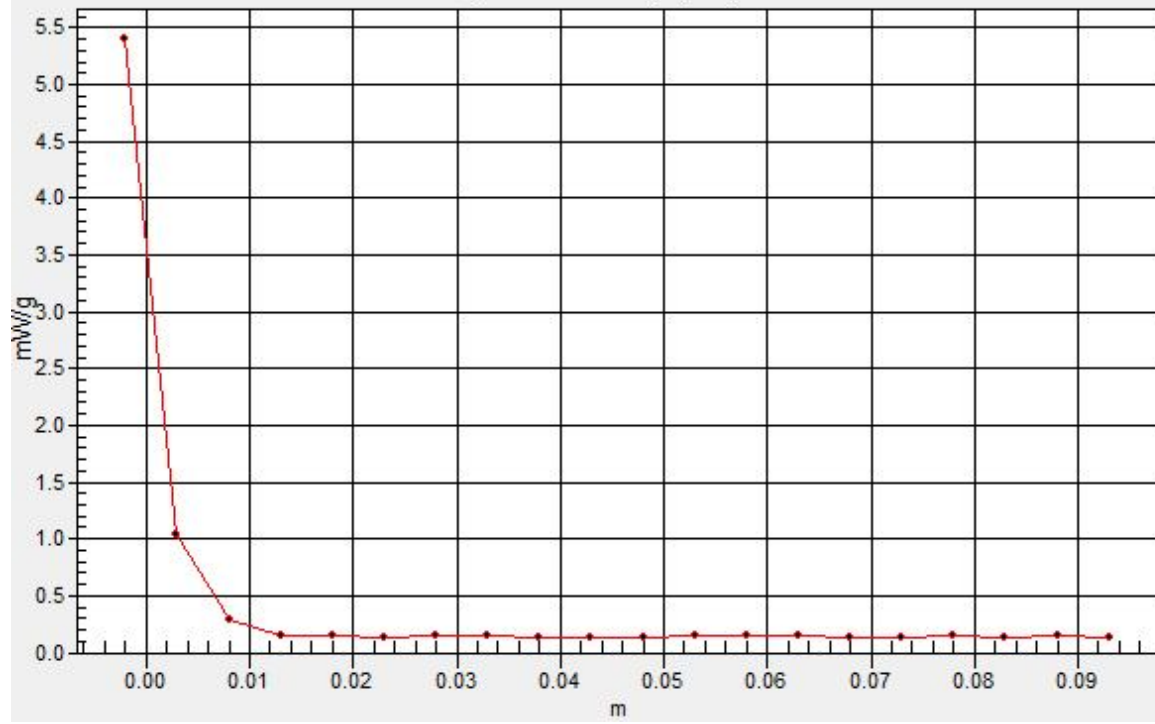
**Pin=100mW,d=10mm f=5800MHz/Zoom Scan (8x8x10)/Cube 0:** Measurement grid: dx=4mm, dy=4mm, dz=2.5mm  
Reference Value = 51.8 V/m; Power Drift = -0.091 dB  
Peak SAR (extrapolated) = 29.2 W/kg  
**SAR(1 g) = 7.22 mW/g; SAR(10 g) = 2.05 mW/g**  
Maximum value of SAR (measured) = 13.2 mW/g

**Pin=100mW,d=10mm f=5800MHz/Z Scan (1x1x21):** Measurement grid: dx=20mm, dy=20mm, dz=5mm  
Maximum value of SAR (measured) = 5.42 mW/g



# SAR(x,y,z,f0)

SAR; Z Scan: Value Along Z, X=0, Y=0



Test Laboratory: Compliance Certification Services Inc.

## D5GHz V2 SN 1004

**DUT: Dipole 5GHz ; Type: D5GHz V2; Serial: 1004**

Communication System: CW5GHz; Frequency: 5200 MHz; Duty Cycle: 1:1  
Medium parameters used:  $f = 5200$  MHz;  $\sigma = 5.3$  mho/m;  $\epsilon_r = 49.2$ ;  $\rho = 1000$  kg/m<sup>3</sup>  
Phantom section: Flat Section  
Air Temperature: 24.6 deg C; Liquid Temperature: 23.6 deg C  
Area Scan Find Secondary Maximum Within 2dB and with a peak SAR value greater than 0.0012W/kg


### DASY4 Configuration:

- Probe: EX3DV4 - SN3665; ConvF(4.14, 4.14, 4.14);
- Sensor-Surface: 2.5mm (Mechanical Surface Detection)
- Electronics: DAE4 Sn877; Calibrated: 2010/2/17
- Phantom: ELI 4.0; Type: QDOVA001BA; Serial: 1056
- Measurement SW: DASY4, V4.7 Build 80; Postprocessing SW: SEMCAD, V1.8 Build 186

**Pin=100mW,d=10mm f=5200MHz/Area Scan (8x8x1):** Measurement grid: dx=10mm, dy=10mm  
Maximum value of SAR (measured) = 9.81 mW/g

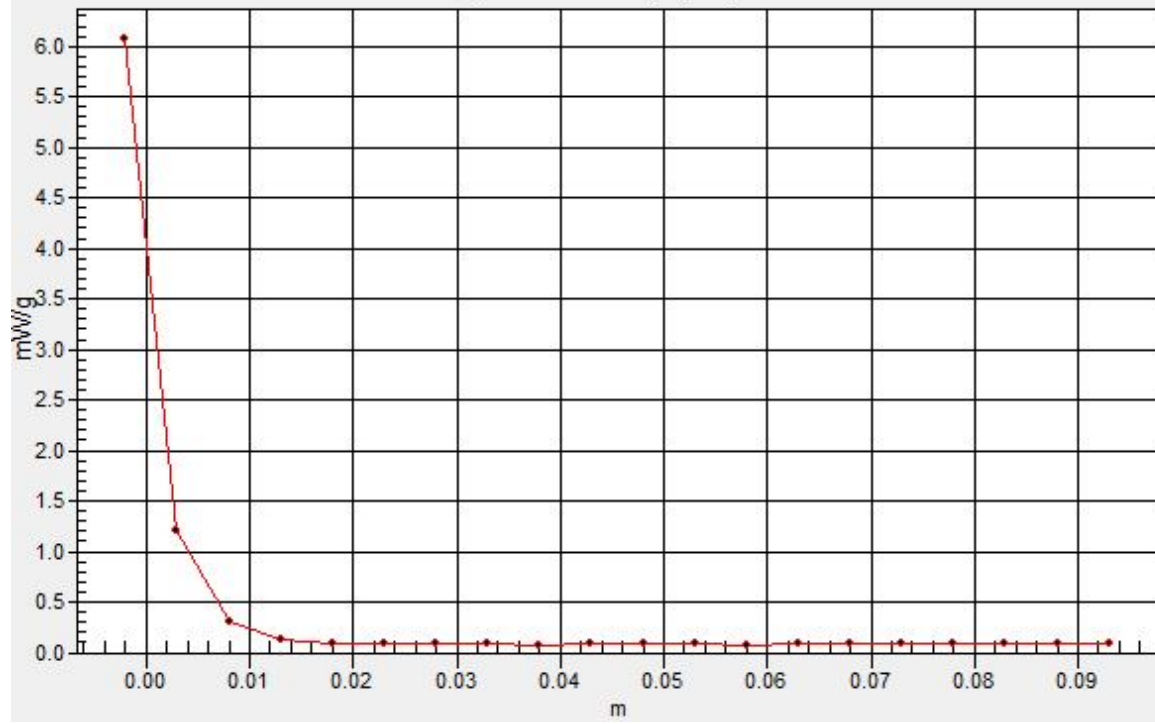
**Pin=100mW,d=10mm f=5200MHz/Zoom Scan (8x8x10)/Cube 0:** Measurement grid: dx=4mm, dy=4mm, dz=2.5mm  
Reference Value = 52.2 V/m; Power Drift = -0.055 dB  
Peak SAR (extrapolated) = 26.2 W/kg  
**SAR(1 g) = 7.56 mW/g; SAR(10 g) = 2.08 mW/g**  
Maximum value of SAR (measured) = 13.0 mW/g

**Pin=100mW,d=10mm f=5200MHz/Z Scan (1x1x21):** Measurement grid: dx=20mm, dy=20mm, dz=5mm  
Maximum value of SAR (measured) = 6.04 mW/g



# SAR(x,y,z,f0)

SAR; Z Scan: Value Along Z, X=0, Y=0





Test Laboratory: Compliance Certification Services Inc.

## D5GHz V2 SN 1004

**DUT: Dipole 5GHz ; Type: D5GHz V2; Serial: 1004**

Communication System: CW5GHz; Frequency: 5500 MHz; Duty Cycle: 1:1  
Medium parameters used:  $f = 5500$  MHz;  $\sigma = 5.75$  mho/m;  $\epsilon_r = 48.6$ ;  $\rho = 1000$  kg/m<sup>3</sup>  
Phantom section: Flat Section  
Air Temperature: 24.6 deg C; Liquid Temperature: 23.6 deg C  
Area Scan Find Secondary Maximum Within 2dB and with a peak SAR value greater than 0.0012W/kg


### DASY4 Configuration:

- Probe: EX3DV4 - SN3665; ConvF(3.76, 3.76, 3.76);
- Sensor-Surface: 2.5mm (Mechanical Surface Detection)
- Electronics: DAE4 Sn877; Calibrated: 2010/2/17
- Phantom: ELI 4.0; Type: QDOVA001BA; Serial: 1056
- Measurement SW: DASY4, V4.7 Build 80; Postprocessing SW: SEMCAD, V1.8 Build 186

**Pin=100mW,d=10mm f=5500MHz/Area Scan (8x8x1):** Measurement grid: dx=10mm, dy=10mm  
Maximum value of SAR (measured) = 10.3 mW/g

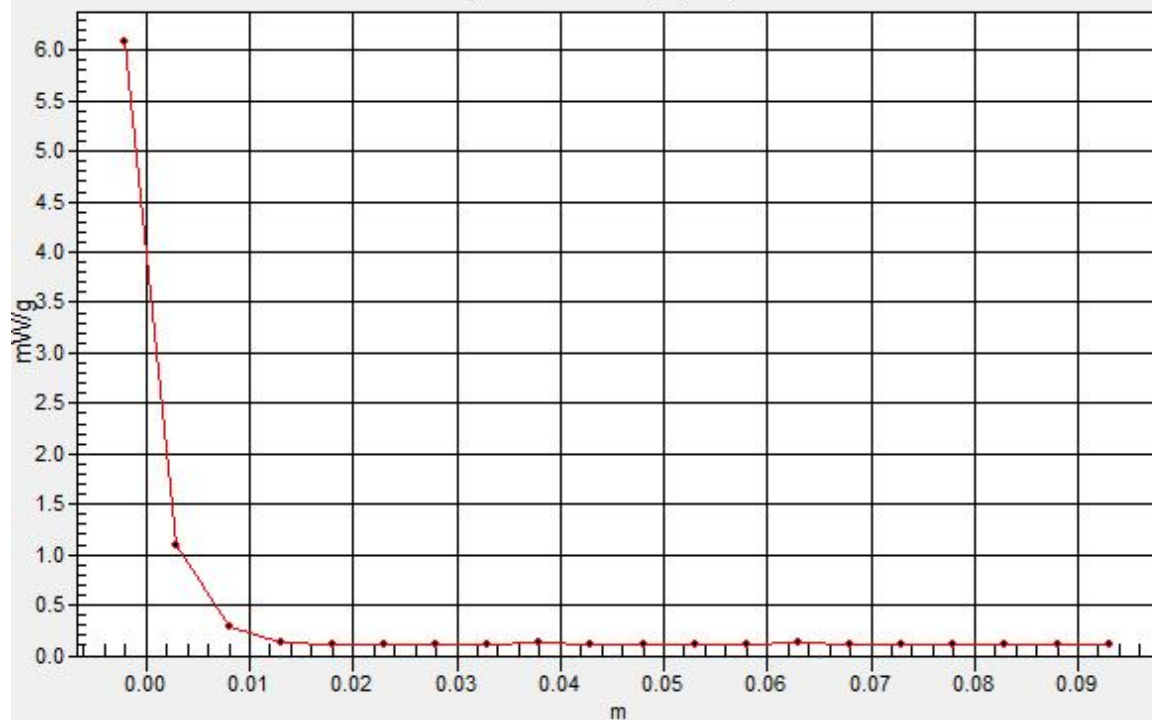
**Pin=100mW,d=10mm f=5500MHz/Zoom Scan (8x8x10)/Cube 0:** Measurement grid: dx=4mm, dy=4mm, dz=2.5mm  
Reference Value = 55.5 V/m; Power Drift = -0.078 dB  
Peak SAR (extrapolated) = 30.2 W/kg  
**SAR(1 g) = 8.14 mW/g; SAR(10 g) = 2.37 mW/g**  
Maximum value of SAR (measured) = 14.2 mW/g

**Pin=100mW,d=10mm f=5500MHz/Z Scan (1x1x21):** Measurement grid: dx=20mm, dy=20mm, dz=5mm  
Maximum value of SAR (measured) = 6.11 mW/g



# SAR(x,y,z,f0)

SAR; Z Scan: Value Along Z, X=0, Y=0



Test Laboratory: Compliance Certification Services Inc.

## D5GHz V2 SN 1004

**DUT: Dipole 5GHz ; Type: D5GHz V2; Serial: 1004**

Communication System: CW5GHz; Frequency: 5800 MHz; Duty Cycle: 1:1  
Medium parameters used:  $f = 5800$  MHz;  $\sigma = 6.16$  mho/m;  $\epsilon_r = 47.8$ ;  $\rho = 1000$  kg/m<sup>3</sup>  
Phantom section: Flat Section  
Air Temperature: 24.6 deg C; Liquid Temperature: 23.6 deg C  
Area Scan Find Secondary Maximum Within 2dB and with a peak SAR value greater than 0.0012W/kg


### DASY4 Configuration:

- Probe: EX3DV4 - SN3665; ConvF(3.92, 3.92, 3.92);
- Sensor-Surface: 2.5mm (Mechanical Surface Detection)
- Electronics: DAE4 Sn877; Calibrated: 2010/2/17
- Phantom: ELI 4.0; Type: QDOVA001BA; Serial: 1056
- Measurement SW: DASY4, V4.7 Build 80; Postprocessing SW: SEMCAD, V1.8 Build 186

**Pin=100mW,d=10mm f=5800MHz/Area Scan (8x8x1):** Measurement grid: dx=10mm, dy=10mm  
Maximum value of SAR (measured) = 10.2 mW/g

**Pin=100mW,d=10mm f=5800MHz/Zoom Scan (8x8x10)/Cube 0:** Measurement grid: dx=4mm, dy=4mm, dz=2.5mm  
Reference Value = 49.5 V/m; Power Drift = -0.095 dB  
Peak SAR (extrapolated) = 26.3 W/kg  
**SAR(1 g) = 7.22 mW/g; SAR(10 g) = 2.08 mW/g**  
Maximum value of SAR (measured) = 13.0 mW/g

**Pin=100mW,d=10mm f=5800MHz/Z Scan (1x1x21):** Measurement grid: dx=20mm, dy=20mm, dz=5mm  
Maximum value of SAR (measured) = 5.38 mW/g



# SAR(x,y,z,f0)

SAR; Z Scan: Value Along Z, X=0, Y=0

