

Test Laboratory: Compliance Certification Services Inc.

D2450V2 SN-728 Body

DUT: Dipole 2450 MHz; Type: D2450V2; Serial: D2450V2 - SN:728

Communication System: CW2450; Frequency: 2450 MHz; Duty Cycle: 1:1

Medium parameters used: $f = 2450$ MHz; $\sigma = 1.93$ mho/m; $\epsilon_r = 51.7$; $\rho = 1000$ kg/m³

Phantom section: Flat Section

Air Temperature: 24.6 deg C; Liquid Temperature: 23.6 deg C

Area Scan Find Secondary Maximum Within 2dB and with a peak SAR value greater than 0.0012W/kg

DASY4 Configuration:

- Probe: EX3DV4 - SN3665; ConvF(7.35, 7.35, 7.35);
- Sensor-Surface: 2.5mm (Mechanical Surface Detection)
- Electronics: DAE4 Sn877; Calibrated: 2010/2/17
- Phantom: Flat Phantom ELI4.0; Type: QDOVA001BA; Serial: SN: 1056
- Measurement SW: DASY4, V4.7 Build 80; Postprocessing SW: SEMCAD, V1.8 Build 186

Pin=250mW,d=10mm/Area Scan (6x6x1): Measurement grid: dx=15mm, dy=15mm

Maximum value of SAR (measured) = 13.9 mW/g

Pin=250mW,d=10mm/Zoom Scan (7x7x7)/Cube 0: Measurement grid: dx=5mm, dy=5mm, dz=5mm

Reference Value = 98.2 V/m; Power Drift = -0.056 dB

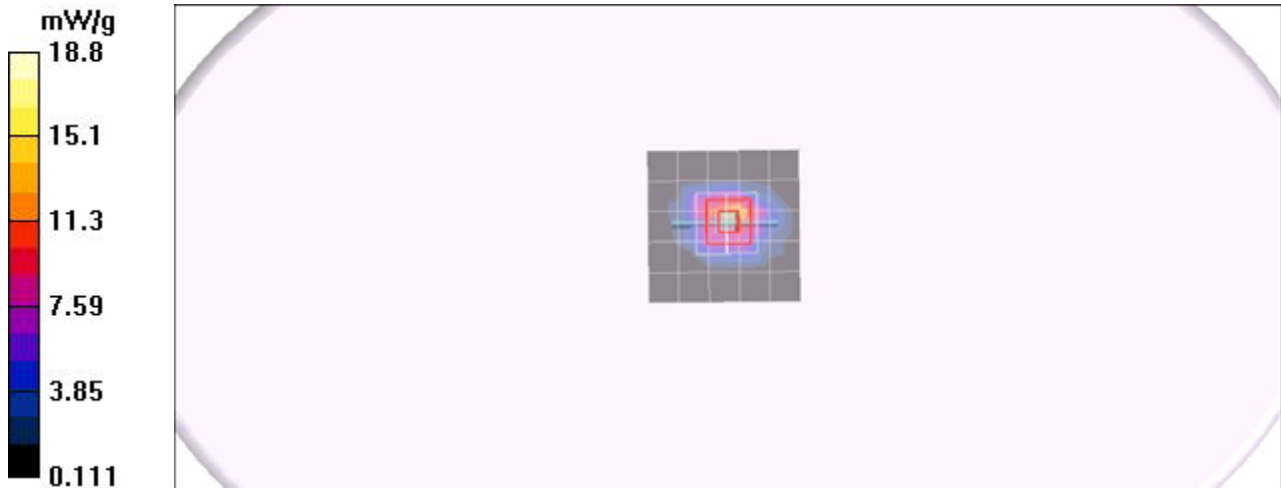
Peak SAR (extrapolated) = 27.4 W/kg

SAR(1 g) = 13.3 mW/g; SAR(10 g) = 6.07 mW/g

Maximum value of SAR (measured) = 18.8 mW/g

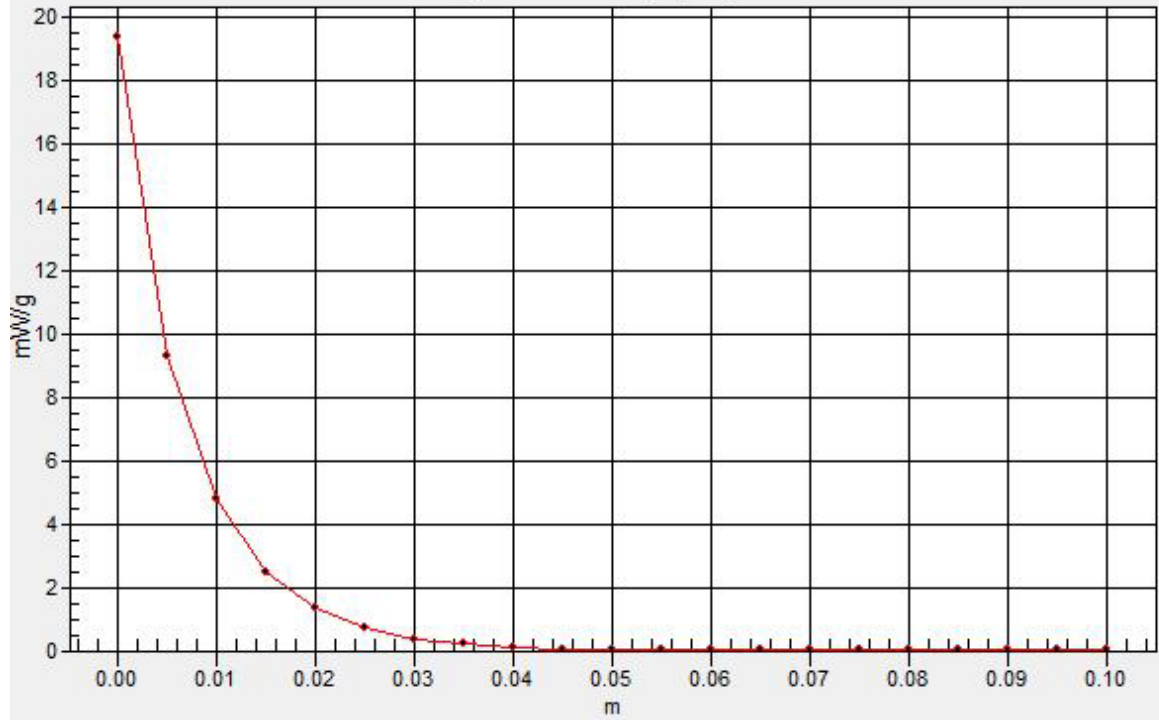
Pin=250mW,d=10mm/Z Scan (1x1x21): Measurement grid: dx=20mm, dy=20mm, dz=5mm

Maximum value of SAR (measured) = 19.4 mW/g



SAR(x,y,z,f0)

SAR; Z Scan: Value Along Z, X=0, Y=0



Test Laboratory: Compliance Certification Services Inc.

D2450V2 SN-728 Body

DUT: Dipole 2450 MHz; Type: D2450V2; Serial: D2450V2 - SN:728

Communication System: CW2450; Frequency: 2450 MHz; Duty Cycle: 1:1

Medium parameters used: $f = 2450$ MHz; $\sigma = 1.96$ mho/m; $\epsilon_r = 51.9$; $\rho = 1000$ kg/m³

Phantom section: Flat Section

Air Temperature: 24.6 deg C; Liquid Temperature: 23.6 deg C

Area Scan Find Secondary Maximum Within 2dB and with a peak SAR value greater than 0.0012W/kg

DASY4 Configuration:

- Probe: EX3DV4 - SN3554; ConvF(7.35,7.35,7.35);
- Sensor-Surface: 2.5mm (Mechanical Surface Detection)
- Electronics: DAE4 Sn877; Calibrated: 2010/2/17
- Phantom: Flat Phantom ELI4.0; Type: QDOVA001BA; Serial: SN: 1056
- Measurement SW: DASY4, V4.7 Build 80; Postprocessing SW: SEMCAD, V1.8 Build 186

Pin=250mW,d=10mm/Area Scan (6x6x1): Measurement grid: dx=15mm, dy=15mm

Maximum value of SAR (measured) = 14.1 mW/g

Pin=250mW,d=10mm/Zoom Scan (7x7x7)/Cube 0: Measurement grid: dx=5mm, dy=5mm, dz=5mm

Reference Value = 98.2 V/m; Power Drift = -0.056 dB

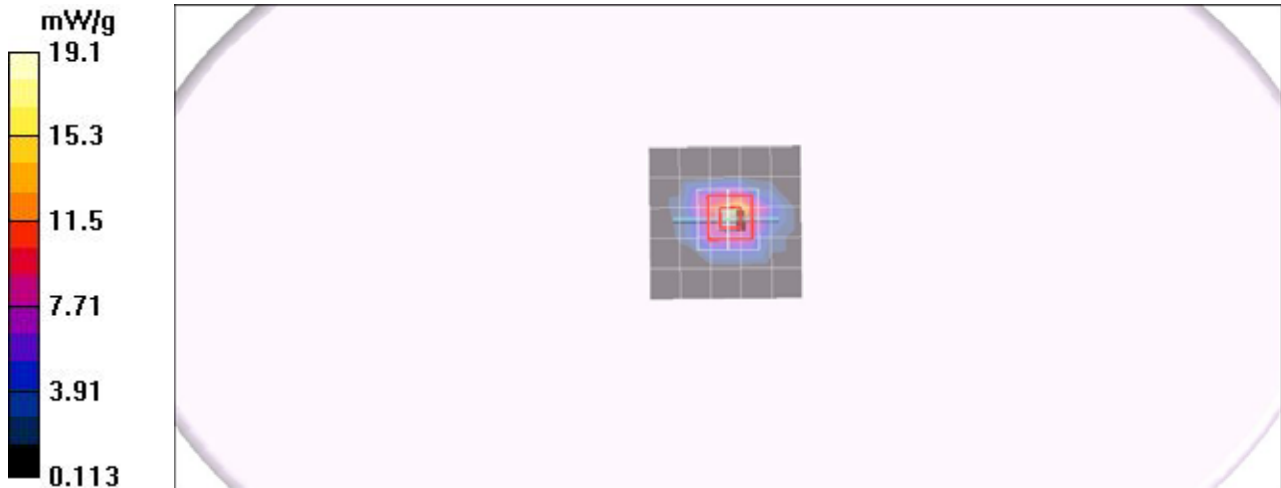
Peak SAR (extrapolated) = 27.9 W/kg

SAR(1 g) = 13.5 mW/g; SAR(10 g) = 6.18 mW/g

Maximum value of SAR (measured) = 19.1 mW/g

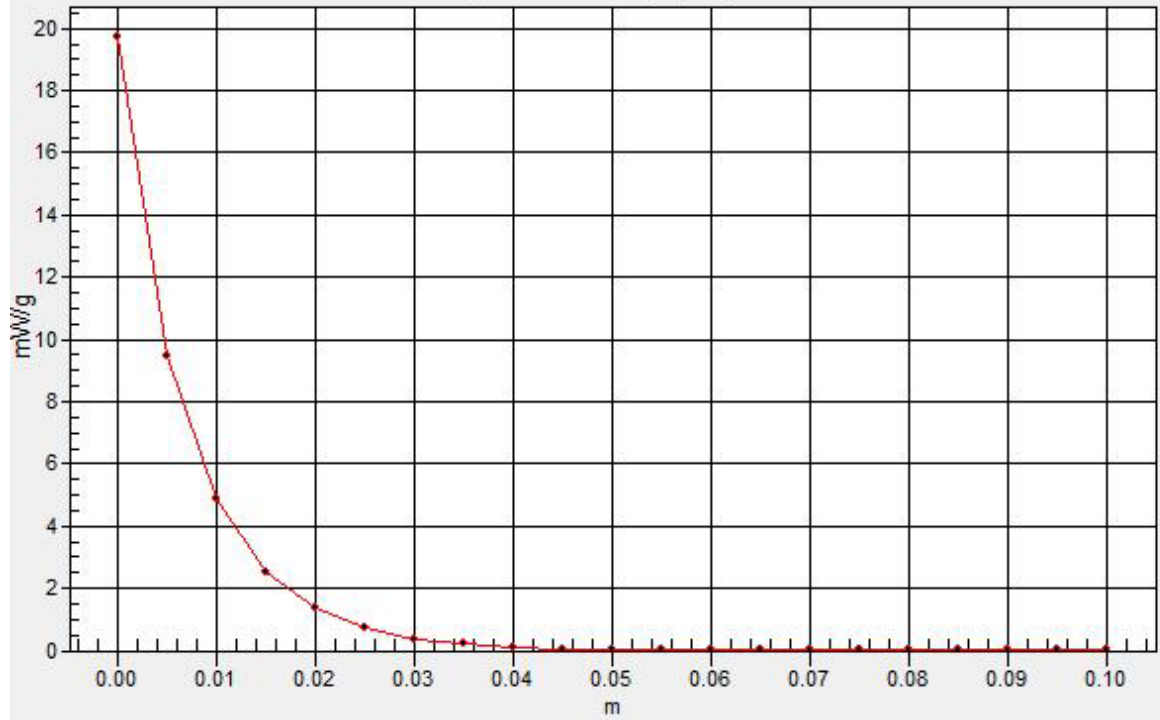
Pin=250mW,d=10mm/Z Scan (1x1x21): Measurement grid: dx=20mm, dy=20mm, dz=5mm

Maximum value of SAR (measured) = 19.7 mW/g



SAR(x,y,z,f0)

SAR; Z Scan: Value Along Z, X=0, Y=0



Test Laboratory: Compliance Certification Services Inc.

D5GHz V2 SN 1004

DUT: Dipole 5GHz ; Type: D5GHz V2; Serial: 1004

Communication System: CW5GHz; Frequency: 5200 MHz; Duty Cycle: 1:1

Medium parameters used: $f = 5200$ MHz; $\sigma = 5.18$ mho/m; $\epsilon_r = 49.2$; $\rho = 1000$ kg/m³

Phantom section: Flat Section

Air Temperature: 24.6 deg C; Liquid Temperature: 23.6 deg C

Area Scan Find Secondary Maximum Within 2dB and with a peak SAR value greater than 0.0012W/kg

DASY4 Configuration:

- Probe: EX3DV4 - SN3665; ConvF(4.14, 4.14, 4.14);
- Sensor-Surface: 2.5mm (Mechanical Surface Detection)
- Electronics: DAE4 Sn877; Calibrated: 2010/2/17
- Phantom: ELI 4.0; Type: QDOVA001BA; Serial: 1056
- Measurement SW: DASY4, V4.7 Build 80; Postprocessing SW: SEMCAD, V1.8 Build 186

Pin=100mW,d=10mm f=5200MHz/Area Scan (8x8x1): Measurement grid: dx=10mm, dy=10mm

Maximum value of SAR (measured) = 9.46 mW/g

Pin=100mW,d=10mm f=5200MHz/Zoom Scan (8x8x10)/Cube 0: Measurement grid: dx=4mm, dy=4mm, dz=2.5mm

Reference Value = 54.6 V/m; Power Drift = -0.087 dB

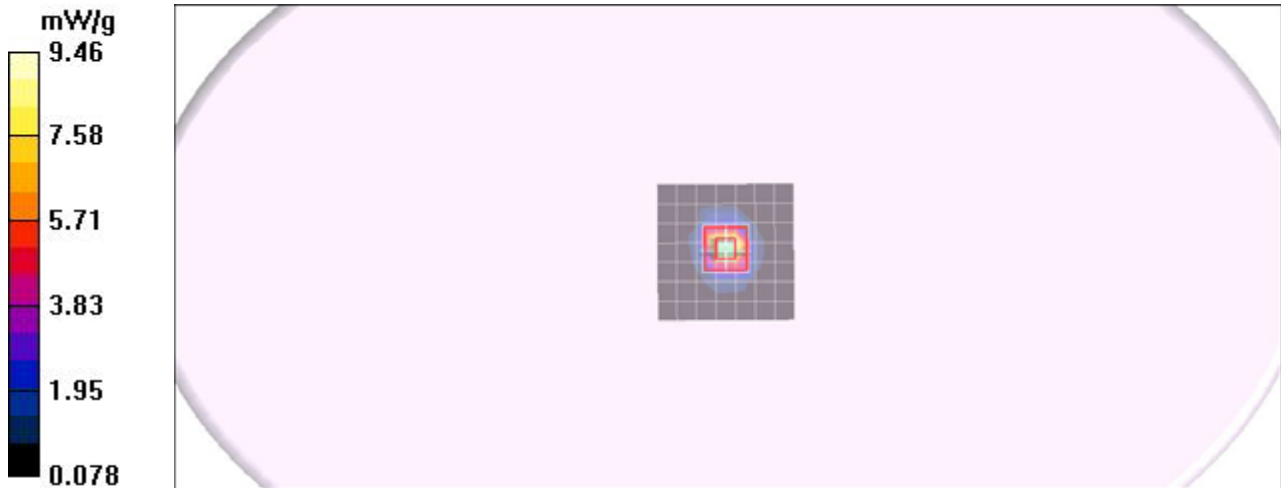
Peak SAR (extrapolated) = 26.8 W/kg

SAR(1 g) = 7.51 mW/g; SAR(10 g) = 2.2 mW/g

Maximum value of SAR (measured) = 13.7 mW/g

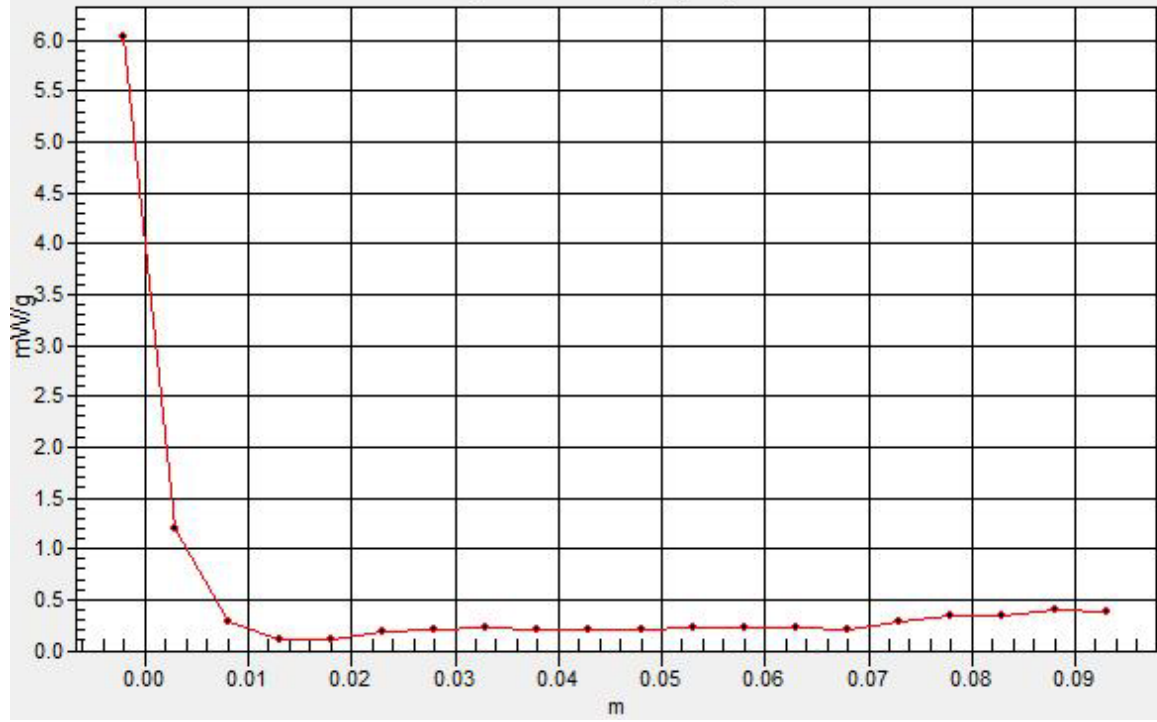
Pin=100mW,d=10mm f=5200MHz/Z Scan (1x1x21): Measurement grid: dx=20mm, dy=20mm, dz=5mm

Maximum value of SAR (measured) = 6.04 mW/g



SAR(x,y,z,f0)

SAR; Z Scan: Value Along Z, X=0, Y=0



Test Laboratory: Compliance Certification Services Inc.

D5GHz V2 SN 1004

DUT: Dipole 5GHz ; Type: D5GHz V2; Serial: 1004

Communication System: CW5GHz; Frequency: 5500 MHz; Duty Cycle: 1:1

Medium parameters used: $f = 5500$ MHz; $\sigma = 5.63$ mho/m; $\epsilon_r = 48.6$; $\rho = 1000$ kg/m³

Phantom section: Flat Section

Air Temperature: 24.6 deg C; Liquid Temperature: 23.6 deg C

Area Scan Find Secondary Maximum Within 2dB and with a peak SAR value greater than 0.0012W/kg

DASY4 Configuration:

- Probe: EX3DV4 - SN3665; ConvF(3.76, 3.76, 3.76);
- Sensor-Surface: 2.5mm (Mechanical Surface Detection)
- Electronics: DAE4 Sn877; Calibrated: 2010/2/17
- Phantom: ELI 4.0; Type: QDOVA001BA; Serial: 1056
- Measurement SW: DASY4, V4.7 Build 80; Postprocessing SW: SEMCAD, V1.8 Build 186

Pin=100mW,d=10mm f=5500MHz/Area Scan (8x8x1): Measurement grid: dx=10mm, dy=10mm

Maximum value of SAR (measured) = 10.0 mW/g

Pin=100mW,d=10mm f=5500MHz/Zoom Scan (8x8x10)/Cube 0: Measurement grid: dx=4mm, dy=4mm, dz=2.5mm

Reference Value = 54.0 V/m; Power Drift = -0.092 dB

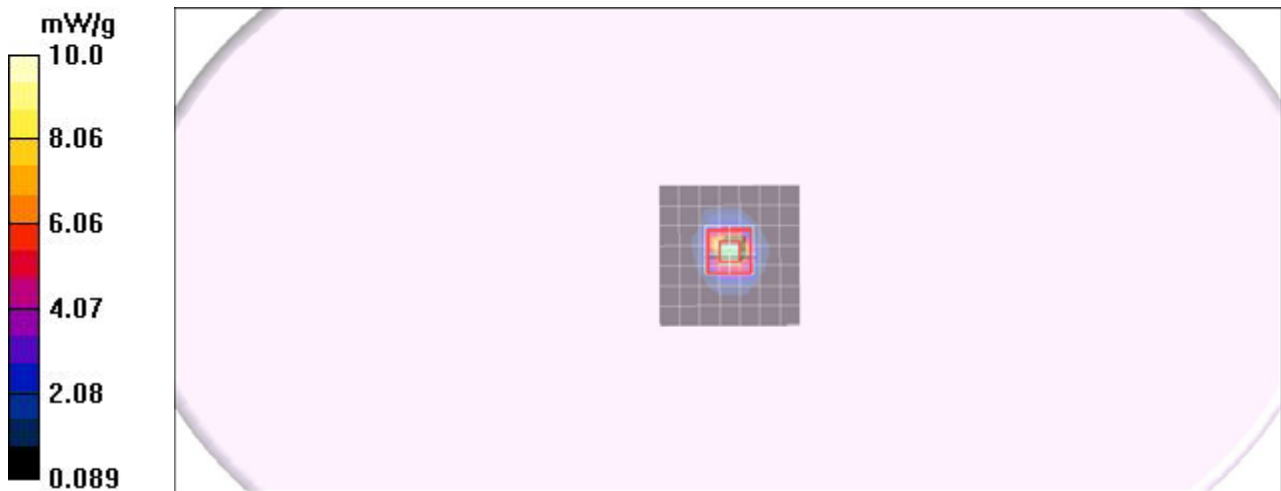
Peak SAR (extrapolated) = 29.7 W/kg

SAR(1 g) = 7.9 mW/g; SAR(10 g) = 2.28 mW/g

Maximum value of SAR (measured) = 14.6 mW/g

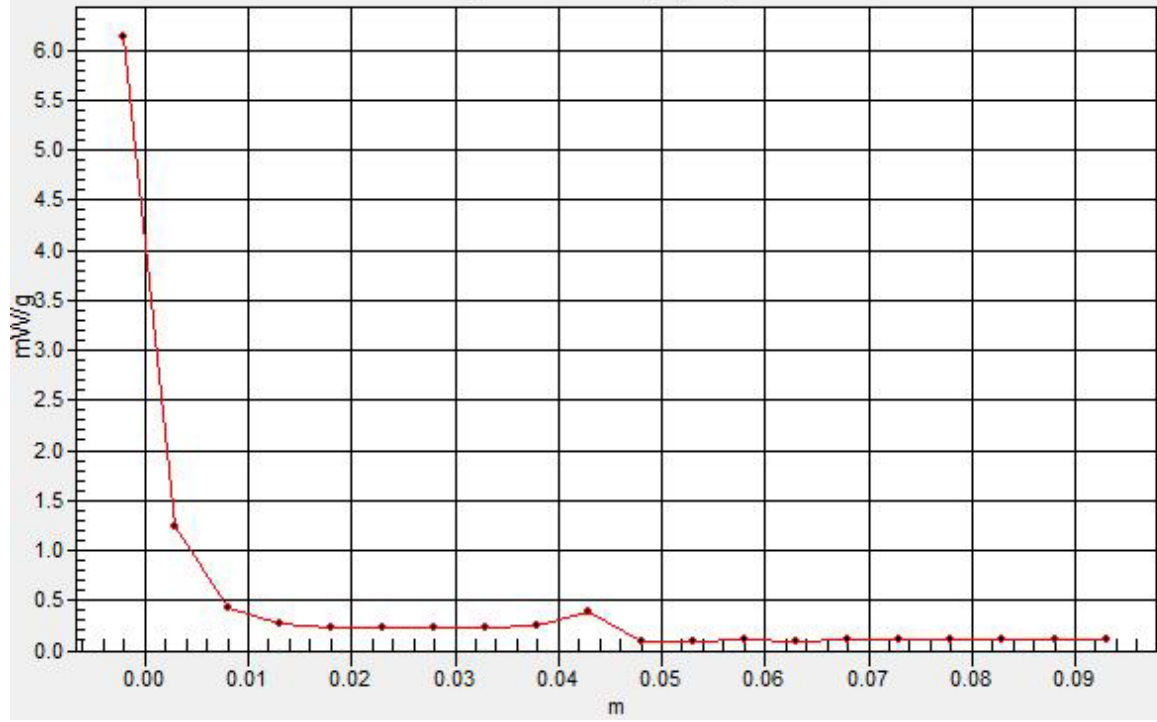
Pin=100mW,d=10mm f=5500MHz/Z Scan (1x1x21): Measurement grid: dx=20mm, dy=20mm, dz=5mm

Maximum value of SAR (measured) = 6.13 mW/g



SAR(x,y,z,f0)

SAR; Z Scan: Value Along Z, X=0, Y=0



Test Laboratory: Compliance Certification Services Inc.

D5GHz V2 SN 1004

DUT: Dipole 5GHz ; Type: D5GHz V2; Serial: 1004

Communication System: CW5GHz; Frequency: 5800 MHz; Duty Cycle: 1:1

Medium parameters used: $f = 5800$ MHz; $\sigma = 6.04$ mho/m; $\epsilon_r = 48$; $\rho = 1000$ kg/m³

Phantom section: Flat Section

Air Temperature: 24.6 deg C; Liquid Temperature: 23.6 deg C

Area Scan Find Secondary Maximum Within 2dB and with a peak SAR value greater than 0.0012W/kg

DASY4 Configuration:

- Probe: EX3DV4 - SN3665; ConvF(3.92, 3.92, 3.92);
- Sensor-Surface: 2.5mm (Mechanical Surface Detection) Sensor-Surface: 0mm (Fix Surface)
- Electronics: DAE4 Sn877; Calibrated: 2010/2/17
- Phantom: ELI 4.0; Type: QDOVA001BA; Serial: 1056
- Measurement SW: DASY4, V4.7 Build 80; Postprocessing SW: SEMCAD, V1.8 Build 186

Pin=100mW,d=10mm f=5800MHz/Area Scan (8x8x1): Measurement grid: dx=10mm, dy=10mm

Maximum value of SAR (measured) = 10.4 mW/g

Pin=100mW,d=10mm f=5800MHz/Zoom Scan (8x8x10)/Cube 0: Measurement grid: dx=4mm, dy=4mm, dz=2.5mm

Reference Value = 48.4 V/m; Power Drift = -0.107 dB

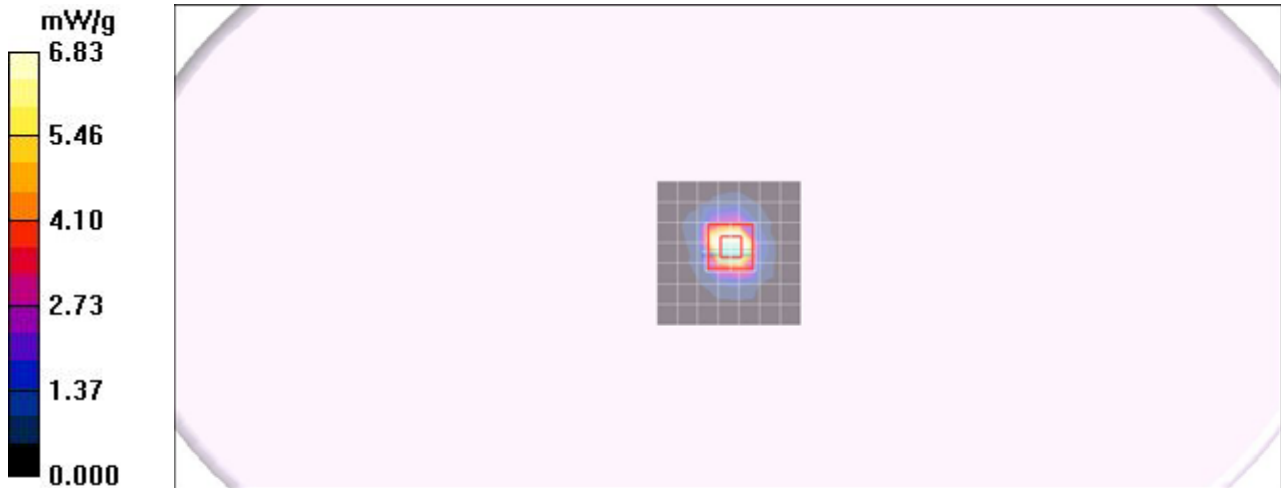
Peak SAR (extrapolated) = 27.2 W/kg

SAR(1 g) = 7.25 mW/g; SAR(10 g) = 2.11 mW/g

Maximum value of SAR (measured) = 13.4 mW/g

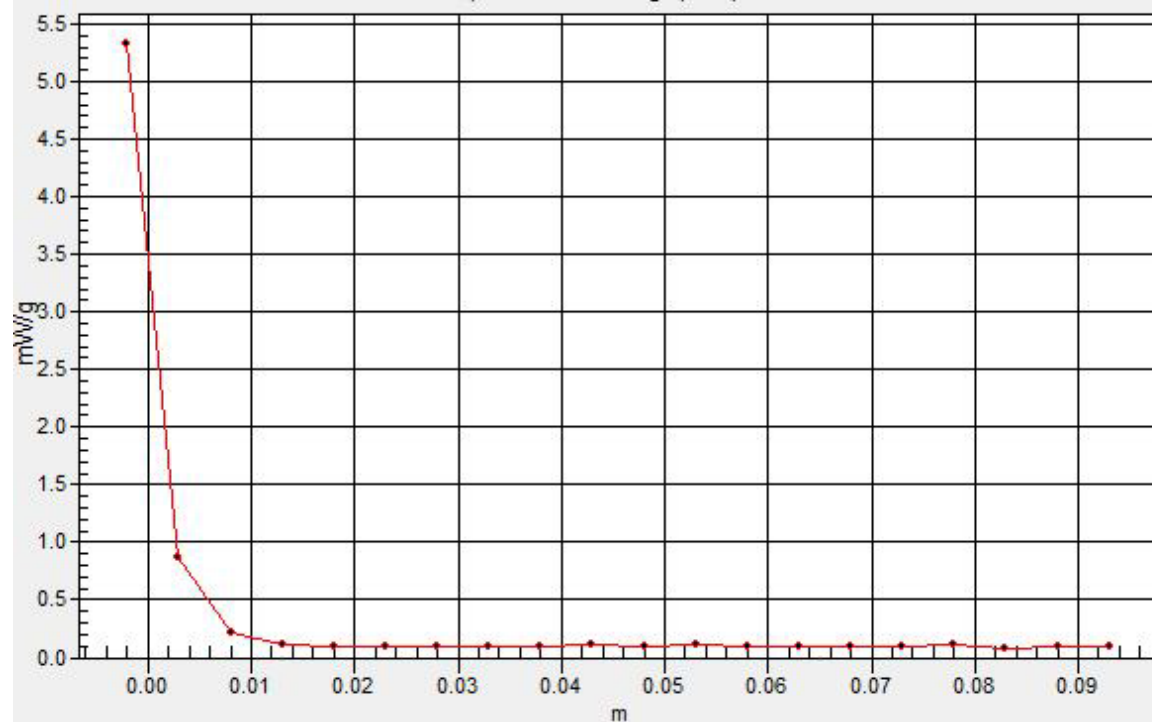
Pin=100mW,d=10mm f=5800MHz/Z Scan (1x1x21): Measurement grid: dx=20mm, dy=20mm, dz=5mm

Maximum value of SAR (measured) = 5.33 mW/g



SAR(x,y,z,f0)

SAR; Z Scan: Value Along Z, X=0, Y=0



Test Laboratory: Compliance Certification Services Inc.

D5GHz V2 SN 1004

DUT: Dipole 5GHz ; Type: D5GHz V2; Serial: 1004

Communication System: CW5GHz; Frequency: 5200 MHz;Duty Cycle: 1:1

Medium parameters used: $f = 5200$ MHz; $\sigma = 5.2$ mho/m; $\epsilon_r = 49.5$; $\rho = 1000$ kg/m³

Phantom section: Flat Section

Air Temperature:24.6 deg C;Liquid Temperature:23.6 deg C

Area Scan Find Secondary Maximum Within 2dB and with a peak SAR value greater than 0.0012W/kg

DASY4 Configuration:

- Probe: EX3DV4 - SN3665; ConvF(4.14, 4.14, 4.14);
- Sensor-Surface: 2.5mm (Mechanical Surface Detection)
- Electronics: DAE4 Sn877; Calibrated: 2010/2/17
- Phantom: Flat Phantom ELI4.0; Type: QDOVA001BA; Serial: SN: 1056
- Measurement SW: DASY4, V4.7 Build 80; Postprocessing SW: SEMCAD, V1.8 Build 186

Pin=100mW,d=10mm f=5200MHz/Area Scan (8x8x1): Measurement grid: dx=10mm, dy=10mm

Maximum value of SAR (measured) = 9.52 mW/g

Pin=100mW,d=10mm f=5200MHz/Zoom Scan (8x8x10)/Cube 0: Measurement grid: dx=4mm, dy=4mm, dz=2.5mm

Reference Value = 54.1 V/m; Power Drift = -0.038 dB

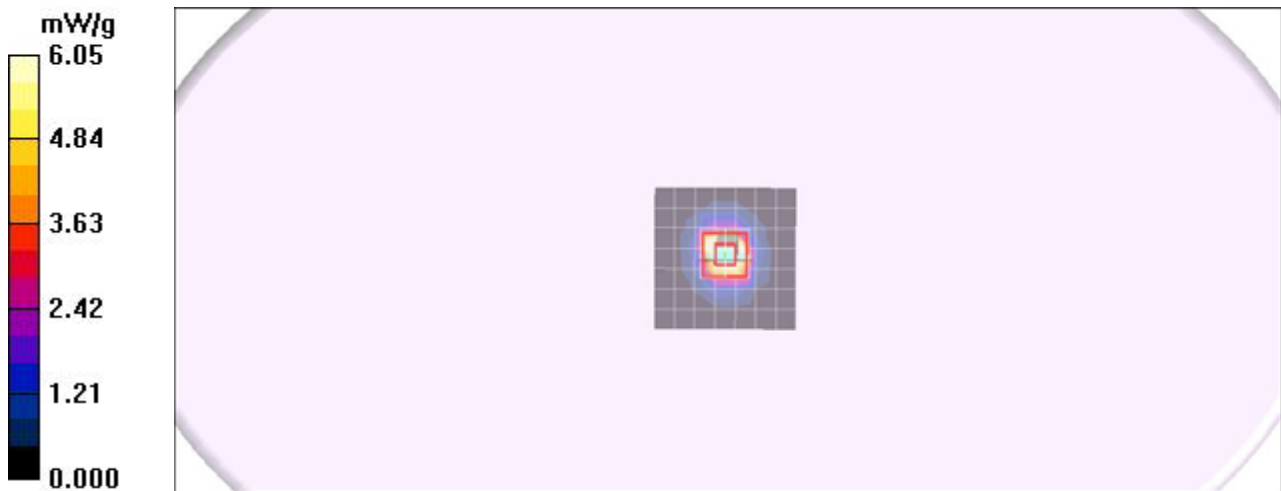
Peak SAR (extrapolated) = 27.2 W/kg

SAR(1 g) = 7.59 mW/g; SAR(10 g) = 2.2 mW/g

Maximum value of SAR (measured) = 14.0 mW/g

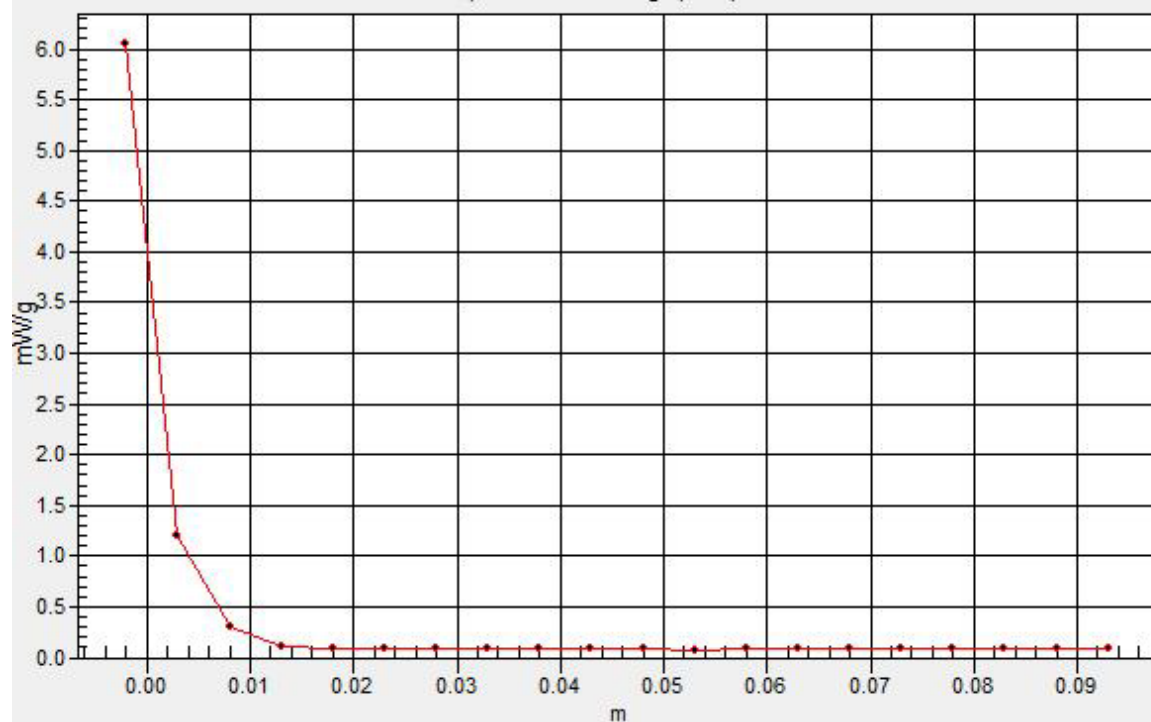
Pin=100mW,d=10mm f=5200MHz/Z Scan (1x1x21): Measurement grid: dx=20mm, dy=20mm, dz=5mm

Maximum value of SAR (measured) = 6.05 mW/g



SAR(x,y,z,f0)

SAR; Z Scan: Value Along Z, X=0, Y=0



Test Laboratory: Compliance Certification Services Inc.

D5GHz V2 SN 1004

DUT: Dipole 5GHz ; Type: D5GHz V2; Serial: 1004

Communication System: CW5GHz; Frequency: 5500 MHz; Duty Cycle: 1:1

Medium parameters used: $f = 5500$ MHz; $\sigma = 5.65$ mho/m; $\epsilon_r = 48.9$; $\rho = 1000$ kg/m³

Phantom section: Flat Section

Air Temperature: 24.6 deg C; Liquid Temperature: 23.6 deg C

Area Scan Find Secondary Maximum Within 2dB and with a peak SAR value greater than 0.0012W/kg

DASY4 Configuration:

- Probe: EX3DV4 - SN3665; ConvF(3.76, 3.76, 3.76);
- Sensor-Surface: 2.5mm (Mechanical Surface Detection)
- Electronics: DAE4 Sn877; Calibrated: 2010/2/17
- Phantom: Flat Phantom ELI4.0; Type: QDOVA001BA; Serial: SN: 1056
- Measurement SW: DASY4, V4.7 Build 80; Postprocessing SW: SEMCAD, V1.8 Build 186

Pin=100mW,d=10mm f=5500MHz/Area Scan (8x8x1): Measurement grid: dx=10mm, dy=10mm

Maximum value of SAR (measured) = 9.50 mW/g

Pin=100mW,d=10mm f=5500MHz/Zoom Scan (8x8x10)/Cube 0: Measurement grid: dx=4mm, dy=4mm, dz=2.5mm

Reference Value = 52.6 V/m; Power Drift = -0.100 dB


Peak SAR (extrapolated) = 28.3 W/kg

SAR(1 g) = 7.89 mW/g; SAR(10 g) = 2.22 mW/g

Maximum value of SAR (measured) = 14.1 mW/g

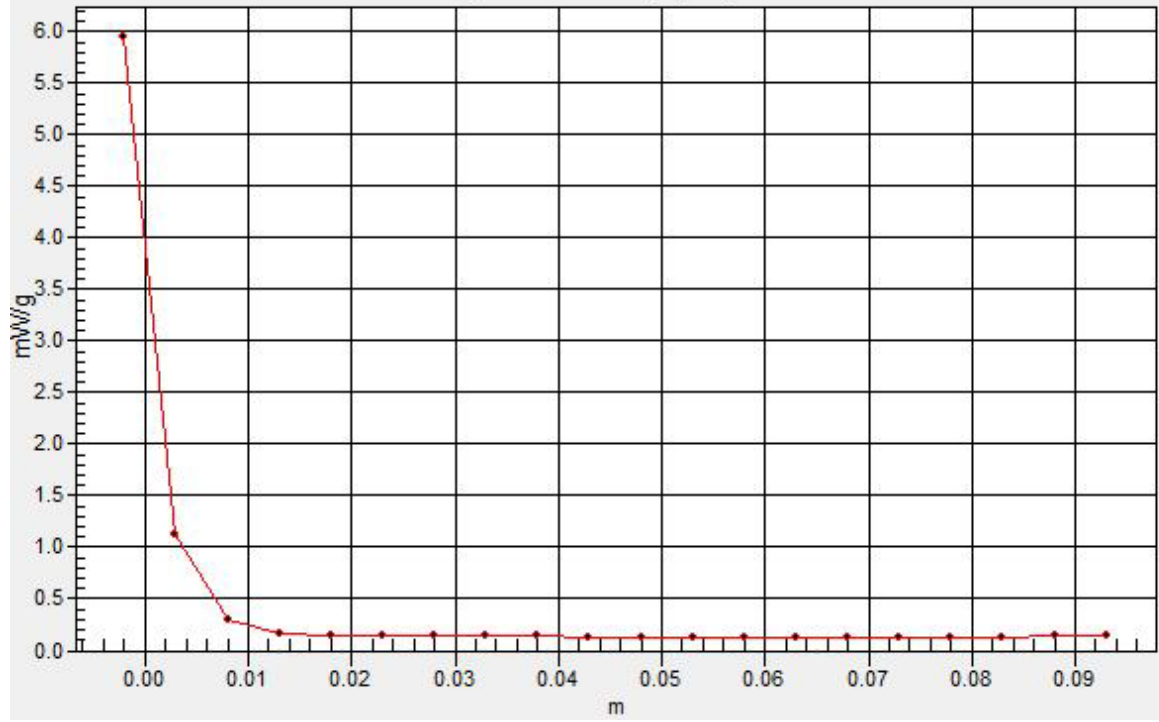
Pin=100mW,d=10mm f=5500MHz/Z Scan (1x1x21): Measurement grid: dx=20mm, dy=20mm, dz=5mm

Maximum value of SAR (measured) = 5.96 mW/g



SAR(x,y,z,f0)

SAR; Z Scan: Value Along Z, X=0, Y=0



Test Laboratory: Compliance Certification Services Inc.

D5GHz V2 SN 1004

DUT: Dipole 5GHz ; Type: D5GHz V2; Serial: 1004

Communication System: CW5GHz; Frequency: 5800 MHz; Duty Cycle: 1:1

Medium parameters used: $f = 5800$ MHz; $\sigma = 6.06$ mho/m; $\epsilon_r = 48.3$; $\rho = 1000$ kg/m³

Phantom section: Flat Section

Air Temperature: 24.6 deg C; Liquid Temperature: 23.6 deg C

Area Scan Find Secondary Maximum Within 2dB and with a peak SAR value greater than 0.0012W/kg

DASY4 Configuration:

- Probe: EX3DV4 - SN3665; ConvF(3.92, 3.92, 3.92);
- Sensor-Surface: 2.5mm (Mechanical Surface Detection)
- Electronics: DAE4 Sn877; Calibrated: 2010/2/17
- Phantom: Flat Phantom ELI4.0; Type: QDOVA001BA; Serial: SN: 1056
- Measurement SW: DASY4, V4.7 Build 80; Postprocessing SW: SEMCAD, V1.8 Build 186

Pin=100mW,d=10mm f=5800MHz/Area Scan (8x8x1): Measurement grid: dx=10mm, dy=10mm

Maximum value of SAR (measured) = 10.4 mW/g

Pin=100mW,d=10mm f=5800MHz/Zoom Scan (8x8x10)/Cube 0: Measurement grid: dx=4mm, dy=4mm, dz=2.5mm

Reference Value = 49.2 V/m; Power Drift = -0.074 dB

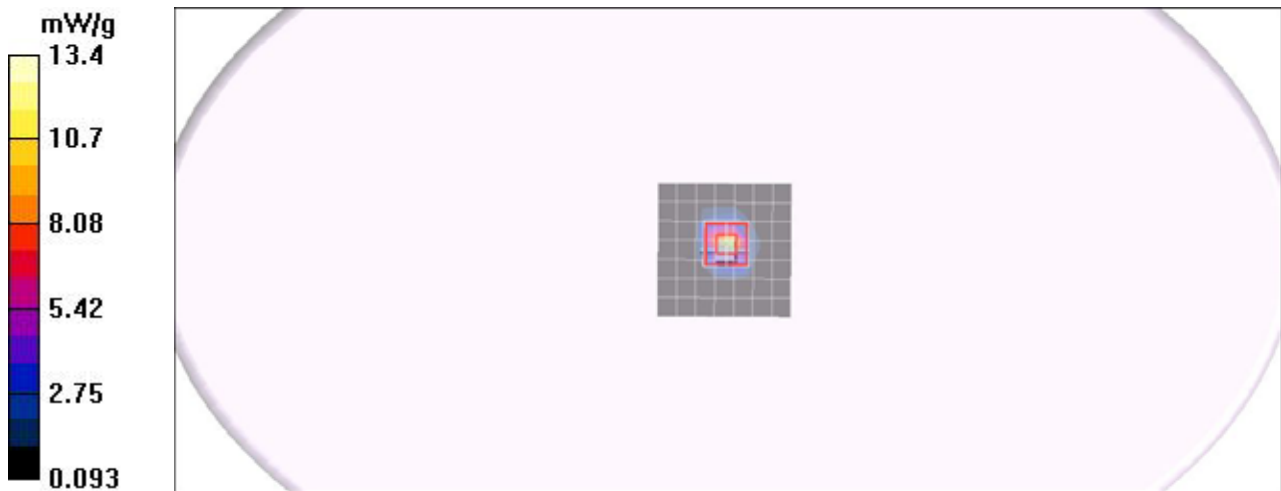
Peak SAR (extrapolated) = 26.6 W/kg

SAR(1 g) = 7.18 mW/g; SAR(10 g) = 2.11 mW/g

Maximum value of SAR (measured) = 13.4 mW/g

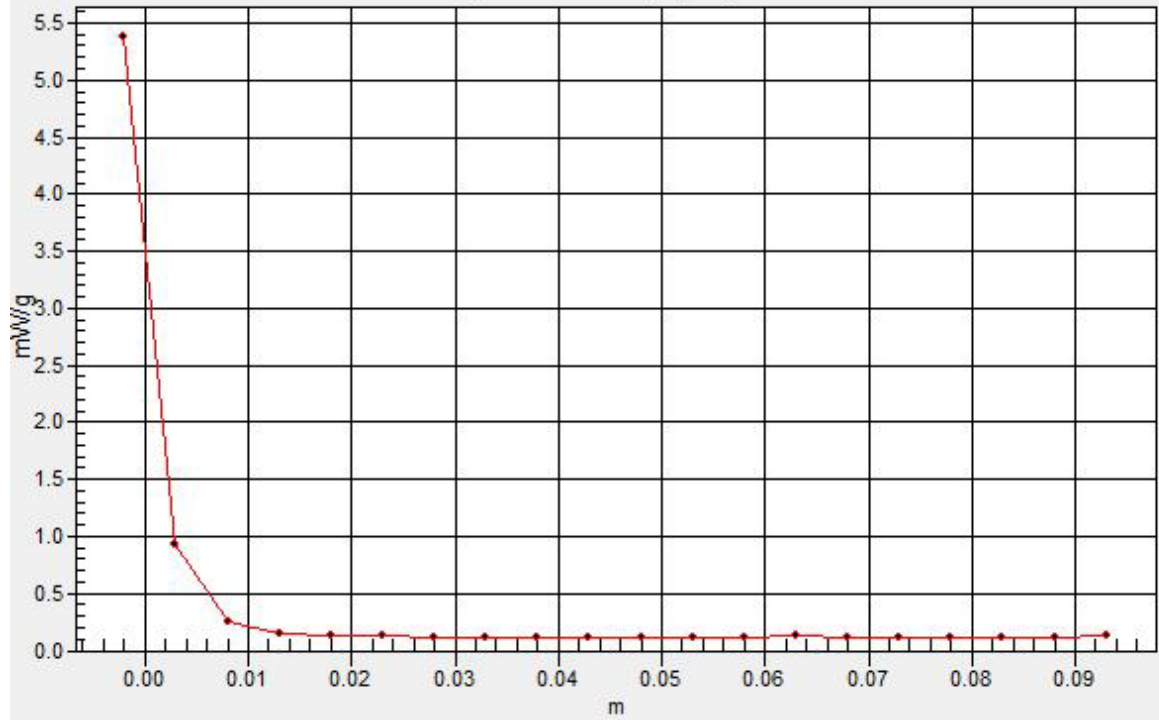
Pin=100mW,d=10mm f=5800MHz/Z Scan (1x1x21): Measurement grid: dx=20mm, dy=20mm, dz=5mm

Maximum value of SAR (measured) = 5.38 mW/g



SAR(x,y,z,f0)

SAR; Z Scan: Value Along Z, X=0, Y=0



Test Laboratory: Compliance Certification Services Inc.

D5GHz V2 SN 1004

DUT: Dipole 5GHz ; Type: D5GHz V2; Serial: 1004

Communication System: CW5GHz; Frequency: 5200 MHz; Duty Cycle: 1:1
Medium parameters used: $f = 5200$ MHz; $\sigma = 5.32$ mho/m; $\epsilon_r = 48.4$; $\rho = 1000$ kg/m³
Phantom section: Flat Section
Air Temperature: 24.6 deg C; Liquid Temperature: 23.6 deg C
Area Scan Find Secondary Maximum Within 2dB and with a peak SAR value greater than 0.0012W/kg

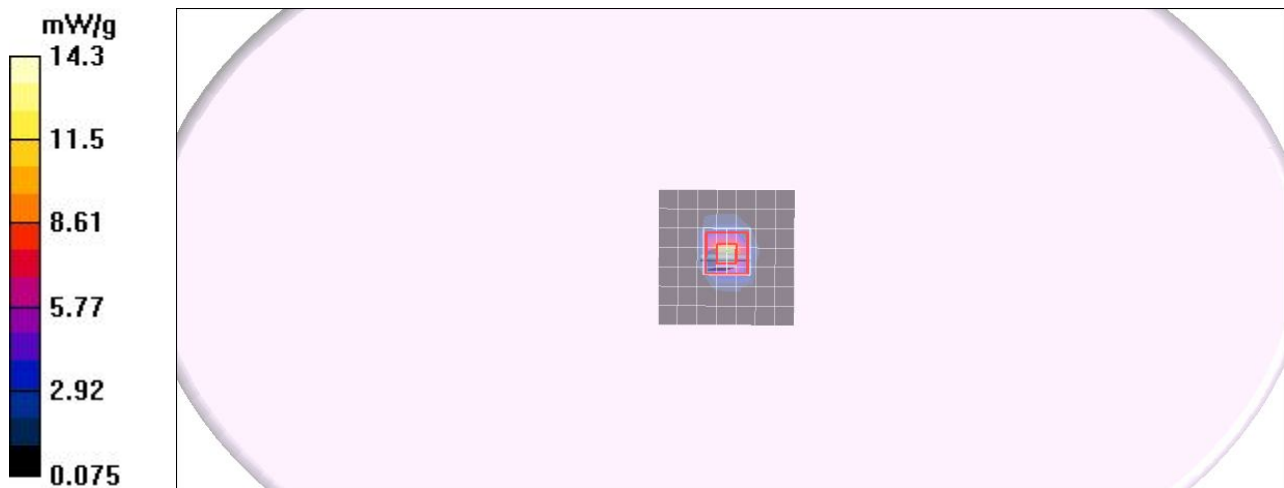
DASY4 Configuration:

- Probe: EX3DV4 - SN3665; ConvF(4.14, 4.14, 4.14);
- Sensor-Surface: 2.5mm (Mechanical Surface Detection)
- Electronics: DAE4 Sn877; Calibrated: 2010/2/17
- Phantom: ELI 4.0; Type: QDOVA001BA; Serial: 1056
- Measurement SW: DASY4, V4.7 Build 80; Postprocessing SW: SEMCAD, V1.8 Build 186

Pin=100mW,d=10mm f=5200MHz/Area Scan (8x8x1): Measurement grid: dx=10mm, dy=10mm
Maximum value of SAR (measured) = 9.81 mW/g

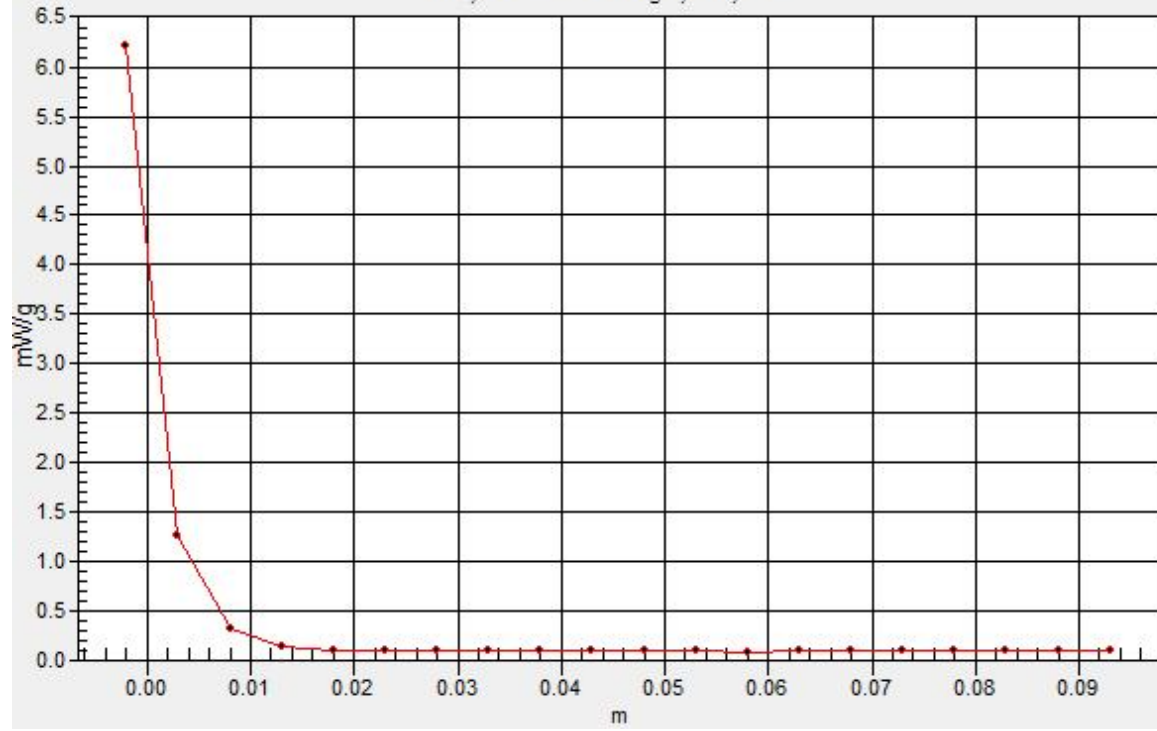
Pin=100mW,d=10mm f=5200MHz/Zoom Scan (8x8x10)/Cube 0: Measurement grid: dx=4mm, dy=4mm, dz=2.5mm
Reference Value = 53.3 V/m; Power Drift = -0.108 dB
Peak SAR (extrapolated) = 28.0 W/kg
SAR(1 g) = 7.65 mW/g; SAR(10 g) = 2.20 mW/g
Maximum value of SAR (measured) = 13.8 mW/g

Pin=100mW,d=10mm f=5200MHz/Z Scan (1x1x21): Measurement grid: dx=20mm, dy=20mm, dz=5mm
Maximum value of SAR (measured) = 6.23 mW/g



SAR(x,y,z,f0)

SAR; Z Scan: Value Along Z, X=0, Y=0



Test Laboratory: Compliance Certification Services Inc.

D5GHz V2 SN 1004

DUT: Dipole 5GHz ; Type: D5GHz V2; Serial: 1004

Communication System: CW5GHz; Frequency: 5500 MHz; Duty Cycle: 1:1
Medium parameters used: $f = 5500$ MHz; $\sigma = 5.77$ mho/m; $\epsilon_r = 47.8$; $\rho = 1000$ kg/m³
Phantom section: Flat Section
Air Temperature: 24.6 deg C; Liquid Temperature: 23.6 deg C
Area Scan Find Secondary Maximum Within 2dB and with a peak SAR value greater than 0.0012W/kg


DASY4 Configuration:

- Probe: EX3DV4 - SN3665; ConvF(3.76, 3.76, 3.76);
- Sensor-Surface: 2.5mm (Mechanical Surface Detection)
- Electronics: DAE4 Sn877; Calibrated: 2010/2/17
- Phantom: ELI 4.0; Type: QDOVA001BA; Serial: 1056
- Measurement SW: DASY4, V4.7 Build 80; Postprocessing SW: SEMCAD, V1.8 Build 186

Pin=100mW,d=10mm f=5500MHz/Area Scan (8x8x1): Measurement grid: dx=10mm, dy=10mm
Maximum value of SAR (measured) = 10.2 mW/g

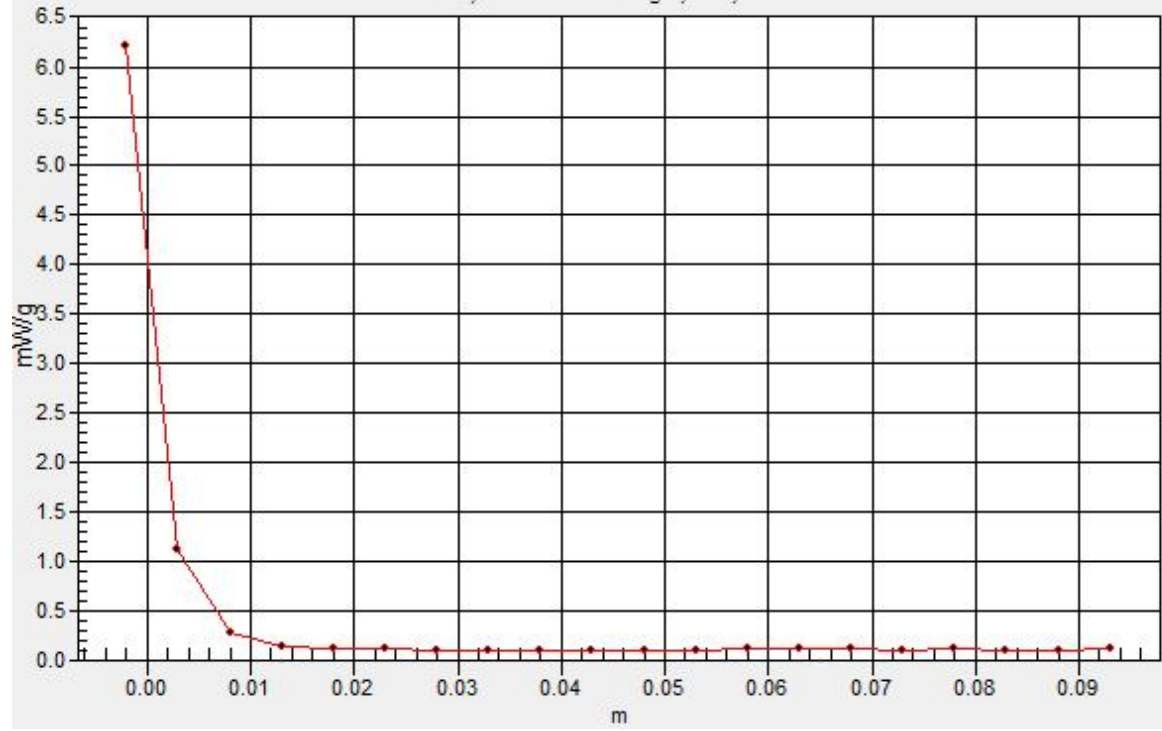
Pin=100mW,d=10mm f=5500MHz/Zoom Scan (8x8x10)/Cube 0: Measurement grid: dx=4mm, dy=4mm, dz=2.5mm
Reference Value = 54.2 V/m; Power Drift = -0.099 dB
Peak SAR (extrapolated) = 30.4 W/kg
SAR(1 g) = 8.12 mW/g; SAR(10 g) = 2.35 mW/g
Maximum value of SAR (measured) = 15.0 mW/g

Pin=100mW,d=10mm f=5500MHz/Z Scan (1x1x21): Measurement grid: dx=20mm, dy=20mm, dz=5mm
Maximum value of SAR (measured) = 6.22 mW/g



SAR(x,y,z,f0)

SAR; Z Scan: Value Along Z, X=0, Y=0



Test Laboratory: Compliance Certification Services Inc.

D5GHz V2 SN 1004

DUT: Dipole 5GHz ; Type: D5GHz V2; Serial: 1004

Communication System: CW5GHz; Frequency: 5800 MHz; Duty Cycle: 1:1
Medium parameters used: $f = 5800$ MHz; $\sigma = 6.18$ mho/m; $\epsilon_r = 47.2$; $\rho = 1000$ kg/m³
Phantom section: Flat Section
Air Temperature: 24.6 deg C; Liquid Temperature: 23.6 deg C
Area Scan Find Secondary Maximum Within 2dB and with a peak SAR value greater than 0.0012W/kg

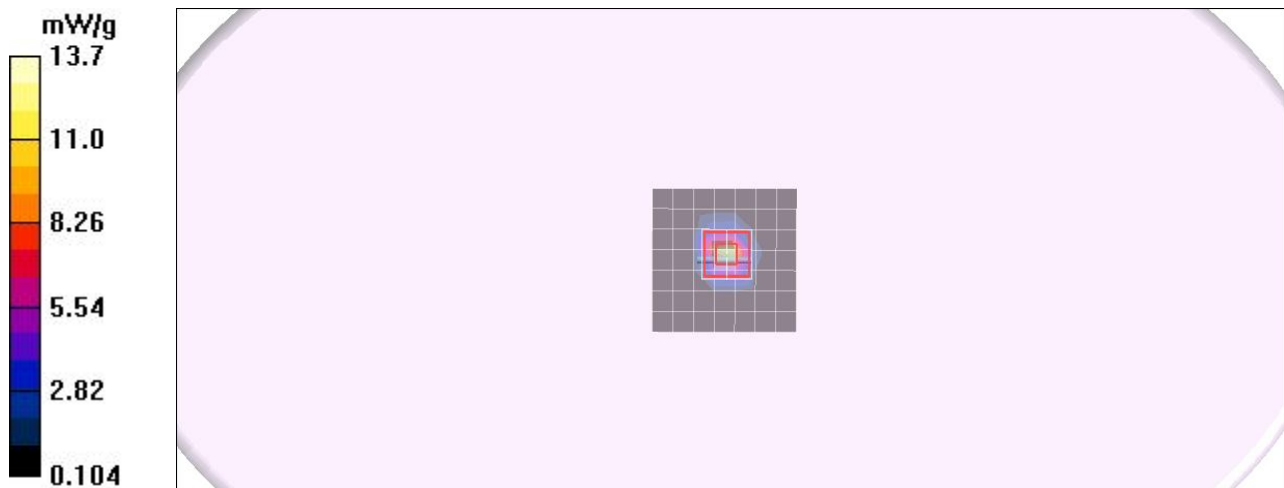
DASY4 Configuration:

- Probe: EX3DV4 - SN3665; ConvF(3.92, 3.92, 3.92);
- Sensor-Surface: 2.5mm (Mechanical Surface Detection)
- Electronics: DAE4 Sn877; Calibrated: 2010/2/17
- Phantom: ELI 4.0; Type: QDOVA001BA; Serial: 1056
- Measurement SW: DASY4, V4.7 Build 80; Postprocessing SW: SEMCAD, V1.8 Build 186

Pin=100mW,d=10mm f=5800MHz/Area Scan (8x8x1): Measurement grid: dx=10mm, dy=10mm
Maximum value of SAR (measured) = 10.4 mW/g

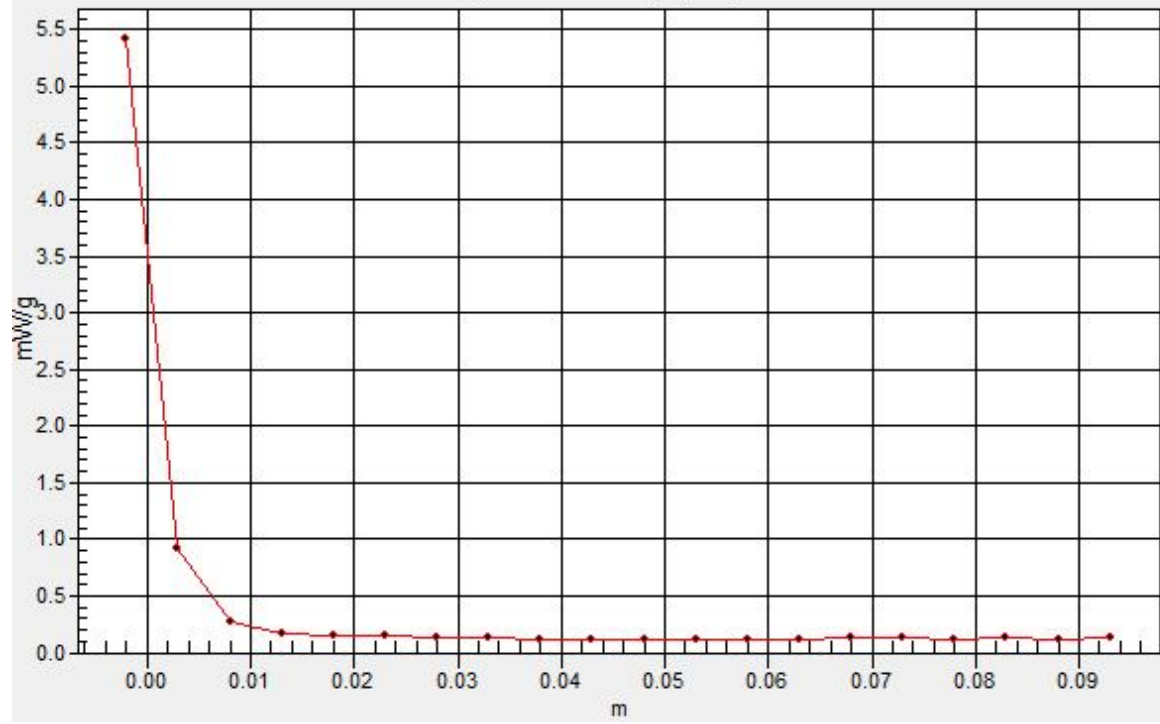
Pin=100mW,d=10mm f=5800MHz/Zoom Scan (8x8x10)/Cube 0: Measurement grid: dx=4mm, dy=4mm, dz=2.5mm
Reference Value = 49.6 V/m; Power Drift = -0.122 dB
Peak SAR (extrapolated) = 28.3 W/kg
SAR(1 g) = 7.28 mW/g; SAR(10 g) = 2.05 mW/g
Maximum value of SAR (measured) = 13.7 mW/g

Pin=100mW,d=10mm f=5800MHz/Z Scan (1x1x21): Measurement grid: dx=20mm, dy=20mm, dz=5mm
Maximum value of SAR (measured) = 5.42 mW/g



SAR(x,y,z,f0)

SAR; Z Scan: Value Along Z, X=0, Y=0



Test Laboratory: Compliance Certification Services Inc.

D5GHz V2 SN 1004

DUT: Dipole 5GHz ; Type: D5GHz V2; Serial: 1004

Communication System: CW5GHz; Frequency: 5200 MHz; Duty Cycle: 1:1
Medium parameters used: $f = 5200$ MHz; $\sigma = 5.3$ mho/m; $\epsilon_r = 49.2$; $\rho = 1000$ kg/m³
Phantom section: Flat Section
Air Temperature: 24.6 deg C; Liquid Temperature: 23.6 deg C
Area Scan Find Secondary Maximum Within 2dB and with a peak SAR value greater than 0.0012W/kg


DASY4 Configuration:

- Probe: EX3DV4 - SN3665; ConvF(4.14, 4.14, 4.14);
- Sensor-Surface: 2.5mm (Mechanical Surface Detection)
- Electronics: DAE4 Sn877; Calibrated: 2010/2/17
- Phantom: ELI 4.0; Type: QDOVA001BA; Serial: 1056
- Measurement SW: DASY4, V4.7 Build 80; Postprocessing SW: SEMCAD, V1.8 Build 186

Pin=100mW,d=10mm f=5200MHz/Area Scan (8x8x1): Measurement grid: dx=10mm, dy=10mm
Maximum value of SAR (measured) = 9.81 mW/g

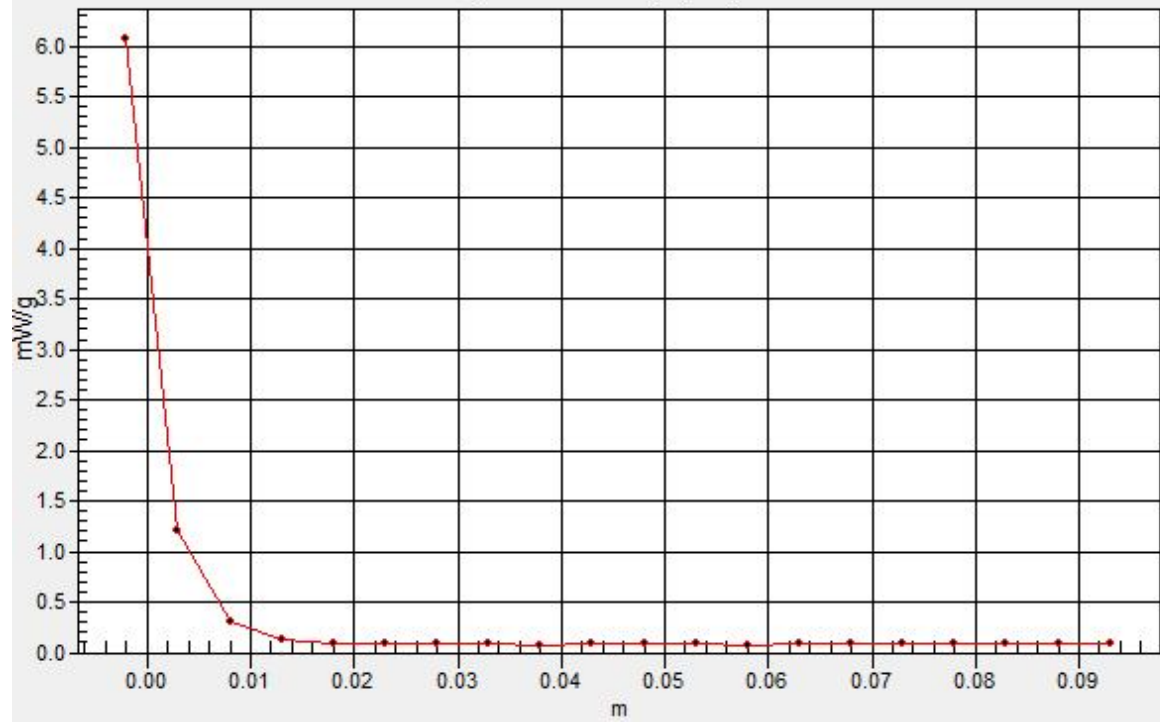
Pin=100mW,d=10mm f=5200MHz/Zoom Scan (8x8x10)/Cube 0: Measurement grid: dx=4mm, dy=4mm, dz=2.5mm
Reference Value = 52.2 V/m; Power Drift = -0.055 dB
Peak SAR (extrapolated) = 26.2 W/kg
SAR(1 g) = 7.56 mW/g; SAR(10 g) = 2.08 mW/g
Maximum value of SAR (measured) = 13.0 mW/g

Pin=100mW,d=10mm f=5200MHz/Z Scan (1x1x21): Measurement grid: dx=20mm, dy=20mm, dz=5mm
Maximum value of SAR (measured) = 6.04 mW/g



SAR(x,y,z,f0)

SAR; Z Scan: Value Along Z, X=0, Y=0



Test Laboratory: Compliance Certification Services Inc.

D5GHz V2 SN 1004

DUT: Dipole 5GHz ; Type: D5GHz V2; Serial: 1004

Communication System: CW5GHz; Frequency: 5500 MHz; Duty Cycle: 1:1
Medium parameters used: $f = 5500$ MHz; $\sigma = 5.75$ mho/m; $\epsilon_r = 48.6$; $\rho = 1000$ kg/m³
Phantom section: Flat Section
Air Temperature: 24.6 deg C; Liquid Temperature: 23.6 deg C
Area Scan Find Secondary Maximum Within 2dB and with a peak SAR value greater than 0.0012W/kg


DASY4 Configuration:

- Probe: EX3DV4 - SN3665; ConvF(3.76, 3.76, 3.76);
- Sensor-Surface: 2.5mm (Mechanical Surface Detection)
- Electronics: DAE4 Sn877; Calibrated: 2010/2/17
- Phantom: ELI 4.0; Type: QDOVA001BA; Serial: 1056
- Measurement SW: DASY4, V4.7 Build 80; Postprocessing SW: SEMCAD, V1.8 Build 186

Pin=100mW,d=10mm f=5500MHz/Area Scan (8x8x1): Measurement grid: dx=10mm, dy=10mm
Maximum value of SAR (measured) = 10.3 mW/g

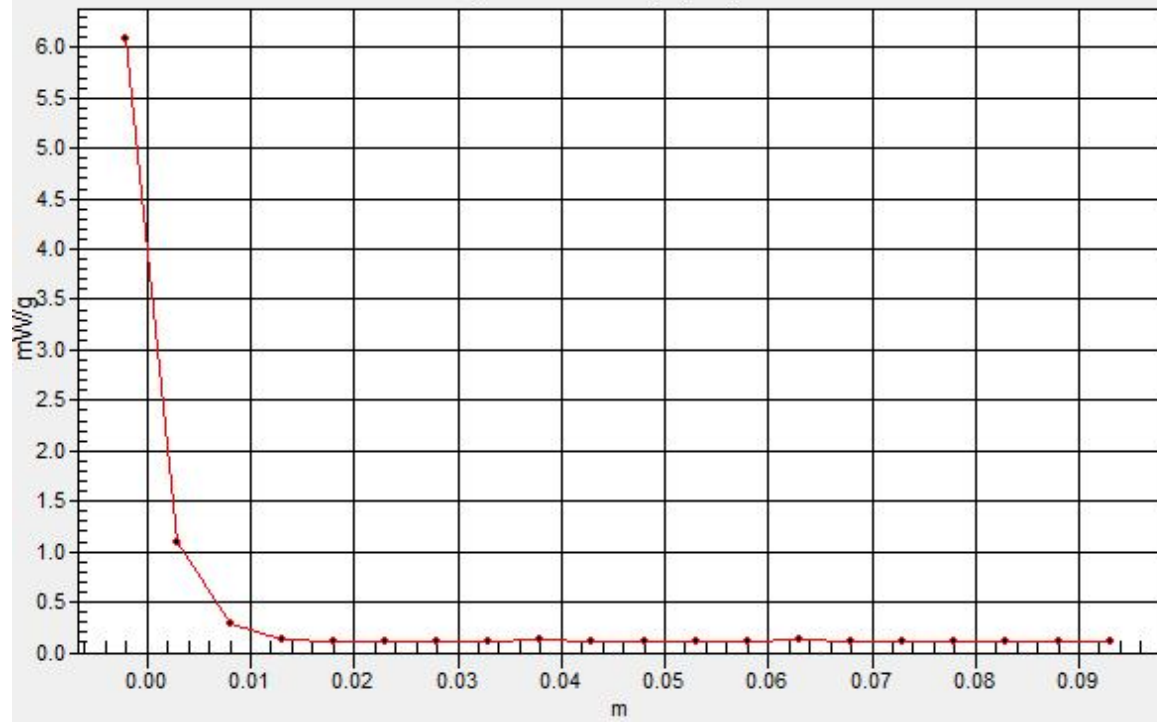
Pin=100mW,d=10mm f=5500MHz/Zoom Scan (8x8x10)/Cube 0: Measurement grid: dx=4mm, dy=4mm, dz=2.5mm
Reference Value = 55.5 V/m; Power Drift = -0.078 dB
Peak SAR (extrapolated) = 30.2 W/kg
SAR(1 g) = 8.14 mW/g; SAR(10 g) = 2.37 mW/g
Maximum value of SAR (measured) = 14.2 mW/g

Pin=100mW,d=10mm f=5500MHz/Z Scan (1x1x21): Measurement grid: dx=20mm, dy=20mm, dz=5mm
Maximum value of SAR (measured) = 6.11 mW/g



SAR(x,y,z,f0)

SAR; Z Scan: Value Along Z, X=0, Y=0



Test Laboratory: Compliance Certification Services Inc.

D5GHz V2 SN 1004

DUT: Dipole 5GHz ; Type: D5GHz V2; Serial: 1004

Communication System: CW5GHz; Frequency: 5800 MHz; Duty Cycle: 1:1
Medium parameters used: $f = 5800$ MHz; $\sigma = 6.16$ mho/m; $\epsilon_r = 47.8$; $\rho = 1000$ kg/m³
Phantom section: Flat Section
Air Temperature: 24.6 deg C; Liquid Temperature: 23.6 deg C
Area Scan Find Secondary Maximum Within 2dB and with a peak SAR value greater than 0.0012W/kg

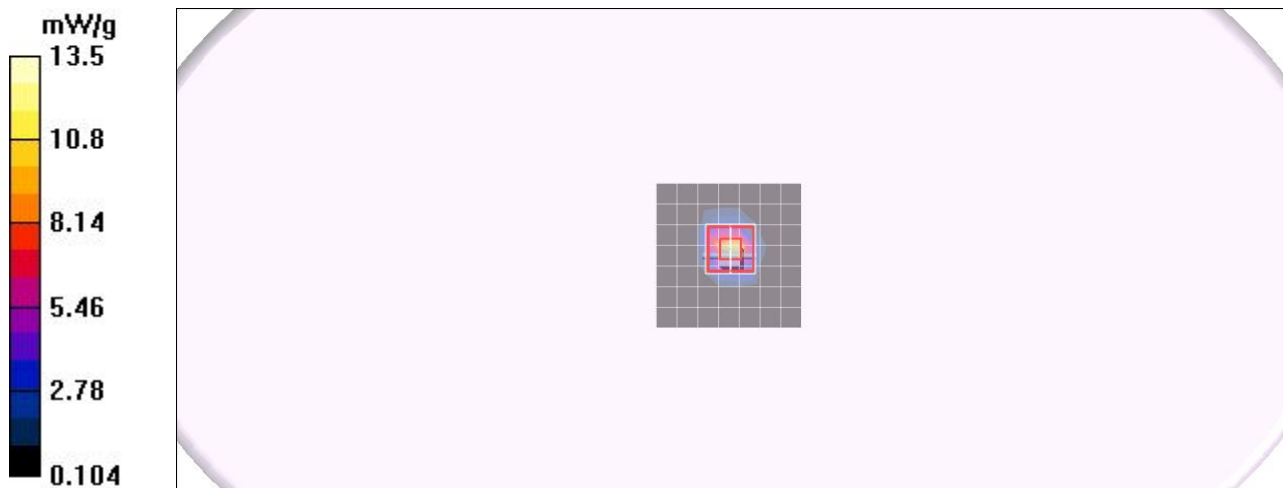
DASY4 Configuration:

- Probe: EX3DV4 - SN3665; ConvF(3.92, 3.92, 3.92);
- Sensor-Surface: 2.5mm (Mechanical Surface Detection)
- Electronics: DAE4 Sn877; Calibrated: 2010/2/17
- Phantom: ELI 4.0; Type: QDOVA001BA; Serial: 1056
- Measurement SW: DASY4, V4.7 Build 80; Postprocessing SW: SEMCAD, V1.8 Build 186

Pin=100mW,d=10mm f=5800MHz/Area Scan (8x8x1): Measurement grid: dx=10mm, dy=10mm
Maximum value of SAR (measured) = 10.2 mW/g

Pin=100mW,d=10mm f=5800MHz/Zoom Scan (8x8x10)/Cube 0: Measurement grid: dx=4mm, dy=4mm, dz=2.5mm
Reference Value = 49.5 V/m; Power Drift = -0.095 dB
Peak SAR (extrapolated) = 26.3 W/kg
SAR(1 g) = 7.22 mW/g; SAR(10 g) = 2.08 mW/g
Maximum value of SAR (measured) = 13.0 mW/g

Pin=100mW,d=10mm f=5800MHz/Z Scan (1x1x21): Measurement grid: dx=20mm, dy=20mm, dz=5mm
Maximum value of SAR (measured) = 5.38 mW/g



SAR(x,y,z,f0)

SAR; Z Scan: Value Along Z, X=0, Y=0

